

Ref:

Date : 29.06.2019

AUDITORS' REPORT

The Chairman, Governing Council

Kila

MG Kavu, Thrissur

We have audited the attached Balance Sheet of Kerala Institute of Local Administration (KILA) as at 31st March 2019 and also the Income and Expenditure Account for the year ended on that date annexed thereto. These financial statements are the responsibility of the Society's management. Our responsibility is to express an opinion on these financial statements based on our audit.

We conducted the audit in accordance with auditing standards generally accepted in India. Those standards require that we plan and perform the audit to obtain reasonable assurance about whether the financial statements are free of material misstatement. An audit includes examining, on a test basis, evidence supporting the amounts and disclosures in the financial statements. An audit also includes assessing the accounting principles used and significant estimates made by management, as well as evaluating the overall financial statement presentation. We believe that our audit provides a reasonable basis for our opinion. The physical verification of fixed assets is also the responsibility of the management.

We report that subject to our observations in (a) to (d) following,

- a) With respect to observations reported during the previous year 17-18 ; Project Asset Management Fund amounting Rs 34,93,765 and MGP Replication Project Fund amounting Rs 3,91,178 is still remaining utilized/unsettled. The amounts so remaining unutilised may be set apart for utilization for projects of similar nature or may be treated as income of the society as deemed appropriate by the Governing Council.
- b) With respect to Capital Work in Progress relating to buildings, an amount totalling Rs.7,18,67,548 has not been capitalized so far due to non-submission of final invoices by the contractors, concerned. However, since the liability has crystallised and the underlying asset i.e. buildings, have been put to use since 3 years, it may be capitalised and the amount due to the contractor(s) booked as liability payable.



Branch office: Room No. 78, Second Floor, D DOceano Mall, Marine Drive, Kochi - 682011

- c) With respect to advances given by KILA for utilization, the following unsettled balances are time barred for settlement/utilization:-

| TRANSFEEE | AMOUNT (RS) | YEAR OF TRANSFER |
|--|----------------|---------------------|
| Municipality of Kannur | 10,000.00 | 2009-10 |
| DPO, Trivandrum | 60,759.00 | 2011-12 |
| Convenor, SLTG | 26,283.00 | 2011-12 |
| Dist.Conv. Kasargode (K.Balakrishnan) | 53,682.00 | 2011-12 |
| Director State Social Audit Cell | 75,975.00 | 2013-14 |
| Chamber of Municipal Chairman | 200,000.00 | 2013-14 |

Appropriate steps may be initiated to recover such amounts or for squaring up of such accounts.

- (d) With respect to Tax Deducted at Source (TDS), in contraventions of the Income Tax Act, deductions are made only at the time of payments in lieu of either at the time of credit or payment whichever is earlier. Moreover, TDS on salary is considered as pertaining to the year of payment and not as that for the year of accounting by the society. We are given to understand that in the case of employees, income tax liability is reckoned for 12 months to February instead of for the fiscal year and hence, such treatment for TDS, even though it is a deviation from the provisions of the Act.

(i) We have obtained all the information and explanations, which to the best of our knowledge and belief were necessary for the purpose of our audit.

(ii) In our opinion, proper books of account as required by law have been kept by the Society so far as it appears from our examination of those books.

(iii) The Balance Sheet and Income and Expenditure Account dealt with by this report are in agreement with the Books of Account;

(iv) In our opinion and to the best of our information and according to the explanations given to us and subject to our observations as given in (a) to (d) here in before and the notes attached hereto and forming part of the financial statements, give a true and fair view of the state of affairs of the society and are in conformity with the accounting principles generally accepted in India:

(i) In the case of Balance Sheet as at 31st March 2019 and

(ii) In the case of Income & Expenditure Account for the year ended on that date



Place: THRISSUR
Date: 29.06.2019

For SKV & ASSOCIATES

(E. SANTHAKUMAR)
PARTNER

CHARTERED ACCOUNTANTS

Branch office: Room No. 78, Second Floor, D DOceano Mall, Marine Drive, Kochi - 682011

**ACCOUNTING POLICIES AND NOTES TO AND FORMING PART OF ACCOUNTS OF KERALA
INSTITUTE OF LOCAL ADMINISTRATION FOR THE YEAR ENDED 31ST MARCH 2019**

1. BASIS OF ACCOUNTING:

The financial statements of KILA are prepared on accrual basis as a going concern and in accordance with the generally accepted accounting principles. Revenue consists of income from various training programs conducted, interest on bank account, grant in aid (non-plan) from state Government and income from room rent and rent training equipment. Revenue from training programs are recognized at the time of completion of the respective programs and when it can be reliably measured and it is reasonable to expect ultimate collection. Interest income from deposits are recognized on a time proportion basis taking in to account the amount of deposit outstanding and the rate of interest. Interest received on project fund is credited to the concerned project account.

2. FIXED ASSETS

Fixed assets are stated at cost less depreciation. All cost directly related to the acquisition and installation of fixed assets are capitalized and added to the respective assets.

3. TRANSFER TO PENSION FUND

Transfer of Income to Pension Fund from Training Programmes is on basis of G.O (M.S. No: 183/2014/LSGD dated. 24/10/14).

4. DEPRECIATION

Depreciation is provided on all fixed assets on written down value method at the rates specified in Income Tax Act 1961.

5. GRANT FROM GOVERNMENT

Details of grant received from Central Government, State Government & various Projects are given below:-

(Amt in lakhs)

| GRANT FROM GOVERNMENT | | | |
|---|---|---------------|----------------|
| PARTICULARS | DATE OF RECEIPT | AMOUNT | TOTAL |
| KILA ,MULAKUNNATHUKAVU | | | |
| Recurring Grant From Central Government – KILA CHRD 2018-19 | 29-08-2018 | 101.81 | 199.01 |
| | 06-02-2019 | 97.20 | |
| Recurring Grant from state Government – KILA CHRD 2018-19 | Sanctioned and Approved vide GRO No 780/2019 but Not Yet Received | 145.00 | 145.00 |
| Grant from Government – Plan- Receivable for the year 2017-18 received during 2018-19 | GO(Rt) No.889/2018/LSGD dated 28.03.2018 | 2312.26 | 2312.26 |
| Grant from Government - Non Plan- (out of the total allocation of Rs.46.80lakhs received only Rs 22 lakh) | 14-03-2019 | 22.00 | 22.00 |
| TOTAL | | | 2678.27 |

| PROJECT FUND RECEIVED | | | |
|---|------------------------|---------------|---------------|
| PARTICULARS | DATE OF RECEIPT | AMOUNT | TOTAL |
| Child Resource Centre-UNICEF(balance amount received) | 25-04-2018 | 6.49 | 6.49 |
| KLGSDP Programme (balance amount received) | 20.4.2018 | 6.10 | 6.10 |
| Department of Urban Affairs | 22-01-2019 | 15.00 | 15.00 |
| Project NIRD Time Motion Study | 07-04-2018 | 2.73 | 2.73 |
| JPPI Project | 31-03-2019 | 20.86 | 20.86 |
| Project Mission <i>Andhyodya</i> - NIRD | 24-12-2018 | 2.40 | 2.40 |
| NIRD PR | 15-03-2019 | 3.89 | 3.89 |
| NIRD SRP DRP trg Project MGNREGS | 10-09-2018 | 10.77 | 10.77 |
| Project Food and Agriculture Organisation of the UN | 13-12-2018 | 1.95 | 1.95 |
| Project Gender Budgeting of MoW&CD | 05-10-2018 | 12.03 | 12.03 |
| Suchitwa Mission – Swachh Bharath Mission Project | 01-01-2019 | 88.00 | 125.00 |
| | 31-12-2018 | 37.00 | |
| UNDP – Indian Highrange Mountain Landscape Project | 19-03-2019 | 30.77 | 30.77 |
| TOTAL | | | 237.99 |

| KILA- CHR D KOTTARAKARA | | | |
|--|------------------------|---------------|--------------|
| PARTICULARS | DATE OF RECEIPT | AMOUNT | TOTAL |
| Project District Plan Comparison- MoPR | 27-03-2019 | 15.21 | 15.21 |
| NIRD Convergence of MGNREGS for Better SDG outcome | 09-01-2019 | 0.63 | 0.63 |
| 'Community Based Disaster Management, Sustainable Development and Environment Friendly Strategies' | 07-02-2019 | 0.71 | 0.71 |
| Disaster Management with special reference to role of PRIs | 07-04-2018 | 0.37 | 0.37 |
| NIRD & PR Training Programme NIRD February | 05-02-2019 | 0.63 | 0.63 |
| NIRD & PR Training programme on Geo informatics based watershed Planning in Mahatma Gandhi NREGS | 06-07-2018 | 0.66 | 0.66 |
| NIRD - Geo spatial technologies for planning and Management of PMGSY Roads | 19-10-2018 | 0.49 | 0.49 |
| Training Programme on NIRD- Participatory monitoring and Evaluation | 07-05-2018 | 1.00 | 1.00 |
| Training Programme on NIRD- Strategies for creation and Mobilization of OSR | 07-05-2018 | 1.00 | 1.00 |
| NIRD Research 1 & 2 - FOR FISHERMAN COMMUNITY | 19-04-2018 | 0.86 0.92 | 1.78 |
| Research Study-PR Women Headed Panchayats in Kerala | 03-04-2018 | 2.50 | 2.05 |
| Research Study –Poverty Assessment Among ST Attappady | 03-04-2018 | 1.84 | 1.84 |
| Watershed Project Cherpu | 26-10-2018 | 0.76 | 0.76 |
| Watershed Project Chalakkudy | 28-11-2018 | 4.50 | 4.50 |
| Watershed Project Kadavallur | 22-03-2019 | 2.42 | 2.42 |
| Watershed Project Kodakkara | 23-07-2018 | 0.98 | 0.98 |
| Watershed Project Valappad | 14-06-2018 | 0.50 | 0.50 |
| TOTAL | | | 35.53 |

6. FINANCIAL PERFORMANCE

Excess of Income over Expenditure before Depreciation: Rs.1,31,44,411.36/-

Excess of Income over Expenditure after Depreciation: Rs.7,18,832.31/-

Date: 29/06/19

Place: Thrissur



Dr. Joy Elamon
Dr. Joy Elamon
DIRECTOR
 Kerala Institute of Local Administration (KILA)
 Mulamgunnathukavu PO, Thrissur-680581, Kerala
 Tel: +91-487-2201312

KERALA INSTITUTE OF LOCAL ADMINISTRATION, THRISSUR

INCOME AND EXPENDITURE ACCOUNT FOR THE YEAR ENDED 31ST MARCH 2019

| INCOME | Annexure | For the Year ended 31.03.2019 | For the Year ended 31.03.2018 |
|---|----------|----------------------------------|----------------------------------|
| By Income from Training Programmes | A | 4,93,24,783.16 | 4,95,42,190.18 |
| By Grant from Government -Non Plan Fund | B | 4,17,05,728.00 | 2,76,55,000.00 |
| By Interest from Bank | C | 87,02,968.00 | 54,03,809.50 |
| By Other Income | D | 1,13,45,560.93 | 27,06,316.50 |
| TOTAL | | 11,10,79,040.09 | 8,53,07,316.18 |
| EXPENDITURE | | | |
| To Administrative Expenses | E | 7,16,26,484.00 | 5,65,41,123.00 |
| To Office Expenses | F | 64,58,871.00 | 49,36,787.04 |
| To Training Expenses | G | 87,84,869.99 | 54,18,290.00 |
| To Other Expenses | H | 1,10,64,403.74 | 73,85,040.44 |
| To Depreciation | SCH 6 | 1,24,25,579.05 | 98,01,762.59 |
| To Excess of Income over Expenditure | | 7,18,832.31 | 12,24,313.11 |
| TOTAL | | 11,10,79,040.09 | 8,53,07,316.18 |

As per our report of even date attached.

Place: Thrissur
Date : 29-06-2019


For SKV & ASSOCIATES

(K. SANTHAKUMAR)
PARTNER

CHARTERED ACCOUNTANTS

(Signature)
Dr. Joy Elamon
DIRECTOR


Kerala Institute of Local Administration (KILA)
Mulamgunnathukavu PO, Thrissur-680581, Kerala
Tel: +91-487-2201312



| KERALA INSTITUTE OF LOCAL ADMINISTRATION, THRISSUR | | |
|---|----------------------------------|----------------------------------|
| ANNEXURES FORMING PART OF INCOME AND EXPENDITURE ACCOUNT | | |
| Particulars | For the Year ended 31.03.2019 | For the Year ended 31.03.2018 |
| ANNEXURE A | | |
| Income from Training Programmes | | |
| KILA HQ | | |
| Administrative charges | 21,775,633.16 | 17,721,214.18 |
| Faculty and staff time | 550,693.00 | 612,720.00 |
| Course Fee collected (PGD Child Governance) | 159,392.00 | 5,000.00 |
| Room rent & rent training equipments | 20,093,318.00 | 30,760,524.00 |
| Fuel to Generator Taxable | 14,533.00 | - |
| Sub Total | 42,593,569.16 | 49,099,458.18 |
| KILA - Taxable Outward Supply (GST) | | |
| 1020102_Cost of Tender Form | 5,372.00 | |
| 1040101_Room Rent-Taxable | 2,965,210.00 | |
| 1040102_Daily Wages-Taxable | 20,385.00 | |
| 1040103_Faculty & Staff Time Taxable | 650,000.00 | |
| 1040104_Field Visit Expenses Taxable | 268,256.00 | |
| 1040105_Honorarium & T.A -Taxable | 101,093.00 | |
| 1040106_Mess Expenses-Taxable | 1,218,239.00 | |
| 1040107_Miscellaneous Income Taxable | 119,975.00 | |
| 1040108_Photostat Charges Collected-Taxable | 7,414.00 | |
| 1040109_Photo Taxable | 10,799.00 | |
| 1040110_Rent - Training Equipments-Taxable | 458,185.00 | |
| 1040111_Training Materials Taxable | 206,305.00 | |
| 1040112_Vehicle Charges-Taxable | 648,581.00 | |
| E Waste Scrap | 5,000.00 | |
| Sales Nil Rated | 13,210.00 | |
| Sub Total | 6,698,024.00 | - |
| KILA Kottarakkara centre | | |
| Mess & Hostel Fee | 33,190.00 | 442,732.00 |
| TOTAL | 49,324,783.16 | 49,542,190.18 |



| Particulars | For the Year ended 31.03.2019 | For the Year ended 31.03.2018 |
|---|----------------------------------|----------------------------------|
| ANNEXURE B | | |
| Grant from State Government -Non Plan Fund | | |
| KILA HQ | | |
| Non Plan Fund (Govt of Kerala) | 2,200,000.00 | 4,127,000.00 |
| Govt Grant- Development of Centres Handed Over to Kila | 5,104,728.00 | - |
| KILA Kottarakkara centre | | |
| Recurring Grant (Govt of India) | 19,901,000.00 | 3,948,000.00 |
| Recurring Grant (Govt of Kerala) (Receivable) | 14,500,000.00 | 4,366,000.00 |
| Arrear/Reimbursement (Govt of India) | | 15,214,000.00 |
| TOTAL | 41,705,728.00 | 27,655,000.00 |
| ANNEXURE C | | |
| Interest from Bank | | |
| KILA HQ | 7,796,034.00 | 4,952,432.50 |
| KILA Kottarakkara centre | 906,934.00 | 451,377.00 |
| TOTAL | 8,702,968.00 | 5,403,809.50 |
| ANNEXURE D | | |
| Other Income | | |
| KILA HQ | | |
| Accredited Agencies-Processing Fee | 90,000.00 | 70,000.00 |
| Miscellaneous Income | 1,690,473.04 | 1,757,257.00 |
| Fee for right information | 2,462.00 | 250.00 |
| Subscription fee | 2,400.00 | 2,000.00 |
| Photostat charges | 661,035.00 | 549,422.50 |
| Income From Sale of Vehicle | - | 2,958.00 |
| Quarters rent | 241,743.00 | 160,800.00 |
| Rent EDII | 97,536.00 | 88,672.00 |
| Cessation Of Liability | 39,274.00 | - |
| KILA Kottarakkara centre | | |
| Miscellaneous Income | 8,494,997.89 | 68,077.00 |
| Cost of Tender Forms | | 1,120.00 |
| Sale of Scrap | 9,200.00 | - |
| Quarters Rent | 16,440.00 | 5,760.00 |
| TOTAL | 11,345,560.93 | 2,706,316.50 |
| ANNEXURE E | | |
| Administrative Expenses | | |
| KILA HQ | | |
| Salary and Allowances | 45,888,492.00 | 35,787,879.00 |
| Travelling allowances | 498,876.00 | 912,675.00 |
| Advertisement expenses | 309,879.00 | 385,303.00 |
| Audit fee | 75,000.00 | 75,000.00 |
| Internal Audit Fee | 70,800.00 | 129,300.00 |
| Security service charges | 2,177,217.00 | 1,698,772.00 |
| Legal charges & Professional Charges | 55,000.00 | 12,000.00 |
| Housekeeping of SAS | 596,641.00 | 568,050.00 |
| Recruitment Expenses | 286,600.00 | |
| KILA Kottarakkara centre | | |
| Salary & Allowances | 21,081,345.00 | 16,355,187.00 |
| Travelling Expenses-Staff | 81,294.00 | 62,686.00 |
| Electricity & Water Supply Expenditure | 505,340.00 | 539,271.00 |
| Audit Fee | - | 15,000.00 |
| TOTAL | 71,626,484.00 | 56,541,123.00 |



| Particulars | For the Year ended 31.03.2019 | For the Year ended 31.03.2018 |
|---------------------------------------|----------------------------------|----------------------------------|
| ANNEXURE F | | |
| Office Expenses | | |
| KILA HQ | | |
| Maintenance - Vehicles | 647,794.00 | 408,994.00 |
| Electricity Charges | 2,332,282.00 | 2,025,744.56 |
| GC / EC Meeting Expenses | 60,384.00 | 16,776.00 |
| Postage ,Telephone & Internet charges | 922,061.00 | 933,563.12 |
| KILA Integration Expenses | 831,709.00 | 380,117.00 |
| Trivandrum Regional Centre Exps | 780,363.00 | 419,749.00 |
| | | |
| KILA Agali Centre | | |
| Vehicle Maintenance- | 82,763.00 | 115,563.00 |
| Vehicle Insurance | | 36,187.00 |
| Electricity Charges | 297,630.00 | 285,808.00 |
| Stationary & Printing | | 14,927.00 |
| Telephone Charges | 9,317.00 | 7,579.36 |
| Bed Sheet, Pillow Cover, Etc | | 83,750.00 |
| | | |
| KILA Kottarakkara centre | | |
| Subscriptions & Periodicals | 32,788.00 | 24,954.00 |
| Postage and Courier Charge | 1,000.00 | 11,729.00 |
| Printing & Stationary | 221,644.00 | 101,605.00 |
| Telephone Charges | 18,134.00 | 29,191.00 |
| Advertisement Expenses | 180,537.00 | 12,470.00 |
| Cleaning Charges | 1,600.00 | 15,780.00 |
| Meeting & Entertainment Expense | 8,340.00 | 12,300.00 |
| Mattress & Pillow Etc. | 30,525.00 | - |
| TOTAL | 6,458,871.00 | 4,936,787.04 |
| ANNEXURE G | | |
| Training Expenses | | |
| KILA HQ | | |
| Honorarium and T.A | 108,505.99 | 117,007.00 |
| KILA Journal | 59,150.00 | 22,000.00 |
| Printing and Stationary | 546,037.00 | 335,784.00 |
| Bed Sheet, Pillow Cover, Etc. | 295,554.00 | 619,792.00 |
| Washing Charges | 426,050.00 | 429,799.00 |
| Cable Connection Expenses | 139,200.00 | 188,900.00 |
| Mess expense | 1,240,460.00 | 216,265.00 |
| Photo & Recreation expense | 10,799.00 | 16,882.00 |
| Vehicle charges | 493,806.00 | 540,520.00 |
| Field Visit Expenses | 273,223.00 | - |
| | | |
| KILA Kottarakkara centre | | |
| Honorarium and T.A | 1,887,123.00 | 315,165.00 |
| Hostel stationary | 13,058.00 | 101,475.00 |
| Cable Connection Charges CHRD | 17,920.00 | 12,320.00 |
| Cleaning Exps-HostelCHRD | 97,132.00 | 95,147.00 |
| Mess Expenses CHRD | 2,365,786.00 | 1,186,065.00 |
| Washing Charges CHRD | 15,262.00 | 65,120.00 |
| Field Visit Expenses | 1,645.00 | 52,034.00 |
| Training Exps of SIRD | 794,159.00 | 1,104,015.00 |
| TOTAL | 8,784,869.99 | 5,418,290.00 |



| Particulars | For the Year ended 31.03.2019 | For the Year ended 31.03.2018 |
|---|----------------------------------|----------------------------------|
| ANNEXURE H | | |
| Other Expenses | | |
| KILA | | |
| Consultancy Charges | 80,420.00 | 63,865.00 |
| Bank Charges | 148,422.94 | 143,062.50 |
| Building Tax & water charges | 286,558.80 | 53,606.40 |
| Momentos | 58,600.00 | 52,418.00 |
| Newspaper and Periodicals | 400,542.00 | 412,864.00 |
| Inspection Fee | 88,750.00 | - |
| KILA Day Expense | 73,276.00 | - |
| Repairs & Maintenance* | 4,960,693.00 | 2,687,433.54 |
| Purchase of Kitchen Vessels & Baby Cradle | - | 177,982.00 |
| Uniform | 26,864.00 | 19,140.00 |
| Accredited Agencies Expenses | 68,680.00 | 63,274.00 |
| Exhibition | 242,446.00 | 101,986.00 |
| | | |
| KILA Kottarakkara centre | | |
| Fuel vehicle | 739,712.00 | 616,637.00 |
| Insurance Vehicle | 80,518.00 | 114,107.00 |
| Repair & maintenance Vehicle | 240,694.00 | 269,667.00 |
| Repair & maintenance Equipments | 177,546.00 | 156,358.00 |
| Repair & maintenance - Others | 202,490.00 | 157,681.00 |
| Repair & maintenance Building | 80,375.00 | 106,451.00 |
| Bank Charges | 4,870.00 | 19,216.00 |
| Asset Mapping | - | 112,969.00 |
| | | |
| KILA Agali Centre | | |
| Repair & maintenace | 455,616.00 | 203,042.00 |
| Daily Wage | 2,219,454.00 | 832,952.00 |
| Security Service Charges | 419,454.00 | 1,018,181.00 |
| News Paper & Periodicals | 8,422.00 | 2,148.00 |
| TOTAL | 11,064,403.74 | 7,385,040.44 |



KERALA INSTITUTE OF LOCAL ADMINISTRATION, THRISSUR

BALANCE SHEET AS ON 31ST MARCH 2019

| LIABILITY | SCH | As on 31.03.2019 | As on 31.03.2018 |
|--|-----|-------------------------|-------------------------|
| Capital Contribution | 1 | 363,193,935.70 | 353,412,044.70 |
| Grant from Government | 2 | 441,119,025.50 | 620,271,551.39 |
| Deemed University - Corpus Fund | 3 | 206,992,818.00 | 197,112,438.00 |
| Current Liabilities | 4 | 332,106,180.58 | 379,078,528.36 |
| Other Liabilities | 5 | 1,167,112.00 | 1,203,512.00 |
| TOTAL | | 1,344,579,071.78 | 1,551,078,074.45 |
| ASSETS | | | |
| Fixed Assets | 6 | 197,083,161.89 | 199,259,884.94 |
| Capital Work in progress | 7 | 96,536,845.00 | 71,867,548.00 |
| Current Assets | 8 | 1,008,452,639.43 | 1,236,725,383.74 |
| Excess of Expenditure over Income | | | |
| Opening Balance | | 43,225,257.77 | 44,449,570.88 |
| Less: Excess of Income over Expenditure | | (718,832.31) | (1,224,313.11) |
| Closing Balance | | 42,506,425.46 | 43,225,257.77 |
| TOTAL | | 1,344,579,071.78 | 1,551,078,074.45 |

As per our report of even date attached.

Place: Thrissur
Date: 29-06-2019

For SKV & ASSOCIATES

(K. SANTHAKUMAR)
PARTNER

CHARTERED ACCOUNTANTS



Dr. Joy Elamon
DIRECTOR
Kerala Institute of Local Administration (KILA)
Mulamgunnathukavu PO, Thrissur-680581, Kerala
Tel: +91-487-2201312



KERALA INSTITUTE OF LOCAL ADMINISTRATION, THRISSUR

SCHEDULES FORMING PART OF BALANCE SHEET


| Particulars | As on 31.03.2019 | As on 31.03.2018 |
|--|------------------------|------------------------|
| Schedule 1 | | |
| Capital Contribution | | |
| Contribution from municipality | 8,10,000.00 | 8,10,000.00 |
| Contribution from panchayat | 1,88,36,500.00 | 1,88,36,500.00 |
| Corpus Fund | 6,89,82,007.00 | 6,81,94,197.00 |
| Add : Net of Interest Received | 82,21,786.00 | 7,87,810.00 |
| | 7,72,03,793.00 | 6,89,82,007.00 |
| Corpus fund SDC | 2,43,77,663.00 | 2,28,69,868.00 |
| Add: Interest Received | 14,87,782.00 | 15,89,077.00 |
| Add: Interest accrued on SDC Corpus Fund | 11,48,880.00 | 21,141.00 |
| Less: Utilisations | 10,76,557.00 | 1,02,423.00 |
| | 2,59,37,768.00 | 2,43,77,663.00 |
| Grant from Central Govt. | 17,83,09,325.00 | 17,83,09,325.00 |
| SIRD capital fund | 2,81,73,696.24 | 1,92,65,719.24 |
| Add: Additions | - | 89,07,977.00 |
| | 2,81,73,696.24 | 2,81,73,696.24 |
| Capital Contribution - Agali | 3,39,22,853.46 | 3,39,22,853.46 |
| TOTAL | 36,31,93,935.70 | 35,34,12,044.70 |
| Schedule 2 | | |
| Grant from state Govt. | | |
| KILA | | |
| Opening balance b/d | 55,95,90,833.50 | 46,82,88,500.00 |
| Add: Additions | | 28,19,35,513.00 |
| Less: amount Utilised for the year | 16,50,30,175.00 | 19,06,33,179.50 |
| | 39,45,60,658.50 | 55,95,90,833.50 |
| SIRD | | |
| Grant utilised balance | - | - |
| Non Recurring Grant | - | - |
| As Per last Balance Sheet | 1,39,00,127.89 | 2,27,27,647.89 |
| Add: Interest Received | 1,14,936.00 | 99,565.00 |
| Less: Settlement | 40,15,063.89 | 89,27,085.00 |
| | 1,00,00,000.00 | 1,39,00,127.89 |
| Non Recurring TSST | 32,646.00 | 32,646.00 |
| Grant for Hostel Construction & Vehicle | - | 33,585.00 |
| Concurrent Monitoring Evaluation Project Fund | - | 43,887.00 |
| Action Research Project Grant- | - | 2,04,591.00 |
| Project-Action Research Project, Kerala | - | 1,00,000.00 |
| UNDP Fund | - | 4,064.00 |
| Project-Activity Mapping | 30,776.00 | 30,776.00 |
| Research Gender Audit Fund | 15,982.00 | 15,982.00 |



| Particulars | As on 31.03.2019 | | As on 31.03.2018 | |
|---|------------------|---------------------|------------------|-----------------------|
| BFT Training Fund | | | | |
| As Per last Balance Sheet | 35,36,285.00 | | 20,04,064.00 | |
| Add: Fund Received | | | 22,44,060.00 | |
| Less:Expense | 65,820.00 | 34,70,465.00 | 7,11,839.00 | 35,36,285.00 |
| | | | | |
| Evaluation Study- Protection of Women from domestic Violence | | | | 34,256.00 |
| | | | | |
| Thirunelly Project | | 10,00,000.00 | | 10,00,000.00 |
| | | | | |
| MGNREGS Training Fund | | | | |
| As Per last Balance Sheet | 2,82,89,865.00 | | 3,38,74,905.00 | |
| Add: Interest Received | 11,34,029.00 | | 10,40,192.00 | |
| Less: MGNREGS Training Expenses | 44,45,011.00 | 2,49,78,883.00 | 66,25,232.00 | 2,82,89,865.00 |
| | | | | |
| | | | | |
| GIS Lab Admin Cost | | | | |
| As Per last Balance Sheet | (44,135.00) | | 4,79,107.00 | |
| Inter-Fund Transfer | 2,34,968.00 | | - | |
| Less:Expenses | 1,90,833.00 | - | (5,23,242.00) | (44,135.00) |
| | | | | |
| MGNREGS- Evaluation Study | | | | |
| As Per last Balance Sheet | 31,80,763.00 | | 50,50,963.00 | |
| Fund Received | - | | 30,498.00 | |
| Less : Expense During the year | 27,32,346.00 | 4,48,417.00 | 19,00,698.00 | 31,80,763.00 |
| | | | | |
| IWMP Training Fund | | | | |
| As Per last Balance Sheet | 8,12,416.00 | | 8,12,416.00 | |
| Less : Expense During the year | | 8,12,416.00 | - | 8,12,416.00 |
| | | | | |
| PMGSY | | | | 2,65,037.00 |
| | | | | |
| Lab to Land- IEC Activities | | 9,30,082.00 | | 9,30,082.00 |
| | | | | |
| NIRD Research Fund 1 | | | | (453.00) |
| | | | | |
| NIRD Research Fund 2 | | | | (8,319.00) |
| | | | | |
| Lab to Land- Training Programme | | | | |
| As Per last Balance Sheet | 1,38,009.00 | | 1,38,009.00 | |
| Less: Expenses During the year | 49,410.00 | 88,599.00 | - | 1,38,009.00 |
| | | | | |
| Project Preparation (Kerala) | | 18,00,000.00 | | 18,00,000.00 |
| | | | | |
| Training Fund IAY Programmes | | - | | (42,239.00) |
| | | | | |
| PMAY G MASON TRG Fund | | | | |
| As Per last Balance Sheet | 11,60,275.00 | | 15,00,000.00 | |
| Fund Received | - | | - | |
| Less: Expenses During the year | 5,000.00 | 11,55,275.00 | 3,39,725.00 | 11,60,275.00 |
| | | | | |
| | | | | |



| Particulars | As on 31.03.2019 | | As on 31.03.2018 | |
|--|------------------|------------------------|------------------|------------------------|
| RURBAN Fund | | | | |
| As Per last Balance Sheet | 16,84,534.00 | | 962.00 | |
| Fund Received | | | 30,94,195.00 | |
| Add: Interest Received | 65,326.00 | | - | |
| Less: Expenses During the year | 9,82,697.00 | 7,67,163.00 | 14,10,623.00 | 16,84,534.00 |
| Training Fund RGPSA | | | | |
| As Per last Balance Sheet | 26,02,798.00 | | 45,22,000.00 | |
| Add: Interest Received | | | 63,603.00 | |
| Add: Fund Received | 4,52,113.00 | | 30,00,000.00 | |
| Less: Training Expenses RGPSA | 30,54,911.00 | - | 49,82,805.00 | 26,02,798.00 |
| NIRC MGNREGA Training | | | | |
| | | - | | 15,097.00 |
| Training Fund SAGY | | | | |
| | | 3,46,355.00 | | 3,46,355.00 |
| CRD-Social Audit | | | | |
| | | | | 41,201.00 |
| NIRD Fund CHR D | | | | |
| As Per last Balance Sheet | (1,79,985.00) | | | |
| Fund Received | 11,62,114.00 | | | |
| Less:Expense | 10,94,051.00 | (1,11,922.00) | | (1,79,985.00) |
| Water Shed Project | | | | |
| As Per last Balance Sheet | 1,59,966.00 | | | |
| Add : Fund Received | 9,15,365.00 | | | |
| Less:Expense | 3,57,806.00 | 7,17,525.00 | | 1,59,966.00 |
| Training SSA Kollam | | | | |
| Fund Received | 1,29,000.00 | | | |
| Less:Expense | - | 1,29,000.00 | | |
| RMSA Kollam | | | | |
| Fund Received | 2,45,400.00 | | | |
| Less:Expense | - | 2,45,400.00 | | |
| Trg Fund-BRGF CHR D | | | | |
| Settlement | 7,42,912.00 | 7,42,912.00 | | |
| Water Shed - CHR D | | | | |
| Settlement | 3,04,566.00 | | | |
| Less: Expense | 6,20,229.00 | (3,15,663.00) | | |
| SAKSHAM NIRD | | | | |
| As Per last Balance Sheet | 5,93,251.00 | | | |
| Less: Expense | 13,19,195.00 | (7,25,944.00) | | 5,93,251.00 |
| TOTAL | | 44,11,19,025.50 | | 62,02,71,551.39 |
| Schedule 3 | | | | |
| Deemed University - Corpus Fund | | | | |
| Opening balance b/d | 19,71,12,438.00 | | 18,74,55,012.00 | |
| Add: Net Interest Received | 98,80,380.00 | 20,69,92,818.00 | 96,57,426.00 | 19,71,12,438.00 |
| TOTAL | | 20,69,92,818.00 | | 19,71,12,438.00 |



KERALA INSTITUTE OF LOCAL ADMINISTRATION, THRISSUR

SCHEDULES FORMING PART OF BALANCESHEET

| SCHEDULES | | As on 31.03.2019 | As on 31.03.2018 |
|--|-----|-----------------------|-----------------------|
| Schedule 4 | | | |
| Current Liabilities | | | |
| Gratuity payable | | 8,752,616.00 | 7,791,579.00 |
| Pension Fund Payable | | 51,764,258.00 | 39,887,722.00 |
| GPF Payable | | 9,396,004.00 | 6,029,373.00 |
| Sundry Creditors | I | 249,634,458.22 | 313,487,747.38 |
| Outstanding expenses | II | 11,133,024.36 | 6,298,321.98 |
| TDS Payable | | 799,390.00 | 1,090,548.00 |
| SIRD current liabilities | III | 626,430.00 | 4,493,237.00 |
| TOTAL | | 332,106,180.58 | 379,078,528.36 |
| Schedule 5 | | | |
| Other Liabilities | | | |
| Earnest money deposit | | 264,337.00 | 313,081.00 |
| Retention money | | 660,183.00 | 660,183.00 |
| Security Deposit | | 240,642.00 | 226,598.00 |
| Subscription fee received in advance | | 1,950.00 | 3,650.00 |
| TOTAL | | 1,167,112.00 | 1,203,512.00 |
| Schedule 7 | | | |
| Work in Progress | | | |
| SAS Building | | 54,120,651.00 | 54,120,651.00 |
| Library Building | | 17,074,897.00 | 17,074,897.00 |
| Capital Work in progress -Additional Floor | | 672,000.00 | 672,000.00 |
| Aerobic Compost Unit | | 150,935.00 | |
| Bio Park | | 274,741.00 | |
| Energy Efficiency Plan | | 6,594,323.00 | |
| Library Automation | | 110,485.00 | |
| Museum on Decentralisation | | 2,518,891.00 | |
| Renovation of Existing Kitchen | | 1,559,897.00 | |
| Renovation of GH | | 4,121,564.00 | |
| Renovation of Quarters | | 8,733,297.00 | |
| Renovation of computer lab | | 605,164.00 | |
| TOTAL | | 96,536,845.00 | 71,867,548.00 |
| Schedule 8 | | | |
| Current Asset | | | |
| Sundry Debtors | IV | 197,553,413.76 | 168,944,391.56 |
| Bank Accounts KILA & SIRD | V | 179,561,010.67 | 277,837,607.80 |
| Deposits | VI | 428,231,720.00 | 381,683,328.00 |
| Cash in Hand KILA & SIRD | VII | 3,824.00 | 14,627.38 |
| Stock -Training Materials | | 6,096,328.00 | 356,506.00 |
| Stock of Chemicals- Agali | | 10,000.00 | 10,000.00 |
| Advance for Land | | 128,400,000.00 | 128,400,000.00 |
| Interest Accrued | | 21,115,427.00 | 23,319,397.00 |



| SCHEDULES | | As on 31.03.2019 | As on 31.03.2018 |
|--|------|-------------------------|-------------------------|
| LIC-Gratuity Fund | | 8,752,616.00 | 7,791,579.00 |
| TDS Receivable | | 6,941,945.00 | 4,737,749.00 |
| Grant Receivable From State Govt. | | 14,500,000.00 | 231,226,000.00 |
| Advance to employees | | 28,000.00 | |
| KILA GPF Loan | | 302,400.00 | - |
| Earnest Money Deposit -Gas Connection | | 14,400.00 | 14,400.00 |
| Prepaid Expenses | | 91,316.00 | 33,589.00 |
| SIRD Current assets(deposits & advances) | VIII | 16,850,239.00 | 12,356,209.00 |
| TOTAL | | 1,008,452,639.43 | 1,236,725,383.74 |



KERALA INSTITUTE OF LOCAL ADMINISTRATION,,THRISSUR

Fixed Assets Statement As On 31.03.2019

| SL. NO | Particulars | Rate % | WDV AS ON 01.04.2018 | Additions | | Deductions | TOTAL | Schedule - 6 | |
|--------|--------------------------|--------|----------------------|----------------------|----------------------|------------|-----------------|--------------|----------------------|
| | | | | More than Six Months | Less than Six Months | | | Depreciation | WDV AS ON 31.03.2019 |
| | | | | | | | | | |
| | KILA | | | | | | | | |
| 1 | *Land at Cost | 0 | 10,40,89,719.00 | | 3,00,520.00 | | 10,43,90,239.00 | - | 10,43,90,239.00 |
| 2 | Art Gallery | 0 | 10,29,231.00 | | | | 10,29,231.00 | - | 10,29,231.00 |
| 3 | Library Software - KUHA* | 0 | 1.00 | | | | 1.00 | - | 1.00 |
| | | | 10,51,18,951.00 | - | 3,00,520.00 | - | 10,54,19,471.00 | - | 10,54,19,471.00 |

10% Block

| | | | | | | | | | |
|--|--|----|--------------|-------------|-------------|--|----------------|-------------|--------------|
| | KILA | | | | | | | | |
| | Construction of Store Room | 10 | 31,55,806.17 | | | | 31,55,806.17 | 3,15,580.62 | 28,40,225.55 |
| | Construction of Dining Hall | 10 | 30,05,756.10 | | | | 30,05,756.10 | 3,00,575.61 | 27,05,180.49 |
| | Building | 10 | 86,68,404.54 | | 1,48,428.00 | | 88,16,832.54 | 8,74,261.85 | 79,42,570.69 |
| | Formation of Raod to Library | 10 | 16,38,089.73 | | | | 16,38,089.73 | 1,63,808.97 | 14,74,280.76 |
| | Compound Wall | 10 | 16,65,802.49 | | | | 16,65,802.49 | 1,66,580.25 | 14,99,222.24 |
| | Rain Water Harvesting Units | 10 | 3,49,230.69 | | | | 3,49,230.69 | 34,923.07 | 3,14,307.62 |
| | Quarters | 10 | 2,23,824.87 | | | | 2,23,824.87 | 22,382.49 | 2,01,442.38 |
| | Statue | 10 | 1,18,133.64 | | | | 1,18,133.64 | 11,813.36 | 1,06,320.28 |
| | Acoustic Treatment of Auditorium | 10 | 46,191.87 | | | | 46,191.87 | 4,619.19 | 41,572.68 |
| | Asset 1994-95 | 10 | 40,297.50 | | | | 40,297.50 | 4,029.75 | 36,267.75 |
| | Building-Generator Shed | 10 | 90,182.92 | | | | 90,182.92 | 9,018.29 | 81,164.63 |
| | Building-Scootershed | 10 | 16,733.79 | | | | 16,733.79 | 1,673.38 | 15,060.41 |
| | Building - Roofwork for generator at SAS | 10 | 1,54,352.30 | | | | 1,54,352.30 | 15,435.23 | 1,38,917.07 |
| | Furniture & Fittings | 10 | 91,21,789.98 | 48,914.00 | 9,45,678.00 | | 1,01,16,381.98 | 9,64,354.30 | 91,52,027.68 |
| | Name Board | 10 | 1,11,763.35 | | | | 1,11,763.35 | 11,176.34 | 1,00,587.02 |
| | Thinkers Retreat Centre | 10 | 23,328.00 | | | | 23,328.00 | 2,332.80 | 20,995.20 |
| | Electrical Equipments | 10 | - | 7,17,735.00 | 1,17,450.00 | | 8,35,185.00 | 77,646.00 | 7,57,539.00 |
| | Electrical Fittings | 10 | 15,44,730.84 | 34,690.00 | | | 15,79,420.84 | 1,57,942.08 | 14,21,478.76 |
| | Electronic items | 10 | 53,232.30 | | | | 53,232.30 | 5,323.23 | 47,909.07 |
| | Open Forum | 10 | 91,002.40 | | | | 91,002.40 | 9,100.24 | 81,902.16 |
| | Bird Watching Centre | 10 | - | | 2,16,526.00 | | 2,16,526.00 | 10,826.30 | 2,05,699.70 |
| | Fitness Centre | 10 | - | | 3,53,909.00 | | 3,53,909.00 | 17,695.45 | 3,36,213.55 |
| | | | | | | | | | |
| | CHRD | | | | | | | | |
| | Academic Block | 10 | 19,22,461.09 | | | | 19,22,461.09 | 1,92,246.11 | 17,30,214.98 |
| | Buildings | 10 | 13,79,455.50 | | | | 13,79,455.50 | 1,37,945.55 | 12,41,509.95 |
| | Electrical Equipments | 10 | 4,68,045.81 | | | | 4,68,045.81 | 46,804.58 | 4,21,241.23 |
| | Electrical Fittings | 10 | 1,61,087.82 | | | | 1,61,087.82 | 16,108.78 | 1,44,979.04 |
| | GIS Lab WB | 10 | 10,16,349.36 | | | | 10,16,349.36 | 1,01,634.94 | 9,14,714.43 |
| | Bore Well | 10 | 14,003.14 | | | | 14,003.14 | 1,400.31 | 12,602.83 |
| | Draw Well | 10 | 29,172.83 | | | | 29,172.83 | 2,917.28 | 26,255.55 |
| | Staff Quarters | 10 | 24,27,613.98 | | | | 24,27,613.98 | 2,42,761.40 | 21,84,852.58 |
| | Coir Mats | 10 | 13,202.04 | | | | 13,202.04 | 1,320.20 | 11,881.84 |
| | Furniture | 10 | 21,66,570.01 | | | | 21,66,570.01 | 2,16,657.00 | 19,49,913.01 |
| | Aquarium | 10 | 8,774.68 | | | | 8,774.68 | 877.47 | 7,897.21 |
| | Hostel Building | 10 | 75,79,853.02 | | | | 75,79,853.02 | 7,57,985.30 | 68,21,867.71 |
| | Water Supply System | 10 | 5,32,922.20 | | | | 5,32,922.20 | 53,292.22 | 4,79,629.98 |
| | Library Building | 10 | 39,60,916.70 | | | | 39,60,916.70 | 3,96,091.67 | 35,64,825.03 |



| SL. NO | Particulars | Rate % | WDV AS ON 01.04.2018 | Additions | | Deductions | TOTAL | Depreciation | WDV AS ON 31.03.2019 |
|--------|--|--------|-----------------------|----------------------|----------------------|-------------|-----------------------|---------------------|-----------------------|
| | | | | More than Six Months | Less than Six Months | | | | |
| | AHADS CCPRM | | | | | | - | - | - |
| | Building | | | | | | - | - | - |
| | Administrative Block | 10 | 72,01,636.50 | | | | 72,01,636.50 | 7,20,163.65 | 64,81,472.85 |
| | Water Testing Laboratory | 10 | 18,64,850.00 | | | | 18,64,850.00 | 1,86,485.00 | 16,78,365.00 |
| | Quarters - Directors,JPD,DPD,DPD Bachelor, AD Family, AD Bachelors,Officers, Office Assistants | 10 | 93,87,890.50 | | | | 93,87,890.50 | 9,38,789.05 | 84,49,101.45 |
| | Hostel - Men's and Women's | 10 | 27,57,513.70 | | | | 27,57,513.70 | 2,75,751.37 | 24,81,762.33 |
| | Compound Wall | 10 | 94,366.35 | | | | 94,366.35 | 9,436.64 | 84,929.72 |
| | Approach Road | 10 | 8,91,073.40 | | | | 8,91,073.40 | 89,107.34 | 8,01,966.06 |
| | Water Supply System | 10 | 1,48,102.15 | | | | 1,48,102.15 | 14,810.22 | 1,33,291.94 |
| | CNC Wiring | 10 | 1,68,506.25 | | | | 1,68,506.25 | 16,850.63 | 1,51,655.63 |
| | Pressure Filter room | 10 | 8,47,472.20 | | | | 8,47,472.20 | 84,747.22 | 7,62,724.98 |
| | Training Hall | 10 | 12,96,420.35 | | | | 12,96,420.35 | 1,29,642.04 | 11,66,778.32 |
| | Canteen | 10 | 51,770.25 | | | | 51,770.25 | 5,177.03 | 46,593.23 |
| | Govt. body and Library | 10 | 12,00,528.30 | | | | 12,00,528.30 | 1,20,052.83 | 10,80,475.47 |
| | Furniture & Fixtures | | | | | | - | - | - |
| | Chairs - Steel, Wooden & Plastic(953Nos) | 10 | 1,57,329.50 | | | | 1,57,329.50 | 15,732.95 | 1,41,596.55 |
| | Table - Steel, Wooden, (244Nos) | 10 | 81,130.00 | | | | 81,130.00 | 8,113.00 | 73,017.00 |
| | Computer Table(59Nos) | 10 | 16,815.00 | | | | 16,815.00 | 1,681.50 | 15,133.50 |
| | Sofa(10Nos) | 10 | 2,850.00 | | | | 2,850.00 | 285.00 | 2,565.00 |
| | Almirah- Steel, Wooden(81Nos) | 10 | 57,712.50 | | | | 57,712.50 | 5,771.25 | 51,941.25 |
| | Racks - Steel, Wooden(72Nos) | 10 | 19,166.25 | | | | 19,166.25 | 1,916.63 | 17,249.63 |
| | Stools(22Nos) | 10 | 1,567.50 | | | | 1,567.50 | 156.75 | 1,410.75 |
| | Cot - Iron, Wooden(168Nos) | 10 | 1,10,437.50 | | | | 1,10,437.50 | 11,043.75 | 99,393.75 |
| | Fan - Wall, Ceiling(183Nos) | 10 | 61,180.00 | | | | 61,180.00 | 6,118.00 | 55,062.00 |
| | Beds(147Nos) | 10 | 69,825.00 | | | | 69,825.00 | 6,982.50 | 62,842.50 |
| | Locker | 10 | 4,750.00 | | | | 4,750.00 | 475.00 | 4,275.00 |
| | | | 7,82,91,974.85 | 8,01,339.00 | 17,81,991.00 | | 8,08,75,304.85 | 79,98,430.93 | 7,28,76,873.91 |
| | 15% Block | | | | | | 0 | | 0 |
| | KILA | | | | | | - | | - |
| | Television | 15 | 11,51,043.87 | | 1,72,700.00 | | 13,23,743.87 | 1,85,609.08 | 11,38,134.79 |
| | Vehicle | 15 | 3,69,363.68 | | | | 3,69,363.68 | 55,404.55 | 3,13,959.12 |
| | EPABX Cabling | 15 | 3,45,329.71 | | | | 3,45,329.71 | 51,799.46 | 2,93,530.26 |
| | Photocopier | 15 | 3,10,296.41 | | | | 3,10,296.41 | 46,544.46 | 2,63,751.95 |
| | LCD Projector | 15 | 3,02,254.99 | | 36,500.00 | | 3,38,754.99 | 48,075.75 | 2,90,679.24 |
| | Air Conditioner | 15 | 3,58,817.34 | | | | 3,58,817.34 | 53,822.60 | 3,04,994.74 |
| | Water Fountain | 15 | 3,38,025.20 | | | | 3,38,025.20 | 50,703.78 | 2,87,321.42 |
| | Kitchen Equipments | 15 | 3,16,982.40 | 46,600.00 | 31,031.00 | | 3,94,613.40 | 56,864.68 | 3,37,748.71 |
| | Garden Equipments | 15 | - | | 5,921.00 | | 5,921.00 | 444.08 | 5,476.93 |
| | Machinery | 15 | 16,26,373.35 | 17,900.00 | 4,83,225.00 | | 21,27,498.35 | 2,82,882.88 | 18,44,615.47 |
| | Training Equipments | 15 | 38,724.56 | | | | 38,724.56 | 5,808.68 | 32,915.87 |
| | Intercom | 15 | 20,357.16 | | | | 20,357.16 | 3,053.57 | 17,303.59 |
| | Water Heater | 15 | 10,890.97 | | | | 10,890.97 | 1,633.64 | 9,257.32 |
| | Fire Fighting Equipments | 15 | 981.88 | | | | 981.88 | 147.28 | 834.60 |
| | Mobile Phone - Hand Set | 15 | 17,544.94 | | | | 17,544.94 | 2,631.74 | 14,913.20 |
| | Office Automation | 15 | 16,66,771.38 | | | 4,75,006.00 | 11,91,765.38 | 1,78,764.81 | 10,13,000.57 |
| | Disposer Machine | 15 | 46,313.70 | | | | 46,313.70 | 6,947.05 | 39,366.64 |
| | BICYCLE | 15 | 34,410.00 | | | | 34,410.00 | 5,161.50 | 29,248.50 |
| | CCTV | 15 | - | | 2,46,707.00 | | 2,46,707.00 | 18,503.03 | 2,28,203.98 |
| | 250 KVA Diesel Generator | 15 | - | | 22,42,000.00 | | 22,42,000.00 | 1,68,150.00 | 20,73,850.00 |
| | Rain Water Harvesting Units | 15 | - | | 1,66,380.00 | | 1,66,380.00 | 12,478.50 | 1,53,901.50 |
| | Water Treatment Plant | 15 | - | | 3,50,000.00 | | 3,50,000.00 | 26,250.00 | 3,23,750.00 |



| SL. NO | Particulars | Rate % | WDV AS ON 01.04.2018 | Additions | | Deductions | TOTAL | Depreciation | WDV AS ON 31.03.2019 |
|--------|---------------------------|--------|----------------------|----------------------|----------------------|------------|-------------|--------------|----------------------|
| | | | | More than Six Months | Less than Six Months | | | | |
| | CHRD | | | | | | - | - | - |
| | Diesel Generator | 15 | 402.47 | | | | 402.47 | 60.37 | 342.10 |
| | Pump set & Accessories | 15 | 57,799.53 | | | | 57,799.53 | 8,669.93 | 49,129.60 |
| | Voltage Stabiliser | 15 | 25.06 | | | | 25.06 | 3.76 | 21.30 |
| | Air Conditioner | 15 | 4,03,304.03 | | | | 4,03,304.03 | 60,495.60 | 3,42,808.43 |
| | Electric Iron | 15 | 17,798.48 | | | | 17,798.48 | 2,669.77 | 15,128.71 |
| | LCD | 15 | 17,878.71 | | | | 17,878.71 | 2,681.81 | 15,196.91 |
| | LCD Projector | 15 | - | | 40,980.00 | | 40,980.00 | 3,073.50 | 37,906.50 |
| | Bio Gas Plant | 15 | | | 1,56,599.00 | | 1,56,599.00 | 11,744.93 | 1,44,854.08 |
| | Cycle | 15 | 2.09 | | | | 2.09 | 0.31 | 1.77 |
| | Photo Copy Machine | 15 | 30,285.24 | | | | 30,285.24 | 4,542.79 | 25,742.45 |
| | BPL VCR | 15 | 14.62 | | | | 14.62 | 2.19 | 12.42 |
| | Electronic Stensil Cutter | 15 | 42.28 | | | | 42.28 | 6.34 | 35.94 |
| | Duplicating Machine | 15 | 16.18 | | | | 16.18 | 2.43 | 13.75 |
| | Projector Keltron | 15 | 7,242.84 | | | | 7,242.84 | 1,086.43 | 6,156.41 |
| | Type Writer | 15 | 80.39 | | | | 80.39 | 12.06 | 68.33 |
| | Water Cooler | 15 | 10.96 | | | | 10.96 | 1.64 | 9.32 |
| | Weighing Machine | 15 | 3.65 | | | | 3.65 | 0.55 | 3.11 |
| | Utensiles | 15 | 146.16 | | | | 146.16 | 21.92 | 124.24 |
| | Refrigerator | 15 | 4,480.38 | | | | 4,480.38 | 672.06 | 3,808.32 |
| | Water Heater | 15 | 6,681.87 | | | | 6,681.87 | 1,002.28 | 5,679.59 |
| | Wet Grinder | 15 | 10.96 | | | | 10.96 | 1.64 | 9.32 |
| | Tata Sumo | 15 | 23,952.26 | | | | 23,952.26 | 3,592.84 | 20,359.42 |
| | UPS System | 15 | 3,37,153.91 | | | | 3,37,153.91 | 50,573.09 | 2,86,580.83 |
| | Kitchen Equipments | 15 | 33,670.75 | | 17,794.00 | | 51,464.75 | 6,385.16 | 45,079.59 |
| | DTP System | 15 | 4,007.44 | | | | 4,007.44 | 601.12 | 3,406.33 |
| | Television Set | 15 | 20,386.95 | | | | 20,386.95 | 3,058.04 | 17,328.91 |
| | Fax Machine | 15 | 8,056.12 | | | | 8,056.12 | 1,208.42 | 6,847.70 |
| | Aluminium Ladder | 15 | 51.68 | | | | 51.68 | 7.75 | 43.93 |
| | Still Camera | 15 | 57.94 | | | | 57.94 | 8.69 | 49.25 |
| | Digital Camera | 15 | 41,650.68 | | | | 41,650.68 | 6,247.60 | 35,403.08 |
| | Inverter Equipments | 15 | 791.36 | | | | 791.36 | 118.70 | 672.66 |
| | EPBAX & Telephone | 15 | 14,624.53 | | | | 14,624.53 | 2,193.68 | 12,430.85 |
| | Tape Recorder | 15 | 78.82 | | | | 78.82 | 11.82 | 67.00 |
| | Mike System | 15 | 317.90 | | | | 317.90 | 47.69 | 270.22 |
| | Cable TV Network | 15 | 11,038.55 | | | | 11,038.55 | 1,655.78 | 9,382.77 |
| | Resiagraph | 15 | 1,11,563.18 | | | | 1,11,563.18 | 16,734.48 | 94,828.70 |
| | Billing Machine | 15 | 785.62 | | | | 785.62 | 117.84 | 667.78 |
| | Generator | 15 | 7,07,521.45 | | | | 7,07,521.45 | 1,06,128.22 | 6,01,393.24 |
| | Indica Car | 15 | 31,526.05 | | | | 31,526.05 | 4,728.91 | 26,797.14 |
| | Lighting Arrester | 15 | 41,617.99 | | | | 41,617.99 | 6,242.70 | 35,375.29 |
| | Hostel Equipments | 15 | 17,330.61 | | | | 17,330.61 | 2,599.59 | 14,731.02 |
| | Bus KL.2.W 2485 | 15 | 1,35,948.70 | | | | 1,35,948.70 | 20,392.30 | 1,15,556.39 |
| | XYLO Car | 15 | 1,64,109.37 | | | | 1,64,109.37 | 24,616.41 | 1,39,492.96 |
| | Printer | 15 | 645.20 | | | | 645.20 | 96.78 | 548.42 |
| | Multimedia | 15 | 54,286.56 | | | | 54,286.56 | 8,142.98 | 46,143.58 |
| | Video Conferencing system | 15 | 94,992.61 | | | | 94,992.61 | 14,248.89 | 80,743.72 |
| | Public Addressing System | 15 | 34,840.79 | | | | 34,840.79 | 5,226.12 | 29,614.67 |



| SL. NO | Particulars | Rate % | WDV AS ON 01.04.2018 | Additions | | Deductions | TOTAL | Depreciation | WDV AS ON 31.03.2019 |
|--------|------------------------------|--------|----------------------|----------------------|----------------------|-------------|----------------|--------------|----------------------|
| | | | | More than Six Months | Less than Six Months | | | | |
| | Multi DVD | 15 | 1,131.19 | | | | 1,131.19 | 169.68 | 961.51 |
| | TV Stand | 15 | 5,656.98 | | | | 5,656.98 | 848.55 | 4,808.43 |
| | VC Room and Equipment | 15 | 2,51,055.75 | | | | 2,51,055.75 | 37,658.36 | 2,13,397.38 |
| | Electronic White Board | 15 | 45,146.75 | | | | 45,146.75 | 6,772.01 | 38,374.74 |
| | Wood Cutter | 15 | 7,931.88 | | | | 7,931.88 | 1,189.78 | 6,742.10 |
| | Fly Catcher | 15 | 2,430.98 | | | | 2,430.98 | 364.65 | 2,066.34 |
| | Inclininator | 15 | 16,540.73 | | | | 16,540.73 | 2,481.11 | 14,059.62 |
| | Vehicle - XUV Vehicle | 15 | 9,97,014.95 | | | | 9,97,014.95 | 1,49,552.24 | 8,47,462.71 |
| | AHADS CCPRM | | | | | | - | - | - |
| | Electronic Equipments | | | | | | - | - | - |
| | LCD Projector(5Nos) | 15 | 23,125.00 | | | | 23,125.00 | 3,468.75 | 19,656.25 |
| | Sound Box(23Nos) | 15 | 5,318.75 | | | | 5,318.75 | 797.81 | 4,520.94 |
| | Battery(26Nos) | 15 | 20,350.00 | | | | 20,350.00 | 3,052.50 | 17,297.50 |
| | UPS(9Nos) | 15 | 6,243.75 | | | | 6,243.75 | 936.56 | 5,307.19 |
| | UPS (18-19) | 15 | - | | 1,17,450.00 | | 1,17,450.00 | 8,808.75 | 1,08,641.25 |
| | Other Equipments | | | | | | - | - | - |
| | Fire Extinguishers(3Nos) | 15 | 2,775.00 | | | | 2,775.00 | 416.25 | 2,358.75 |
| | Water Tank | 15 | 555.00 | | 8,000.00 | | 8,555.00 | 683.25 | 7,871.75 |
| | Water Filter(4Nos) | 15 | 3,700.00 | | | | 3,700.00 | 555.00 | 3,145.00 |
| | Weighing Machine(3Nos) | 15 | 4,162.50 | | | | 4,162.50 | 624.38 | 3,538.13 |
| | Gas Stove(3Nos) | 15 | 2,081.25 | | | | 2,081.25 | 312.19 | 1,769.06 |
| | Fridge | 15 | 1,850.00 | | | | 1,850.00 | 277.50 | 1,572.50 |
| | Induction Cooker | 15 | 693.75 | | | | 693.75 | 104.06 | 589.69 |
| | Gas Cylinder | 15 | 693.75 | | | | 693.75 | 104.06 | 589.69 |
| | Solar Panel (32Nos) | 15 | 29,600.00 | | | | 29,600.00 | 4,440.00 | 25,160.00 |
| | Washing Machine (3Nos) | 15 | 14,337.50 | | | | 14,337.50 | 2,150.63 | 12,186.88 |
| | Elec. Motor | 15 | 4,625.00 | | | | 4,625.00 | 693.75 | 3,931.25 |
| | Machinery | 15 | | | 24,900.00 | | 24,900.00 | 1,867.50 | 23,032.50 |
| | Vehicles | | | | | | - | - | - |
| | Royal Enfield Bikes (8Nos) | 15 | 2,22,000.00 | | | | 2,22,000.00 | 33,300.00 | 1,88,700.00 |
| | Bajaj Bike | 15 | 2,775.00 | | | | 2,775.00 | 416.25 | 2,358.75 |
| | Marshal 200D 4WD - 2001 | 15 | 92,500.00 | | | | 92,500.00 | 13,875.00 | 78,625.00 |
| | Armada Grand 4WD - 2001 | 15 | 69,375.00 | | | | 69,375.00 | 10,406.25 | 58,968.75 |
| | Bolero SLX - 2008 | 15 | 1,85,000.00 | | | | 1,85,000.00 | 27,750.00 | 1,57,250.00 |
| | Jeep MDI Turbo-2008 | 15 | 1,38,750.00 | | | | 1,38,750.00 | 20,812.50 | 1,17,937.50 |
| | Scorpio SLX -2008 | 15 | 1,38,750.00 | | | | 1,38,750.00 | 20,812.50 | 1,17,937.50 |
| | Tata Sumo - 1997 | 15 | 32,375.00 | | | | 32,375.00 | 4,856.25 | 27,518.75 |
| | Lab Equipments | | | | | | - | - | - |
| | Various | 15 | 92,500.00 | | | | 92,500.00 | 13,875.00 | 78,625.00 |
| | | | 1,18,12,759.88 | 64,500.00 | 41,00,187.00 | 4,75,006.00 | 1,55,02,440.88 | 20,17,852.11 | 1,34,84,588.78 |



| SL. NO | Particulars | Rate % | WDV AS ON 01.04.2018 | Additions | | Deductions | TOTAL | Depreciation | WDV AS ON 31.03.2019 |
|--------------------------------------|-------------------------------|--------|----------------------|----------------------|----------------------|-------------|-----------------|----------------|----------------------|
| | | | | More than Six Months | Less than Six Months | | | | |
| 40% Block | | | | | | | | | |
| KILA | | | | | | | | | |
| | Computers | 40 | 8,18,622.21 | 19,91,760.00 | 1,63,040.00 | | 29,73,422.21 | 11,56,760.88 | 18,16,661.32 |
| | Bio-Gas Plant | 40 | 844.56 | | | | 844.56 | 337.82 | 506.74 |
| | Library Books & Journals | 40 | 14,92,884.20 | | 9,22,837.00 | | 24,15,721.20 | 7,81,721.08 | 16,34,000.12 |
| | Software-DIGITAL SIGNAGE | 40 | 54,832.00 | 2,83,200.00 | | | 3,38,032.00 | 1,35,212.80 | 2,02,819.20 |
| CHRD | | | | | | | | | |
| | Computer Keltron | 40 | 1,706.04 | | | | 1,706.04 | 682.41 | 1,023.62 |
| | Computer CHRD | 40 | - | | 3,06,000.00 | | 3,06,000.00 | 61,200.00 | 2,44,800.00 |
| | Computer- UB | 40 | 916.84 | | | | 916.84 | 366.74 | 550.10 |
| | Computer & Accessories | 40 | 20,359.30 | | | | 20,359.30 | 8,143.72 | 12,215.58 |
| | Laptop-Lenovo | 40 | 1,321.61 | | | | 1,321.61 | 528.65 | 792.97 |
| | Library Books | 40 | 1,43,465.74 | | | | 1,43,465.74 | 57,386.30 | 86,079.44 |
| AHADS CCPRM | | | | | | | | | |
| | Computers & Accessories | | - | | | | - | - | - |
| | Computer- Desktop(47Nos) | 40 | 1,69,200.00 | | | | 1,69,200.00 | 67,680.00 | 1,01,520.00 |
| | Library Books | 40 | | | 8,488.00 | | 8,488.00 | 1,697.60 | 6,790.40 |
| | Printer- Lazer, Inkjet (7Nos) | 40 | 8,800.00 | | | | 8,800.00 | 3,520.00 | 5,280.00 |
| | | | 27,12,952.49 | 22,74,960.00 | 14,00,365.00 | - | 63,88,277.49 | 22,75,238.00 | 41,13,039.49 |
| II nd stage Development- Kila | | | | | | | | | |
| | Building | 10 | 11,98,289.70 | | | | 11,98,289.70 | 1,19,828.97 | 10,78,460.73 |
| | Furniture & Fittings | 10 | 90,290.70 | | | | 90,290.70 | 9,029.07 | 81,261.63 |
| | Electrical Fittings | 15 | 18,220.01 | | | | 18,220.01 | 2,733.00 | 15,487.00 |
| | Machinery | 15 | 14,607.51 | | | | 14,607.51 | 2,191.15 | 12,416.36 |
| | Lift | 15 | 1,838.81 | | | | 1,838.81 | 275.82 | 1,562.98 |
| | | | 13,23,246.72 | - | - | - | 13,23,246.72 | 1,34,058.01 | 11,89,188.71 |
| | | | 19,92,59,884.94 | 31,40,799.00 | 75,83,063.00 | 4,75,006.00 | 20,95,08,740.94 | 1,24,25,579.05 | 19,70,83,161.89 |




| KERALA INSTITUTE OF LOCAL ADMINISTRATION, THRISSUR | | |
|---|-----------------------------|-----------------------------|
| SUB -SCHEDULES TO SCHEDULES FORMING PART OF BALANCESHEET | | |
| SUB-SCHEDULES | As on 31.03.2019 | As on 31.03.2018 |
| SUB SCHEDULE I | | |
| SUNDRY CREDITORS | | |
| Project - Asset Management | 34,93,765.00 | 33,63,704.00 |
| Department of Urban Affairs | 1,18,315.00 | 4,33,024.00 |
| MGP-Replication Project | 3,91,178.00 | 3,91,178.00 |
| Panchayat Sashaktikaran Abhiyan (PSA) | 19,78,28,772.00 | 26,65,07,052.00 |
| Project Jagratha Samithi | 24,09,037.00 | 24,01,608.00 |
| Town Planning Development Plan -Project Cell | 1,75,713.00 | 6,39,713.00 |
| Town Plg .Dept. (Specific Purpose) | 1,22,561.00 | 2,08,125.00 |
| Project Climate Change- DoECC | (6,39,646.00) | 14,04,835.00 |
| Project-Mainstreaming Sustainable Development Goals | (27,34,001.00) | 21,79,744.00 |
| 301010271_ Project NIRD-Time & Motion Study | 1,67,822.00 | - |
| JPPI Project | 20,67,694.00 | - |
| NIRD-Assessment Study of Mission Andhyodya | (3,33,383.00) | - |
| NIRD PR | 3,89,400.00 | - |
| NIRD-SRP DRP Trg-Project MGNREGS | 10,76,625.00 | - |
| Project District Plan Comparison | 15,21,450.00 | - |
| Project- Food And Agriculture | 27,547.00 | - |
| Project of GIZ | (92,579.00) | - |
| Project TQM ISO | (53,46,747.00) | - |
| Suchitwa Mission- Swachh Bharath Mission | 94,23,507.00 | - |
| UNDP-Indian Highrange Mountain Landscape Project | 27,04,646.00 | - |
| Project- Women and Child Development-SCPRI-UNDP | 2,13,726.00 | 2,13,726.00 |
| Block Programme Officer, MGNREGS | 21,712.00 | - |
| 4030108011019_Visit of Himachal Pradesh Team | 7,21,032.54 | - |
| 40301080137_ADC Kasargod | 18,323.00 | - |
| Director Kerala Police Academy, TSR | 49,000.00 | - |
| District Mission Co-Ordinator Kudumbasree TVM | 10,80,361.00 | - |
| House Master Services | 45,171.00 | - |
| Information Kerala Mission - IKM | 27,263.56 | - |
| 403010801597_Melleeswara Kudumbasree | 48,796.00 | - |
| International Centre for Free and Open Source Software (ICFOSS) | 40,000.00 | - |
| 403010801528_Kerala State Bio Diversity Board | 68,421.12 | 68,421.12 |
| 403010801637_National Panchayat Day Celebration | 26,318.00 | 26,318.00 |
| 403010801729_Project Watershed Development Plan | 1,31,500.00 | 1,31,500.00 |
| 403010801730_Project Watershed Devt Plan | 50,000.00 | 40,000.00 |
| 403010801984_UNDP-Consultancy Projects | 5,25,003.00 | 5,25,003.00 |
| 4030108011015_Visit of Chattisgarh Team | - | 1,97,625.26 |
| 403010801212_DII - SHREYAS, Wyanad | (1,41,898.00) | 2,715.00 |
| 403010801284_Dr N Vijayakumar | - | 37,500.00 |
| 403010801299_Exposure Visit From Srilanka | - | 7,91,436.00 |




| SUB-SCHEDULES | As on 31.03.2019 | As on 31.03.2018 |
|---|-----------------------------|-----------------------------|
| 403010801300_EXPOSURE VISIT -Nagaland | - | 85,274.00 |
| 403010801442_Gramalakshmi Mudralayam | - | 5,31,327.00 |
| 403010801504_Kanhirode Weavers' Co.P & SKnannur | - | 1,51,300.00 |
| 403010801609_M/s Al Mahmood | - | 81,616.00 |
| 403010801638_Navajyothi Kudumbasre | - | 2,695.00 |
| 403010801651_NIRD-CIRDAP-KILA | - | 1,00,281.00 |
| 403010801902_SIRD Mizoram | - | 12,145.00 |
| 403010801905_SIRD Rajasthan | - | 8,89,284.00 |
| 403010801937_State Project Director RMSA | - | 1,75,721.00 |
| Stale Cheque | - | 1,18,639.00 |
| Central Assiatance-Empowerment and Accountability | 1,05,21,126.00 | 88,47,830.00 |
| Central Assistance Training-RGSY | 2,34,16,927.00 | 2,29,28,408.00 |
| TOTAL | 24,96,34,458.22 | 31,34,87,747.38 |
| SUBSCHEDULE II | | |
| OUTSTANDING EXPENSES | | |
| Outstanding Paybles | 83,12,385.00 | 30,41,220.00 |
| Audit Fee Payable | 1,45,800.00 | 75,000.00 |
| Salary Payable | 15,46,839.00 | 20,80,248.00 |
| Honanarium & TA payable | 3,87,943.00 | 24,150.00 |
| Vehicle Charges Payable | - | 1,67,951.00 |
| GI Arrear Payable | 1,03,500.00 | - |
| Duties & Taxes | 6,36,557.36 | 9,09,752.98 |
| TOTAL | 1,11,33,024.36 | 62,98,321.98 |
| SUBSCHEDULE III | | |
| SIRD CURRENT LIABILITIES | | |
| Balance Payable under SGSY | 2,85,968.00 | 2,85,968.00 |
| Balance Payable under TSST | 13,926.00 | 13,926.00 |
| CAPART | - | 3,992.00 |
| Earnest Money Deposit | 85,034.00 | 87,767.00 |
| Hariyali Project | - | 1,13,805.00 |
| Madappally Fund | - | 21,077.00 |
| Non Recurring Grant-ETC | - | 33,76,291.00 |
| PD (PAU) Kollam Building Advance | - | 86,415.00 |
| Recurring Grant -ETC | - | 27,117.00 |
| Welfare Fund | - | (45,352.00) |
| Security Deposit | 39,540.00 | 39,540.00 |
| IAY Fund Payable to ETCS | - | 37,863.00 |
| Salary Payable SIRD | - | 3,97,500.00 |
| Honorarium Payable | - | 6,150.00 |
| Jeomorise Payable | - | 24,970.00 |
| Lekshmi Edibles Payable | - | 2,395.00 |
| Interest on HBA CHRD | 2,01,962.00 | |
| RGSA PAYABLE | - | 12,013.00 |
| Wages Payable | - | 1,800.00 |
| TOTAL | 6,26,430.00 | 44,93,237.00 |



| SUB-SCHEDULES | As on 31.03.2019 | As on 31.03.2018 |
|---|---------------------|---------------------|
| SUBSCHEDULE IV | | |
| SUNDRY DEBTORS | | |
| Child Resource Centre-UNICEF | - | 6,49,118.00 |
| IKM Trg KILA CHR D | (2,54,332.00) | (2,54,332.00) |
| Saksham Advance KILA CHR D | | (53,100.00) |
| 403010801012_DPO, Thrissur | (2,13,297.00) | 2,00,000.00 |
| 403010801298_ETC Thaliparamba | (4,02,167.00) | 6,01,504.00 |
| 403010801483_IRTC Projection Implementation Unit | (1,20,668.00) | 4,22,588.00 |
| 403010801010_DPO, Palakkad | 2,48,386.00 | 2,00,000.00 |
| 403010801011_DPO, Pathanamthitta | 2,11,207.00 | 2,15,500.00 |
| 403010801013_DPO, Trivandrum | 2,60,759.00 | 2,60,759.00 |
| 403010801014_DPO, Wayanad | - | 2,00,000.00 |
| 40301080101_DPO, Alappuzha | 2,00,000.00 | 2,00,000.00 |
| 40301080102_DPO, Ernakulam | - | 2,00,000.00 |
| 40301080103_DPO, Idukki | 2,00,000.00 | 2,00,000.00 |
| 40301080105_DPO, Kasaragod | 2,00,000.00 | 2,75,132.00 |
| 40301080106_DPO, Kollam | - | 2,00,000.00 |
| 40301080107_DPO, Kottayam | 2,00,000.00 | 2,00,000.00 |
| 40301080108_DPO, Kozhikode | - | 4,65,310.00 |
| 40301080109_DPO, Malappuram | 1.00 | 2,00,000.00 |
| 4030108011021_Visit of Jharkhand Team | 3,41,434.00 | 3,41,434.00 |
| 4030108011022_Visit of Karnataka GP Members | - | 60,277.00 |
| 4030108011028_Visit of Nepal Team | - | 77,875.00 |
| 4030108011032_Visit of Sikkim Team | - | 9,045.00 |
| 4030108011060_Yashada,Pune | 34,05,993.82 | 31,18,962.70 |
| 403010801109_Bar Council Of India | - | 1,75,111.00 |
| 403010801111_BDO, Koyipuram | 7,750.00 | 7,750.00 |
| 403010801113Bhaskaran,Secretary,Vishu Vaniba Sangam | 47,000.00 | 47,000.00 |
| 403010801117_Block Prog Officer, Attapady (NREGS) | 9,160.34 | - |
| 403010801126_CDD Society | 1,83,645.00 | - |
| 403010801127_C-DIT | - | 22,71,391.00 |
| 403010801134_Cntr for Mngmnt Development | - | 4,24,800.00 |
| 403010801151Cnsltatn/Wrkshp on "Empwrmnt of Pnchyts | - | 76,852.00 |
| 403010801153Cnvr IMG Staff Welfare Fund Committee | 1,53,325.00 | 1,53,325.00 |
| 403010801154_Convenor, SLTG | 26,283.00 | 26,283.00 |
| 403010801163_CPIM Thrissur | - | 29,438.00 |
| 403010801165_CPWD Thrissur | 5,00,000.00 | 5,00,000.00 |
| 403010801170_DDP ALAPPUZHA | 9,282.00 | 41,080.00 |
| 403010801171_DDP ERNAKULAM | - | 94,380.00 |
| 403010801171_Kerala Electrical & Allied Engg. | 66,24,677.00 | 83,80,000.00 |
| 403010801172_DDP IDUKKI | - | 18,270.00 |
| 403010801174_DDP KASARGODE | 24,498.00 | - |
| 403010801175_DDP KOLLAM | - | 15,000.00 |
| 403010801176_DDP KOTTAYAM | 1,00,139.00 | 2,96,830.00 |
| 403010801178_DDP MALAPPURAM | 49,023.00 | 66,797.00 |
| 403010801181_DDP THRISSUR | - | 21,400.00 |
| 403010801182_DDP TRIVANDRUM | 1,46,392.00 | 1,44,099.00 |
| 403010801183_DDP WAYANAD | 30,378.00 | 39,813.00 |
| 403010801192_DII - BBF Kollam | | 10,224.00 |



| SUB-SCHEDULES | As on 31.03.2019 | As on 31.03.2018 |
|---|---------------------|---------------------|
| 403010801194_DII-CHASS-Kottayam | - | 9,760.00 |
| 403010801200_DII - IRTC ,Palakkad | - | 18,310.00 |
| 403010801201_DII-Kanhangad Blck Pnchyt, Kanhangad | - | 13,012.00 |
| 403010801206_DII-PASS Pazhakulam-PTA | - | 1,27,462.00 |
| 403010801207_DII-People Service Society,Palakkad | 29,655.00 | 29,655.00 |
| 403010801209_DII- PMOC Kozhikkode | - | 10,970.00 |
| 403010801217_DII - YMCA, Aluva | 23,200.00 | 23,200.00 |
| 403010801220_Director Ashirbhavan Ekm | 2,02,175.00 | - |
| 403010801229_Director of Panchayats | 13,03,20,000.00 | 9,03,20,000.00 |
| 403010801232_Director, Santhigram, TVM | - | - |
| 403010801235_Director State Social Audit Cell | 75,975.00 | 75,975.00 |
| 403010801245_Dist.Conv. Kasargod(K.Balakrishnan) | 53,682.00 | 53,682.00 |
| 403010801272District Tourism Promotion Council, TSR | - | 43,260.00 |
| 403010801295_EMS Chair Hall, Malappuram | 2,549.00 | 2,549.00 |
| 403010801310_Forest Industries (Travancore) Limited | - | 11,63,000.00 |
| 403010801311_Gandhi Smaraka Grama Seva Kendram | - | 741.00 |
| 403010801316_General Scrtry,Chamber of Mncpl Chrmn | - | 2,00,000.00 |
| 40301080133_ADC Alappuzha | 4,01,088.00 | 3,06,750.00 |
| 40301080134_ADC Ernakulam | 10,36,989.00 | 4,26,215.00 |
| 40301080136_ADC Kannur | 10,75,370.00 | 6,57,395.00 |
| 40301080138_ADC Kollam | 1,54,620.00 | 5,21,360.00 |
| 40301080139_ADC Kottayam | 5,70,831.00 | 3,62,606.00 |
| 40301080140_ADC Kozhikode | 3,26,457.00 | 2,70,460.00 |
| 40301080141_ADC Malappuram | 24,42,895.00 | 7,11,970.00 |
| 40301080142_ADC Palakkad | 7,24,648.00 | 6,67,758.00 |
| 40301080143_ADC Pathanamthitta | 3,75,261.00 | 1,97,961.00 |
| 403010801443_Grameena Padana Kendram | - | 4,42,153.00 |
| 40301080144_ADC Thrissur | 3,19,962.00 | 3,61,000.00 |
| 40301080145_ADC Trivandrum | 7,93,500.00 | 3,02,999.00 |
| 403010801462_Hotel Vivanta Taj-Trivandrum | - | 47,700.00 |
| 403010801467_IMG Trivandrum | 3,43,380.00 | 3,15,650.00 |
| 40301080146_ADC Wayanad | 7,775.00 | - |
| 403010801472_Industrial Promotion Beaur | 83,255.00 | 83,255.00 |
| 403010801482_I R M A | 6,23,040.00 | - |
| 403010801513_Kerala Block Panchayat Association | 6,46,855.00 | 9,098.00 |
| 403010801516_Kerala Gramapanchayat Association | 1,35,823.00 | 2,46,381.00 |
| 403010801539_Kerala Water Authority | - | 63,000.00 |
| 403010801541_KFRI Peechi | 40,000.00 | - |
| 403010801545_KLGSDP Programmes | - | 6,10,692.78 |
| 403010801557_KudumbasreeMission | - | 2,02,320.00 |
| 403010801558_Kudumbasree NRO | 68,124.00 | 68,124.00 |
| 403010801560_Kudumbasree, Trivandrum | 10,88,906.00 | 98,71,945.00 |
| 403010801575_Malabar Theological College, MLPM | 2,06,000.00 | 2,06,000.00 |
| 403010801580_Manjeri Public Library Hall | 34,600.00 | 47,000.00 |
| 403010801585_Margregorious Renewal Centre Tvm | - | 2,00,000.00 |
| 403010801599_MGNREGS TRAINING | 39,903.00 | - |
| 403010801617_M/s KUHAS and SHSRC Kerala | 4,62,508.08 | 4,62,508.08 |
| 403010801629_Municipality of Kannur | 10,000.00 | 10,000.00 |
| 403010801648_NIPCCD-B'LORE | - | 1,16,424.00 |
| 403010801653_N I R D, Hyderabad | 1,35,135.00 | 1,35,135.00 |
| 403010801658_N.I.U.A | - | 1,17,300.00 |



| SUB-SCHEDULES | As on 31.03.2019 | As on 31.03.2018 |
|--|---------------------|---------------------|
| 403010801660_NRLM Agali | 9,43,685.58 | 12,00,603.00 |
| 403010801683_Padanakkad Good Sheperd Church, KSGD | - | 62,815.00 |
| 403010801711_Principal, ETC Kottarakkara | 30,00,000.00 | 20,50,000.00 |
| 403010801712_Principal, ETC Mannuthy | - | 12,50,000.00 |
| 403010801714_Principal ETC Thaliparamba | - | 10,00,000.00 |
| 403010801717_Principal, Maharaja's College | - | 11,250.00 |
| 403010801724_Project Officer ST Development | 2,451.22 | - |
| 403010801732_PWD Buildings Division, TSR | 1,53,000.00 | 1,53,000.00 |
| 403010801733_PWD Electrical Division, TSR | 40,31,923.00 | 40,31,923.00 |
| 403010801734_PWD Electronics Division, Thrissur | 50,00,000.00 | 50,00,000.00 |
| 403010801756_Ram Biologicals. KKD | 1,23,088.00 | 62,800.00 |
| 40301080176_ANERT, THRISSUR | 62,50,000.00 | 27,50,000.00 |
| 403010801771_Renewal Centre, Ernakulam | 1,85,150.00 | 1,85,150.00 |
| 40301080180_Animation Centre- KLM | - | 1,00,000.00 |
| 40301080182_Anoop D John | - | 7,054.00 |
| 403010801830_Secretary, Andoorkonam GP | 23,700.00 | 23,700.00 |
| 403010801838_Secretary District Panchaayth | 1,19,640.00 | 1,19,640.00 |
| 403010801839_Secretary District Panchayath | 2,37,960.00 | 2,37,960.00 |
| 403010801840_Secretary District Panchayath Wayanad | 1,36,296.00 | 1,36,296.00 |
| 403010801844_Secretary, Idukki District Panchayath | 1,36,660.00 | 1,36,660.00 |
| 403010801846_Secretary, Kasargod District Panchayath | 29,250.00 | 29,250.00 |
| 403010801847_Secretary, Kattakada GP, TVM | 95,700.00 | 95,700.00 |
| 403010801853_Secretary, Kollam Corporation | 54,500.00 | 54,500.00 |
| 403010801855_Secretary, Kozhikkode Corporation | 2,028.00 | 2,028.00 |
| 403010801862_Secretary, Palakkad District Panchayath | 1,42,750.00 | 1,81,660.00 |
| 403010801884_Service Tax-Deposites | 22,63,000.00 | - |
| 403010801887_SEUF Trg CentreALP | 44,605.00 | - |
| 403010801904_SIRD, Punjab | - | 15,705.00 |
| 403010801907_SIUD Mysore | 2,00,000.00 | - |
| 40301080191_Arrear- KILACTDNRM_AgaliProperty Tax | 14,06,038.00 | 14,06,038.00 |
| 403010801921_Sreepuram Bishop House KNR | 62,220.00 | - |
| 403010801965_Thiroor Samskarika Samuchayam- MLPM | 1,44,100.00 | 1,28,600.00 |
| 403010801990_Unnikrishnan Nair A | - | 26,839.00 |
| Agriculture Officer Pinarayi Krishi Bhavan | 40,160.00 | - |
| All Kerala Photographers Association | 106.88 | - |
| Aminity Centre, Pathanamthitta | 350.00 | - |
| Canara Bank - Thrissur | 50,000.00 | - |
| Centre for Socio Economic & Environmental Studies | 4,12,009.00 | - |
| C-MET Athani Receivable | 1,27,531.00 | - |
| Continuing Education Centre, GEC, TSR | 95,000.00 | - |
| Director ILDM Trivandrum | 10,000.00 | - |
| Director Mithranikethan, TVM | 7,00,000.00 | - |
| Director Sports & Youth Affairs | 90,000.00 | - |
| District Mission Co-Ordinator Kudumbasree Kollam | 8,96,325.00 | - |
| DMC Athirappilly | 3,500.00 | - |
| DPC NREGA Kasargod | 1,90,000.00 | - |
| Erstwhile AHADS CCPRM Agali | 4,34,650.00 | 25,03,800.00 |



| SUB-SCHEDULES | As on 31.03.2019 | As on 31.03.2018 |
|---|---------------------|---------------------|
| Hosana Mount Kottayam | 15,140.00 | - |
| Hotel Munnar Black Forest | 75,600.00 | - |
| JPC NREGA Idukki | 2,25,000.00 | - |
| JPC Palakkad | 4,14,000.00 | - |
| JPC Pathanamthitta | 2,24,000.00 | - |
| JPC Thrissur | 3,96,000.00 | - |
| JPC Trivandrum | 3,56,000.00 | - |
| Kerala Economic Association | 70,076.00 | - |
| Kerala Lottery Welfare Board | 18,763.00 | - |
| Kerala Police Thrissur | 43,933.76 | - |
| Kerala State IT Mission | 1,42,236.00 | - |
| Kudumbasree Thrissur | 8,210.08 | - |
| LBS Centre for Science & Technology | 79,650.00 | - |
| MGNREGS Advance-Erstwhile SIRD | - | 8,50,000.00 |
| MGNREGS Kannur | 3,07,000.00 | - |
| NREGS Alappuzha | 3,34,000.00 | - |
| NREGS EKM | 3,76,000.00 | - |
| NREGS Kollam | 3,45,000.00 | - |
| NREGS Malappuram | 4,89,000.00 | - |
| Oisca Eco Resource Centre, Wayanad | 14,975.00 | - |
| Project Director PAU Kottayam | 3,23,000.00 | - |
| Project NIUA Receivable | - | 2,11,140.00 |
| Research Study-Sanitation Behaviour Among Fishermen | 3,400.00 | - |
| RGSA Advance KILA CHR D | - | 30,00,000.00 |
| Saksham Trg Advance-KILA CHR D | - | 53,100.00 |
| Secretary Anchal Block Panchayath | 48,000.00 | - |
| Secretary, Block Panchayath, Thalassery | 14,000.00 | - |
| Secretary District Panchaayth Kozhikkode | 26,000.00 | - |
| Secretary District Panchaayth Thrissur | 1,56,870.00 | - |
| Secretary District Panchayath Alappuzha | 1,16,963.00 | - |
| Secretary Kollam District Panchaayth | 15,000.00 | - |
| Secretary Kottayam District Panchayath | 1,21,200.00 | - |
| Secretary Oachira Block Panchayath | 48,000.00 | - |
| Secretary Sreekrishnapuram Block Panchayath | 13,055.00 | - |
| SIRD Odisha | 4,70,000.00 | - |
| Thrissur District Labour Contract Society | 45,18,763.00 | - |
| Vice Chairman & Executive Director KITE | 2,36,000.00 | - |
| Visit of Mangolia | 1,20,000.00 | - |
| | | |



| SUB-SCHEDULES | As on 31.03.2019 | As on 31.03.2018 |
|---------------------------------|------------------------|------------------------|
| CHRD | | |
| CSIDCI-NEWDELHI-PMAY CHRD | 22,000.00 | 22,000.00 |
| DRISHTI SKILL DEVELOPMENT -PMAY | 19,200.00 | 19,200.00 |
| JPC IDUKKI CHRD | 1,86,297.00 | 1,83,157.00 |
| JPC KannurCHRD | 2,15,638.00 | 2,15,638.00 |
| JPC KASARGODCHRD | - | 3,50,000.00 |
| JPC Kollam CHRD | 1,03,581.00 | 10,08,510.00 |
| JPC Kozhikkode CHRD | 1,93,406.00 | 2,13,653.00 |
| JPC Malappuram CHRD | 22,615.00 | 22,615.00 |
| JPC Palakkad CHRD | 267.00 | 69,261.00 |
| JPC THRISSUR CHRD | 44,148.00 | 44,148.00 |
| JPC TRIVANDRUMCHRD | 8,700.00 | 33,750.00 |
| JPC Wayanad SIRD | 72,864.00 | 72,864.00 |
| KERALA UNIVERSITY TVMCHRD | - | 10,72,458.00 |
| MG UNIVERSITY KTMCHRD | - | 16,12,346.00 |
| PD ALAPPUZHACHRD | 5,63,948.00 | 5,63,948.00 |
| PD Kasaragod CHRD | - | 4,204.00 |
| PD KOTTAYAMCHRD | - | 13,785.00 |
| PD KOZHIKODECHRD | 84,816.00 | 84,816.00 |
| PD PALAKKADCHRD | 74,794.00 | 74,794.00 |
| PD THRISSURCHRD | 5,75,675.00 | 5,75,675.00 |
| PD TVMCHRD | 4,43,350.00 | 7,98,941.00 |
| PD WAYANADCHRD | 1,88,130.00 | 1,88,130.00 |
| Principal ETC KottarakkaraCHRD | 15,79,869.00 | 27,03,006.00 |
| Principal, ETC MannuthyCHRD | 1,13,425.00 | 1,28,209.00 |
| Principal ETC ThaliparambaCHRD | (4,551.00) | 8,19,421.00 |
| Kavya Nath SIRD | - | 10,000.00 |
| TOTAL | 19,75,53,413.76 | 16,89,44,391.56 |




| SUB-SCHEDULES | As on 31.03.2019 | As on 31.03.2018 |
|---|------------------------|------------------------|
| SUBSCHEDULE V | | |
| BANK ACCOUNTS | | |
| KILA | | |
| Canara 0720101071783 | 3,22,44,673.00 | 3,17,56,489.00 |
| Canara Bank.0720101035194 | 3,71,98,333.50 | 16,39,92,836.50 |
| Canara Bank A/c No.36762 | 10,533.00 | 10,41,827.00 |
| District Treasury,Thrissur,Spl.TSB.713011400000073(GPF) | - | 60,29,473.00 |
| District Treasury, Thrissur-TSB-713010100010328(Pension Fund) | 1,84,57,008.00 | 1,37,33,592.00 |
| District Treasury - TPA -713010200000890 | 1,760.00 | 91,760.00 |
| IB-6089779851-KILA Journal | 139.00 | 15,728.00 |
| IB-6613334399-Canal Rejuvenation Project | 1,35,204.00 | 1,71,001.00 |
| I B A/c13086 - 462111353 | 99,08,906.37 | 62,07,103.77 |
| IB A/c No. 6023592779-Deemed University | 4,371.00 | 4,197.00 |
| IB A/c No. 6224279712-Jagratha Samithi | 24,09,037.00 | 24,01,608.00 |
| Indian Bank A/c 886427262 TPD | 1,48,217.00 | 6,39,751.00 |
| Indian Bank A/c No.19066-AMLSGI - 462153519 | 34,93,765.00 | 34,53,425.00 |
| Indian Bank SB A/c No.828727015-LIC Gratuity Fund | 25,825.00 | 24,197.00 |
| SBT-67221319393 | 2,26,74,566.06 | 12,928.79 |
| SBT-67340271294 for E Tender | 1,10,534.00 | 68,858.00 |
| SMGB 40273101001389 KLGSDP | 25.50 | 2,477.50 |
| TSB-7990101000049 (C-ID: 573125) | 23,06,105.00 | 100.00 |
| SIB-0185053000013712-SB | 6,95,969.00 | - |
| TSB-799010100142947(KILA GPF) | 90,93,704.00 | - |
| SBI-38326395533-Project UNDP Hyrange Mountain | 30,78,945.00 | - |
| Indian Account No 861322417 -Project SC Survey | - | 2,646.50 |
| Indian Bank A/c No: 481357281 - CHR D | 1,23,61,439.28 | 1,81,05,375.28 |
| Indian Bank A/c No: 481412052- CHR D | 3,99,628.00 | 3,83,771.00 |
| Indian Bank A/c No: 6412142468-EPF- CHR D | 1,224.00 | 774.00 |
| Indian Bank A/c No: 6190238725- CHR D | 20,72,231.00 | 26,22,681.00 |
| Indian Bank A/c No: 6428162124-RURBAN- CHR D | 14,59,022.00 | 18,13,912.00 |
| Indian Bank A/c No: 707042776 - CHR D | 19,71,986.00 | 18,80,250.00 |
| Indian Bank A/c No: 744998749- CHR D | 1,49,039.00 | 1,43,126.00 |
| Indian Bank A/c No: 849214338-- CHR D | 1,61,20,235.00 | 1,84,38,154.00 |
| SBT A/c No.67154289102 TSST - CHR D | 1,01,919.00 | 98,429.00 |
| SBT A/c No.67167658576 WB- CHR D | 4,994.00 | 4,822.00 |
| SBI A/c No. 10644383917-Agali | 26,65,686.59 | 40,54,351.59 |
| SBI A/c No. 32256071824-Agali | 2,55,986.37 | 6,41,962.87 |
| TOTAL | 17,95,61,010.67 | 27,78,37,607.80 |
| SUBSCHEDULE VI | | |
| FIXED DEPOSITS | | |
| Fixed Deposit-Corpus Fund(SDC) | 2,58,19,952.00 | 2,43,32,170.00 |
| Fixed Deposit - District Treasury | 8,99,52,376.00 | 7,83,00,847.00 |
| Term Deposit (deemed Unniversity & KILA) | 31,24,59,392.00 | 27,90,50,311.00 |
| TOTAL | 42,82,31,720.00 | 38,16,83,328.00 |
| SUBSCHEDULE VII | | |
| CASH IN HAND | | |
| KILA | 18.00 | 8,286.38 |
| SIRD | 3,806.00 | 6,341.00 |
| TOTAL | 3,824.00 | 14,627.38 |



| SUB-SCHEDULES | As on 31.03.2019 | As on 31.03.2018 |
|---|-----------------------|-----------------------|
| SUBSCHEDULE VIII | | |
| <u>SIRD DEPOSITS & ADVANCES - CHRD</u> | | |
| Advance to NFDC New Delhi (Lab to Land-IEC) | 5,25,000.00 | 5,25,000.00 |
| Receivable pending approval - (Agali EPF Arrear paid) | 44,56,635.00 | - |
| DC Books | - | 3,000.00 |
| Electricity Charges Reimbursable | 42,514.00 | 42,514.00 |
| Electricity Deposit | 1,68,362.00 | 1,68,362.00 |
| Gas Cylinder Deposit | 11,220.00 | 11,220.00 |
| H.P Dealer Deposit | 1,000.00 | 1,000.00 |
| Internet Connection Deposit | 12,249.00 | 12,249.00 |
| Advance KIIDC-NR | 1,00,00,000.00 | 1,00,00,000.00 |
| Thirunelly Project Advance | 5,00,000.00 | 5,00,000.00 |
| SGSY Fund | 10,83,134.00 | 7,27,543.00 |
| Advance | 50,125.00 | 2,28,797.00 |
| | | |
| MGNREGS Advance Paid | | |
| MGNREGS Advance 2010-11 | - | 18,671.00 |
| MGNREGS Advance 2011-12 | - | 77,250.00 |
| MGNREGS Advance 2012-13 | - | 40,603.00 |
| TOTAL | 1,68,50,239.00 | 1,23,56,209.00 |



| KERALA INSTITUTE OF LOCAL ADMINISTRATION | | | | | |
|--|----------------------|-----------------------|---|----------------------|-----------------------|
| RECEIPTS AND PAYMENTS ACCOUNT FOR THE YEAR 2018-19 | | | | | |
| RECEIPTS | | | PAYMENTS | | |
| PARTICULARS | CURRENT YEAR 2018-19 | PREVIOUS YEAR 2017-18 | PARTICULARS | CURRENT YEAR 2018-19 | PREVIOUS YEAR 2017-18 |
| Opening balance:- | | | | | |
| Cash | 8,286 | 4,334 | | | |
| Bank (including deposits) | 615,949,181 | 664,765,191 | Administration expenses KILA HQ | 44785072 | 41912832 |
| Cash & bank-kila chrd | 43,497,635 | 38,753,328 | Administrative exps & other exps-KILA CHRD | 22340553 | 17815845 |
| Recurring grant received from GoI-KILA -CHRD | 19,901,000 | 23,528,000 | Repairs & maintenance-KILA CHRD | 1348199 | 371895 |
| interest received from Bank -KILA CHRD | 906,934 | 451,377 | Repairs & maintenance KILA HQ | 4748036 | 2387291 |
| Capital fund agali | - | 33,922,853 | Additions to fixed Assets | 10723862 | 33340252 |
| Grant from state govt Received | - | 50,709,513 | Project Expenditure KILA CHRD | 21761730 | 35312171 |
| Grant receivable from state govt (17-18) | 231,226,000 | - | Capacity building activities | 165593036 | 145410336 |
| Grant from state govt (non plan) received | 2,200,000 | 4,127,000 | Grant taken back by government | | 45222844 |
| Corpus fund deemed university - Interest on deposit | 10,136,535 | 10,453,928 | Capital Work In Progress | 24669297 | 0 |
| Corpus fund - interest on deposit | 12,740,092 | 787,810 | Infrastructure work- advance payment to KEL | | 8380000 |
| Corpus fund-SDC - interest on deposit | 1,487,782 | 1,589,077 | Expenditure on interest of SDC corpus fund | 16709 | 351108 |
| Central Assistance-Empowerment and Accountability - interest on Bank account | 172,426 | 174,901 | Central Assistance-Empowerment and Accountability | | 14500000 |
| Department of Urban Affairs | 1,500,000 | 1,000,000 | Department of Urban Affairs | 1814709 | 2694082 |
| Project - Capacity building Programme - Women Elected Representatives | 91,504 | 456,725 | Project - Capacity building Programme - Women Elected Representatives | - | 573149 |
| Project - Child Resource Centre -UNICEF | 649,118 | 5,416,410 | Project - Child Resource Centre -UNICEF | - | 5055407 |
| KLGS DP- programme exps-reimbursement | 610,693 | 14,500,000 | KLGS DP- programme exps | - | 5537403 |
| Project RGSA - Interest on Bank Account | 6,624,481 | 238,414,186 | Project RGSA including interest | 122306719 | 115357023 |
| Project - Jagratha Samithi- Interest on Bank Account | 44,726 | - | Project - Jagratha Samithi | 37297 | 1527017 |
| Project Climate Change | | 2,000,000 | Project Climate Change | 2044481 | 595165 |
| Project Mainstreaming Sustainable Development Goals | 48,365 | 3,031,506 | Project Mainstreaming Sustainable Development Goals | 4944796 | 869106 |
| Project NIUA - balance amount received | 211,140 | 469,200 | Project NIUA | - | 586500 |
| Town Planning Development Plan - Interest on Bank Account | 62,871 | 28,676 | Town Planning Development Plan | 612435 | 806579 |
| Project NIRD-Time & Motion Study | 273,760 | - | Project NIRD-Time & Motion Study | 105938 | - |
| JPPI Project - UNICEF | 2,086,400 | - | JPPI Project - UNICEF | 18706 | - |




| RECEIPTS | | | PAYMENTS | | |
|--|----------------------|-----------------------|--|----------------------|-----------------------|
| PARTICULARS | CURRENT YEAR 2018-19 | PREVIOUS YEAR 2017-18 | PARTICULARS | CURRENT YEAR 2018-19 | PREVIOUS YEAR 2017-18 |
| Project District Plan Comparison - MOPR | 1,521,450 | - | Project- Gender Budgeting And Research, Publication and Monitoring | 186016 | - |
| Project- Gender Budgeting And Research, Publication and Monitoring | 1,203,450 | - | Project TQM ISO | 5426747 | - |
| Project TQM ISO | - | - | Project - Suchitwa Mission- Swachh Bharath Mission | 3076493 | - |
| Project - Suchitwa Mission- Swachh Bharath Mission | 12,500,000 | - | UNDP-Indian Highrange Mountain Landscape Project | 374299 | - |
| UNDP-Indian Highrange Mountain Landscape Project | 3,078,945 | - | Project FAO | 167603 | - |
| Project FAO | 195,150 | - | Project GIZ | 92579 | - |
| Project - Asset management - Interest on Bank Account | 130,061 | - | Project -NIRD-Assessment Study of Mission Andhyodya | 573383 | - |
| Project -NIRD-Assessment Study of Mission Andhyodya | 240,000 | - | AHADS CCPRM - EPF Arrears remitted | 4456635 | - |
| Project - NIRD PR | 389,400 | - | Tax deducted at source | 2204196 | 676956 |
| Project MGNREGS -NIRD-SRP DRP Training | 1,076,625 | - | Project RGSY | - | 239070 |
| RGSY - project. interest on bank account | 488,519 | - | Lic Gratuity Fund | 1173557 | 888025 |
| Lic Gratuity Fund | 212,520 | 686,861 | Income Tax remitted | 7184729 | 4591240 |
| Income Tax collected | 6,893,571 | 4,507,985 | Workers welfar fund remitted | 92841 | - |
| Workers welfare fund collected | 92,841 | - | Priofession tax remitted | 224300 | 149650 |
| Profession tax collected | 224,300 | 149,650 | Service tax remitted | - | 684586 |
| Service tax collected | - | 684,586 | Goods service tax remitted | 1630002 | 1247746 |
| Goods service tax collected | 1,356,806 | 2,157,498 | Other liabilities remitted | 7380336 | 361594 |
| Other liabilities collected | 3,600,952 | 539,988 | Kila journal on local governance | 60950 | 23200 |
| Subsription fee received in advance | 100 | 600 | Sundry debtors | 1295301 | 63698375 |
| Sundry Debtors / Creditors | 18,759,187 | 33,094,594 | Other expenses | 1950375 | 1421785 |
| KILA Employees Pension Fund | 5,642,095 | 10,490,455 | Consultancy charges | 80420 | 63865 |
| KILA Employees General Provident Fund | 3,669,031 | 697,110 | Office expenses | 6714272.3 | 5541029 |
| Income from training programmes | 48,738,977 | 49,417,001 | Training expenses - KILA | 7991887.99 | 1667871 |
| Other income KILA HQ | 16,226,833 | 7,516,849 | Training expenses-KILA CHRd | 5192085 | 2966391 |
| Other income-kila chrd | 8,520,638 | 471,693 | Closing balance:- | | |
| Consultancy fee | - | 43,200 | Cash & Stamp | 18 | 8286 |
| Coursefee received | 92,000 | 5,000 | Bank including deposits | 573151013 | 615949181 |
| Project Fund KILA CHRd | 7,914,756 | 17,235,403 | Closing cash & bank balance-kila chrd | 34645523 | 43497635 |
| | | | | 1093197137 | 1222282489 |
| TOTAL | 1,093,197,137 | 1,222,282,489 | | | |




Dr. Joy Elamon
 DIRECTOR
 Kerala Institute of Local Administration (KILA)
 Mulamunnathukavu PO, Thrissur-680581, Kerala



For S. K. S. Associates

(K. SANTHAKUMAR)
 PARTNER
 CHARTERED ACCOUNTANTS