



# S G S & COMPANY

*Chartered Accountants*

## INDEPENDENT AUDITOR'S REPORT

To

The Chairman  
Governing council  
KILA  
MulamkunnathuKavu, Thrissur  
Pin : 680581

### **Opinion**

We have audited the financial statements of Kerala Institute of Local Administration (KILA), which comprise the balance sheet as at March 31st 2022, and the Income And Expenditure Account for the year ended 31st March 2022 and notes to financial statements including a summary of significant accounting policies .

In our opinion, the accompanying financial statements give a true and fair view of the financial position of the entity as at March 31, 2022, and of its financial performance for the year then ended in accordance with the Accounting Standards issued by the Institute of Chartered Accountants of India (ICAI).

### **Basis for Opinion**

We conducted our audit in accordance with the Standards on Auditing (SAs) issued by Institute Of Chartered Accountants Of India (ICAI). Our responsibilities under those standards are further described in the Auditor's Responsibilities for the Audit of the Financial Statements section of our report. We are independent of the entity in accordance with the Code of Ethics issued by Institute Of Chartered Accountants Of India( ICAI) and we have fulfilled our other ethical responsibilities in accordance with these requirements. We believe that the audit evidence we have obtained is sufficient and appropriate to provide a basis for our opinion.



H.O. : X/657/B, CA-MED Tower, Pallikulam Road, Near Chaldean Centre, Thrissur - 680001.  
PH.: (O) 0487-2446109, 2425420, e-mail: mail@sgsandcompany.com, web.: sgsandcompany.com

#### Branches

Kochin : Grace Nest, Near Park Central Hotel, Kadavanthara Road, Kaloor, Cochin - 682017, Ph : 0484 4011990  
Chennai : A-15, Ben Foundation, Orchard West End, Near Velammal Matriculation School,  
T.S. Krishna Nagar, Mogappair East, Chennai - 600037  
Calicut : 4/631-D5, Maity Bhavan, Behind SNES College, Near 4th Gate, Therveed Lane, Calicut - 673032

## Other Matters

- (a) Service tax appeal:- Two orders were received from department of Central Board Of Indirect Tax and Customs demanding Rs.4,52,33,844.00 and Rs.3,80,63,778.00 for the years 2012-13 to 2014-15 and 2015-16 to 2016-17 respectively. These are challenged before appellate Tribunal , Department Of Customs and Excise and Service Tax , Bangalore and these are pending for hearing and disposal.
- (b) Liability under GST( Reverse Charge):- The entity is in receipt of Security Services and Legal Charges which are subject to Goods and Service Tax under Reverse charge and same is not discharged for the year under audit.
- (c) With respect to advances given by KILA for utilization ,there are items which are pending unsettled for more than 3 years. The same is attached in annexure to the auditor's report. Appropriate steps may be initiated to recover such amounts or for squaring of such accounts.
- (d) Tax Deducted at source: Tax has not been deducted as per the provision of Income Tax Act,1961 on the provision made as at 31-03-2022

Our opinion is not modified in respect of these matters.

## Responsibilities of Management and Those Charged with Governance for the Financial Statements.

Management is responsible for the preparation of these financial statements that give a true and fair view of the state of affairs, results of operations and cash flows of the entity in accordance with the accounting principles generally accepted in India. This responsibility includes the design, implementation and maintenance of internal control relevant to the preparation and presentation of the financial statements that give a true and fair view and are free from material misstatement, whether due to fraud or error.

In preparing the financial statements, management is responsible for assessing the entity's ability to continue as a going concern, disclosing, as applicable, matters related to going concern and using the going concern basis of accounting unless management either intends to liquidate the entity or to cease operations, or has no realistic alternative but to do so.

Those charged with governance are responsible for overseeing the entity's financial reporting process.



**Auditor's Responsibilities for the Audit of the Financial Statements**

Our objectives are to obtain reasonable assurance about whether the financial statements as a whole are free from material misstatement, whether due to fraud or error, and to issue an auditor's report that includes our opinion. Reasonable assurance is a high level of assurance, but is not a guarantee that an audit conducted in accordance with SAs will always detect a material misstatement when it exists. Misstatements can arise from fraud or error and are considered material if, individually or in the aggregate, they could reasonably be expected to influence the economic decisions of users taken on the basis of these financial statements.

**For SGS & COMPANY**  
**CHARTERED ACCOUNTANTS**  
F.R.N. 0098895

*15/10/22*  
CA. GEO JOB, F.C.A., D.I.S.A. (ICAI)  
Partner (M. No. 210057)



UDIN - 22210057AZOMHE7674

**Kerala Institute of Local Administration (KILA)**

**Details of Sundry debtors outstanding for more than 3 years**

**1-Apr-2021 to 31-Mar-2022**

Particulars	Opening balance	Transactions		Closing Balance(Dr)	Ageing
		Debit	Credit		
403010801154_Convenor, SLTG	26283.00 Dr			26283.00 Dr	2008-09
403010801629_Municipality of Kannur	10000.00 Dr			10000.00 Dr	2009-10
403010801235_Director State Social Audit Cell	75975.00 Dr			75975.00 Dr	2011-12
403010801637_National Panchayat Day Celebration	26318.00 Cr			26318.00 Cr	2013-14
403010801733_PWD Electrical Division,TSR	4031923.00 Dr			4031923.00 Dr	2013-14
403010801984_UNDP-Consultancy Projects	525003.00 Cr			525003.00 Cr	2013-14
403010801653_N I R D, Hyderabad	364135.00 Dr			364135.00 Dr	2016-17
4030108011021_Visit of Jharkhand Team	341434.00 Dr			341434.00 Dr	2017-18
403010801113Bhaskaran,Secretary,Vishu Vaniba Sangam	47000.00 Dr			47000.00 Dr	2017-18
403010801153Cnvr IMG Staff Welfare Fund Committee	153325.00 Dr			153325.00 Dr	2017-18
403010801206_DII-PASS Pazhakulam-PTA	4080.00 Dr			4080.00 Dr	2017-18
403010801207_DII-People Service Society,Palakkad	29655.00 Dr			29655.00 Dr	2017-18
403010801217_DII - YMCA, Aluva	23200.00 Dr			23200.00 Dr	2017-18
403010801472_Industrial Promotion Beaurao	83255.00 Dr			83255.00 Dr	2017-18
403010801528_Kerala State Bio Diversity Board	68421.12 Cr			68421.12 Cr	2017-18
403010801558_Kudumbasree NRO	68124.00 Dr			68124.00 Dr	2017-18
403010801617_M/s KUHAS and SHSRC Kerala	462508.08 Dr			462508.08 Dr	2017-18
403010801729_Project Watershed Development Plan	131500.00 Cr			131500.00 Cr	2017-18
403010801730_Project Watershed Devt Plan	50000.00 Cr			50000.00 Cr	2017-18
403010801734_PWD Electronics Division, Thrissur	5000000.00 Dr			5000000.00 Dr	2017-18
403010801771_Renewal Centre, Ernakulam	185150.00 Dr			185150.00 Dr	2017-18
403010801830_Secretary, Andorkonam GP	23700.00 Dr			23700.00 Dr	2017-18
403010801838_Secretary District Panchayath	119640.00 Dr			119640.00 Dr	2017-18
403010801840_Secretary District Panchayath Wayanad	136296.00 Dr			136296.00 Dr	2017-18
403010801844_Secretary, Idukki District Panchayath	136660.00 Dr			136660.00 Dr	2017-18
403010801846Secretary, Kasargod District Panchayath	29250.00 Dr			29250.00 Dr	2017-18
403010801847_Secretary, Kattakada GP, TVM	95700.00 Dr			95700.00 Dr	2017-18
403010801855_Secretary, Kozhikkode Corporation	2028.00 Dr			2028.00 Dr	2017-18
4030108011019_Visit of Himachal Pradesh Team			658776	658776.00 Cr	2018-19
4030108011032_Visit of Sikkim Team	97868.58 Dr			97868.58 Dr	2018-19
403010801111_BDO, Koyipuram	7750.00 Dr			7750.00 Dr	2018-19
403010801117_Block Prog Officer, Attapady (NREGS)	9160.34 Dr			9160.34 Dr	2018-19
403010801126_CDD Society	183645.00 Dr			183645.00 Dr	2018-19
403010801170_DDP ALAPPUZHA	1392750.00 Dr	1142962.00	2231058.00	304654.00 Dr	2018-19
403010801171_Kerala Electrical & Allied Engg.	7880877.00 Dr			7880877.00 Dr	2018-19
403010801174_DDP KASARGODE	698463.00 Dr	593161.00	1255045.00	36579.00 Dr	2018-19
403010801177_DDP KOZHICODE	21410.00 Cr	1119172.00	980455.00	117307.00 Dr	2018-19
403010801176_DDP KOTTAYAM	917422.00 Dr	1020200.00	1218258.00	719364.00 Dr	2018-19
403010801178_DDP MALAPPURAM	1215316.00 Dr	1693813.00	3388031.00	478902.00 Cr	2018-19
403010801182_DDP TRIVANDRUM	1579567.00 Dr	1138720.00	825402.00	1892885.00 Dr	2018-19
403010801183_DDP WAYANAD	465472.00 Dr	380948.00	785149.00	61271.00 Dr	2018-19
403010801229_Director of Panchayats	130354000.00 Dr			130354000.00 Dr	2018-19
403010801298_ETC Thaliparamba	1113015.00 Dr	812582.00	1762346	163251.00 Dr	2018-19
40301080133_ADC Alappuzha	585030.00 Dr	131328.00	278162.00	438196.00 Dr	2018-19
40301080136_ADC Kannur	429066.50 Dr	120696.00	453338.50	96424.00 Dr	2018-19
40301080137_ADC Kasargod	110700.00 Dr	66600.00	112925.00	64375.00 Dr	2018-19
40301080140_ADC Kozhikode	411481.00 Dr	133200.00	307314.00	237367.00 Dr	2018-19
40301080141_ADC Malappuram	1026012.00 Dr	169776.00	155111	1040677.00 Dr	2018-19
40301080142_ADC Palakkad	238838.00 Dr	144768.00	243825.00	139781.00 Dr	2018-19
40301080146_ADC Wayanad	132541.00 Dr	75523.00	165262.00	42802.00 Dr	2018-19
403010801482_I R M A	640810.00 Dr	6045		646855.00 Dr	2018-19
403010801513_Kerala Block Panchayat Association	646855.00 Dr			646855.00 Dr	2018-19
403010801541_KFRI Peechi	100000.00 Dr			100000.00 Dr	2018-19
403010801580_Manjeri Public Library Hall	34600.00 Dr			34600.00 Dr	2018-19
403010801660_NRLM Agali	918633.70 Dr	145797	3570.00	1060860.88 Dr	2018-19
403010801711_Principal, ETC Kottarakkara	3500000.00 Dr	600000.00	90984.00	4009016.00 Dr	2018-19
403010801724_Project Officer ST Development	4902.44 Dr			4902.44 Dr	2018-19
403010801756_Ram Biologicals KKD	123088.00 Dr			123088.00 Dr	2018-19
40301080176_ANERT, THRISSUR	2016617.00 Dr			2016617.00 Dr	2018-19
403010801867_SEUF-Trg CentreALP	17125.00 Dr			17125.00 Dr	2018-19
403010801921_Sreepuram Bishop House KNR	63763.00 Dr			63763.00 Dr	2018-19



403010801965_Thiroor Samskarika Samuchayam- MLPM	144100.00 Dr			144100.00 Dr	2018-19
Agriculture Officer Pinarayi Krishi Bhavan	40160.00 Dr			40160.00 Dr	2018-19
Aminity Centre, Pathanamthitta	200616.00 Dr			200616.00 Dr	2018-19
Block Programme Officer, MGNREGS	21712.00 Cr			21712.00 Cr	2018-19
Centre for Socio Economic & Environmental Studies	2060045.00 Dr			2060045.00 Dr	2018-19
Director Sports & Youth Affairs	90000.00 Dr			90000.00 Dr	2018-19
District Mission Co-Ordinator Kudumbasree Kollam	212000.00 Dr			212000.00 Dr	2018-19
District Mission Co-Ordinator Kudumbasree TVM	197000.00 Dr			197000.00 Dr	2018-19
DMC Athirappilly	33600.00 Dr			33600.00 Dr	2018-19
Erstwhile AHADS CCPRM Agali	434650.00 Dr			434650.00 Dr	2018-19
Hotel Munnar Black Forest	75600.00 Dr			75600.00 Dr	2018-19
JPC Palakkad	170080.00 Dr			170080.00 Dr	2018-19
JPC Pathanamthitta	44880.00 Dr			44880.00 Dr	2018-19
JPC Thrissur	18419.00 Dr			18419.00 Dr	2018-19
Kerala Development Plan	186577.00 Cr			186577.00 Cr	2018-19
Kerala Economic Association	70076.00 Dr			70076.00 Dr	2018-19
Kerala Lottery Welfare Board	18763.00 Dr			18763.00 Dr	2018-19
Kerala Police Thrissur	43933.76 Dr			43933.76 Dr	2018-19
Kerala State IT Mission	142236.00 Dr			142236.00 Dr	2018-19
NREGS Alappuzha	334000.00 Dr			334000.00 Dr	2018-19
NREGS Malappuram	1598470.00 Dr		1542390.00	56080.00 Dr	2018-19
Project Director PAU Kottayam	39161.00 Cr	575232	493021.00	43050.00 Dr	2018-19
Research Study-Sanitation Behaviour Among Fishermen	11500.00 Dr			11500.00 Dr	2018-19
Secretary District Panchaayth Kozhikkode	26000.00 Dr		1582	24418.00 Dr	2018-19
Secretary District Panchaayth Thrissur	135300.00 Dr		129150	6150.00 Dr	2018-19
Secretary District Panchayath Alappuzha	116963.00 Dr	4550	116963	4550.00 Dr	2018-19
Secretary Kollam District Panchaayth	15000.00 Dr			15000.00 Dr	2018-19
SIRD Odisha	324726.00 Dr			324726.00 Dr	2018-19
Thrissur District Labour Contract Society	9022524.00 Dr	211900.00	5943350.00	3291074.00 Dr	2018-19



**ACCOUNTING POLICIES AND NOTES TO AND FORMING PART OF ACCOUNTS OF  
KERALA INSTITUTE OF LOCAL ADMINISTRATION  
FOR THE YEAR ENDED 31<sup>st</sup> MARCH 2022**

**1. BASIS OF ACCOUNTING**

The financial statements of KILA are prepared on accrual basis as a going concern and in accordance with the generally accepted accounting principles. Revenue consist of income from various training programs conducted, Interest on Bank account, Grant in aid (non-plan) from State Government and income from room rent and rent training equipment and online programmes. Revenue from training programs are recognized at the time of completion of the respective programs and when it can be reliably measured and it is responsible to expect ultimate collection. Interest income from deposits are recognized on a time proportion basis taking in to account the amount of deposit outstanding and the rate of interest. Interest received on project fund is credited to the concerned project account.

**2. FIXED ASSETS**

Fixed assets are stated at cost less depreciation. All cost directly related to the acquisition and installation of fixed assets are capitalized and added to the respective heads.

**3. TRANSFER TO PENSION FUND**


Transfer of Income to Pension Fund from Training programs is on basis of G.O (M.S.No: 183/2014/LSGD dated. 24/10/14).

**4. DEPRECIATION**

Depreciation is provided on all fixed assets in written down value method at the rates specified in Income Tax Act 1961.

**5. PROJECT FUND ACCOUNTING POLICY**

Amount of grant received specifically for different projects are not credited to Income And Expenditure Account. These amounts are shown as creditors when grant is received and when expenditure incurred for the project are debited to creditors .After completion of project the amount if any lying in the balance of creditors is repaid back. Hence the receipt and expense of project fund will not reflect in Income And Expenditure Account.



**KERALA INSTITUTE OF LOCAL ADMINISTRATION (KILA), THRISSUR****INCOME AND EXPENDITURE ACCOUNT FOR THE YEAR ENDED 31ST MARCH 2022**

INCOME	Annexure	For the Year ended 31.03.2022	For the Year ended 31.03.2021
By Income from Training Programmes	A	7,07,42,207.10	8,87,69,614.65
By Grant from Government -Non Plan Fund	B	1,91,04,455.00	2,86,60,951.58
By Interest from Bank	C	76,48,733.00	37,94,179.92
By Other Income	D	42,94,938.98	28,05,760.50
<b>TOTAL</b>		<b>10,17,90,334.08</b>	<b>12,40,30,506.65</b>

EXPENDITURE	Annexure	For the Year ended 31.03.2022	For the Year ended 31.03.2021
To Administrative Expenses	E	6,75,62,048.00	6,83,63,736.00
To Office Expenses	F	39,63,508.93	33,77,564.77
To Training Expenses	G	1,10,17,430.00	2,96,23,981.65
To Other Expenses	H	68,41,237.16	70,74,732.23
To Depreciation	SH 6	2,11,55,677.00	1,92,80,610.00
To Excess of ( Expenditure over Income)/Excess of Income over Expenditure		(87,49,567.01)	(36,90,118.00)
<b>TOTAL</b>		<b>10,17,90,334.08</b>	<b>12,40,30,506.65</b>

As per our report of even date attached.

**For SGS & COMPANY**  
**CHARTERED ACCOUNTANTS**  
F.R.N. 0098395CA. GEO JOSE, F.C.A., D.I.S.A. (ICAI)  
Partner (M. No. 210057)

*Dr. Joy Elamon*  
**Dr. Joy Elamon**  
**DIRECTOR GENERAL**  
Kerala Institute of Local Administration (KILA)  
Mutamgunnathukavu PO, Thrissur-680581, Kerala  
Tel: +91 - 487-2201312

Place: Thrissur

Date: 13/10/2022

UDIN: 22210057AZOMHET674



**KERALA INSTITUTE OF LOCAL ADMINISTRATION (KILA), THRISSUR**

**ANNEXURES FORMING PART OF INCOME AND EXPENDITURE ACCOUNT**

Particulars	For the Year ended 31.03.2022	For the Year ended 31.03.2021
<b>ANNEXURE A</b>		
<b>Income from Training Programmes</b>		
<b>KILA HQ</b>		
Administrative charges	2,25,64,182.40	1,33,96,220.70
Faculty and staff time	31,45,604.25	14,33,517.00
Room rent & rent training equipments	83,54,334.00	9,62,724.00
Online Training Programmes	3,05,37,079.70	6,67,31,804.95
Online Platform Charges CHRD	3,400.00	40,23,087.00
Vehicle Charges	56,806.00	-
<b>Sub Total</b>	<b>6,46,61,406.35</b>	<b>8,65,47,353.65</b>
<b>KILA - Taxable Outward Supply (GST)</b>		
1010105_Administration Charges-Taxable	2,83,247.00	2,47,906.00
1010109_Fuel to Generator Taxable	15,900.00	5,850.00
1020102_Cost of Tender Form	6,200.00	1,200.00
1040101_Room Rent-Taxable	8,06,960.00	4,98,354.00
1040102_Daily Wages-Taxable	16,770.00	5,160.00
1040103_Faculty & Staff Time Taxable	29,02,407.00	5,62,500.00
1040104_Field Visit Expenses Taxable	-	1,81,676.00
1040105_Honorarium & T.A -Taxable	81,010.00	19,630.00
1040106_Mess Expenses-Taxable	7,81,853.00	2,36,616.00
1040107_Miscellaneous Income Taxable	17,434.00	1,43,000.00
1040108_Photostat Charges Collected-Taxable	4,662.50	4,589.00
1040109_Photo Taxable	4,031.25	-
1040110_Rent - Training Equipments-Taxable	2,88,115.00	48,500.00
1040111_Training Materials Taxable	82,410.00	50,630.00
1040112_Vehicle Charges-Taxable	67,455.00	77,579.00
1040113_Sale of Old News Paper	18,126.00	56,671.00
Development of Module -Taxable	1,50,000.00	
Mineral Water Taxable		2,650.00
Sale of Roof, Asbestose Taxable		73,000.00
Sale of Scrap	1,62,000.00	
Sales Nil Rated	1,250.00	6,750.00
<b>Sub Total</b>	<b>56,89,830.75</b>	<b>22,22,261.00</b>
<b>KILA Kottarakkara centre</b>		
Mess & Hostel Fee	9,670.00	-
Room rent & Rent Training Equipments CHRD	3,81,300.00	-
<b>Sub Total</b>	<b>3,90,970.00</b>	-
<b>Total</b>	<b>7,07,42,207.10</b>	<b>8,87,69,614.65</b>






**ANNEXURES FORMING PART OF INCOME AND EXPENDITURE ACCOUNT**

Particulars	For the Year ended 31.03.2022	For the Year ended 31.03.2021
<b>ANNEXURE B</b>		
<b>Grant from State Government -Non Plan Fund</b>		
<b>KILA HQ</b>		
Non Plan Fund (Govt of Kerala)	21,06,000.00	42,10,000.00
Govt Grant- Development of Centres Handed Over to Kila	43,56,455.00	44,87,951.58
<b>KILA Kottarakkara centre</b>		
Recurring Grant 2019-2020 (Govt of Kerala)		1,16,63,000.00
Recurring Grant 2020-2021 (Govt of India)	33,00,000.00	33,00,000.00
Recurring Grant 2021-2022 (Govt of India)	43,42,000.00	
Additional Grant KILA CHRD (Govt of Kerala)	50,00,000.00	50,00,000.00
<b>TOTAL</b>	<b>1,91,04,455.00</b>	<b>2,86,60,951.58</b>
<b>ANNEXURE C</b>		
<b>Interest from Bank</b>		
<b>KILA HQ</b>		
KILA HQ	68,19,552.00	30,18,520.00
Interest from Bank - KIIFB Project	3,24,515.00	4,14,045.00
KILA Kottarakkara centre	5,04,666.00	3,61,614.92
<b>TOTAL</b>	<b>76,48,733.00</b>	<b>37,94,179.92</b>
<b>ANNEXURE D</b>		
<b>Other Income</b>		
<b>KILA HQ</b>		
Accredited Agencies-Processing Fee	60,000.00	30,000.00
Miscellaneous Income	17,58,261.23	9,32,663.25
Fee for right information	2,532.00	972.00
Subscription fee	200.00	(100.00)
Photostat charges	69,808.75	94,084.25
UNDP Communication & Other Expenses		-
Quarters rent	3,36,646.00	3,06,335.00
Rent EDII	29,955.00	1,18,913.00
KIIFB cost of tender form	14,79,800.00	9,96,800.00
Consultancy Charges	15,000.00	-
Penalty / Late fee - KIIFB Project		75,000.00
Generator Fuel Charges	44,500.00	
<b>KILA Kottarakkara centre</b>		
Miscellaneous Income	4,45,406.00	1,16,720.00
Quarters Rent	47,000.00	55,000.00
Other Income CHRD		79,373.00
<b>KILA Agali centre</b>		
Miscellaneous Income - Agali	5,830.00	-
<b>TOTAL</b>	<b>42,94,938.98</b>	<b>28,05,760.50</b>



**ANNEXURES FORMING PART OF INCOME AND EXPENDITURE ACCOUNT**

Particulars	For the Year ended 31.03.2022	For the Year ended 31.03.2021
<b>ANNEXURE E</b>		
<b>Administrative Expenses</b>		
<b>KILA HQ</b>		
Salary and Allowances	4,26,91,349.00	4,98,73,967.00
Travelling allowances	2,54,919.00	1,60,214.00
Advertisement expenses	22,325.00	4,00,569.00
Audit fee	75,000.00	75,000.00
Internal Audit Fee	70,800.00	70,800.00
Security service charges	21,94,492.00	16,43,774.00
Legal charges & Professional Charges	97,000.00	53,500.00
Housekeeping of SAS	-	3,266.00
Consultancy Fee	89,500.00	34,700.00
License Fee	74,334.00	
Recruitment Expenses		1,01,620.00
<b>KILA Kottarakkara centre</b>		
Salary & Allowances	1,89,24,278.00	1,55,31,001.00
Travelling Expenses-Staff	12,563.00	31,614.00
Electricity & Water Supply Expenditure		3,83,711.00
<b>KILA Agali Centre</b>		
Daily Wages	20,07,325.00	
Security service charges	10,48,163.00	
<b>TOTAL</b>	<b>6,75,62,048.00</b>	<b>6,83,63,736.00</b>
<b>ANNEXURE F</b>		
<b>Office Expenses</b>		
<b>KILA HQ</b>		
Maintenance - Vehicles	5,20,497.00	1,93,225.00
Electricity Charges	14,28,139.00	10,57,765.00
GC / EC Meeting Expenses	4,308.00	6,482.00
Miscellaneous Expense	62,932.03	
Postage ,Telephone & Internet charges	6,76,650.54	1,98,253.51
Bed Sheet, Pillow Cover, Etc.	75,250.00	
KILA Integration Expenses	4,06,677.00	4,16,613.00
Trivandrum Regional Centre Exps	13,217.00	1,15,003.00
<b>KILA Agali Centre</b>		
Vehicle Maintenance-	53,799.00	1,13,414.00
Electricity Charges	3,17,191.00	3,43,014.00
Telephone Charges	12,132.36	6,882.26
News Paper & Periodicals	6,000.00	6,453.00
Office Expenses - Agali	2,42,943.00	8,52,681.00
<b>KILA Kottarakkara centre</b>		
Subscriptions & Periodicals	32,758.00	26,018.00



**ANNEXURES FORMING PART OF INCOME AND EXPENDITURE ACCOUNT**

Particulars	For the Year ended 31.03.2022	For the Year ended 31.03.2021
Postage and Courier Charge	13,300.00	-
Printing & Stationary	38,980.00	20,979.00
Telephone Charges	8,327.00	9,674.00
Advertisement Expenses	48,384.00	9,532.00
Cleaning Charges	2,024.00	1,576.00
Recruitment Exps		-
<b>TOTAL</b>	<b>39,63,508.93</b>	<b>33,77,564.77</b>

**ANNEXURE G**

**Training Expenses**

**KILA HQ**

Honorarium and T.A	6,129.00	32,853.00
KILA Journal		40,827.00
Printing and Stationary	80,413.00	1,83,409.00
Bed Sheet, Pillow Cover, Etc.		23,940.00
Washing Charges	1,94,728.00	32,901.00
Cable Connection Expenses	1,87,565.00	2,61,381.00
Mess expense	7,89,779.00	2,25,356.00
Photo & Recreation expense	18,786.00	35,047.00
Vehicle charges		63,426.00
Field Visit Expenses	-	44,176.00
Online training expense	58,798.00	2,07,05,969.00
Training Materials	5,66,269.00	
Mineral Water	62,733.00	

**KILA Kottarakkara centre**

Honorarium and T.A	4,72,375.00	2,26,500.00
Cable Connection Charges CHRD	28,230.00	19,360.00
Cleaning Exps-Hostel CHRD	20,048.00	9,421.00
Mess Expenses CHRD	14,77,161.00	78,859.00
Campus Maintenance Charges- CHRD	4,56,144.00	14,96,100.00
Loss on Demolition of Quarters CHRD		15,02,979.65
Online video documentation charges CHRD	15,900.00	1,83,620.00
Photo Expenses CHRD	4,600.00	
Training Exps of CHRD	14,38,835.00	-
Travelling Expense CHRD	5,69,330.00	
Online training expense CHRD	45,69,607.00	44,57,857.00
<b>TOTAL</b>	<b>1,10,17,430.00</b>	<b>2,96,23,981.65</b>

**ANNEXURE H**

**Other Expenses**

**KILA**

Annual Maintenance Charges	3,71,938.00	-
----------------------------	-------------	---



**ANNEXURES FORMING PART OF INCOME AND EXPENDITURE ACCOUNT**

Particulars	For the Year ended 31.03.2022	For the Year ended 31.03.2021
Bank Charges	1,60,334.90	46,979.32
Building Tax & water charges	46,297.96	43,642.26
Momentos	20,000.00	-
Membership fee	54,727.30	1,00,600.50
Newspaper and Periodicals	1,09,630.00	1,08,707.00
Inspection Fee	1,12,565.00	65,595.00
KILA Day Expense		57,908.00
Panchayat day expense	97,034.00	7,040.00
Campus Maintenance Charges	9,33,117.00	15,81,769.00
Cleaning Charges	40,156.00	
Repairs & Maintenance	31,79,407.00	8,50,520.00
Miscellaneous expenses		49,601.15
Uniform		-
Accredited Agencies Expenses		12,034.00
Exhibition		-
Covid -19 Expenses	1,58,000.00	8,28,834.00
Garden Maintenance	1,580.00	
Uniform	22,386.00	
Accredited Agencies Expenses	8,776.00	
FCRA Registration Renewal	11,600.00	
Inaugration Expense	1,48,872.00	
Processing Fee	25,000.00	
KILA Journal	42,850.00	
<b>KILA Kottarakkara centre</b>		
Fuel vehicle		3,64,165.00
Repair & maintenance Vehicle	1,15,165.00	2,01,156.00
Repair & maintenance Equipments	18,000.00	68,519.00
Repair & maintenance - Others	1,76,732.00	4,024.00
Repair & maintenance Building	77,517.00	49,747.00
Repair & maintenance Plant & machinery	1,33,138.00	-
Office Expense	24,592.00	
Electricity Charges	4,37,111.00	
Courier Charges	4,900.00	
Miscellaneous Charges	8,693.00	
<b>KILA Agali Centre</b>		
Repair & maintenace	12,100.00	53,900.00
Campus Maintenance	2,89,018.00	16,31,166.00
Security Service.Charges		9,48,825.00
<b>TOTAL</b>	<b>68,41,237.16</b>	<b>70,74,732.23</b>



**KERALA INSTITUTE OF LOCAL ADMINISTRATION (KILA), THRISSUR**

**BALANCE SHEET AS ON 31ST MARCH 2022**

LIABILITY	SCH	As on 31.03.2022	As on 31.03.2021
Capital Contribution	1	42,26,46,827.70	41,30,99,408.70
Grant from State Government	2	50,67,17,800.37	50,21,64,733.27
Deemed University -Corpus Fund	3	24,17,54,506.00	23,07,19,565.00
Current Liabilities	4	47,35,96,306.73	45,78,13,085.36
Other Liabilities	5	56,81,405.00	59,41,594.00
<b>TOTAL</b>		<b>1,65,03,96,845.80</b>	<b>1,60,97,38,386.33</b>
<b>ASSETS</b>			
		<b>As on 31.03.2022</b>	<b>As on 31.03.2021</b>
Fixed Assets	6	28,36,43,632.03	25,50,91,508.12
Capital Work in progress	7	6,11,94,324.00	5,41,46,143.00
Current Assets	8	1,22,76,82,020.38	1,23,13,73,432.83
<b>Excess of Expenditure over Income</b>			
Opening Balance		6,91,27,302.38	6,54,37,184.38
Add/(Less) : Excess of Expenditure over Income/ (Excess of Income over Expenditure )		87,49,567.01	36,90,118.00
Closing Balance		7,78,76,869.39	6,91,27,302.38
<b>TOTAL</b>		<b>1,65,03,96,845.80</b>	<b>1,60,97,38,386.33</b>

As per our report of even date attached.

**For SGS & COMPANY**  
**CHARTERED ACCOUNTANTS**  
**F.R.N/0095895**

**CA. GEO JOB, F.C.A., D.I.S.A. (ICAI)**  
**Partner (M. No. 210057)**



Place: Thrissur

Date: 13/10/2022

**Dr. Joy Elamon**  
**DIRECTOR GENERAL**  
 Kerala Institute of Local Administration (KILA)  
 Mulangunnathukavu PO, Thrissur-680581, Kerala  
 Tel: +91 - 487-2201312

UDIN: 22210057A20MHE7674.



**KERALA INSTITUTE OF LOCAL ADMINISTRATION (KILA), THRISSUR**

**SCHEDULES FORMING PART OF BALANCE SHEET**

Particulars	As on 31.03.2022		As on 31.03.2021	
<b>Schedule 1</b>				
<b>Capital Contribution</b>				
Contribution from Municipality		8,10,000.00		8,10,000.00
Contribution from Panchayat		1,88,36,500.00		1,88,36,500.00
Corpus Fund	10,67,48,228.00		9,00,95,701.00	
Add: Net of Interest Received	28,17,628.00	10,95,65,856.00	1,66,52,527.00	10,67,48,228.00
Corpus fund SDC	2,92,73,473.00		2,77,34,550.00	
Add: Interest Received	15,99,279.00		16,75,374.00	
Add: Interest accrued on SDC Corpus Fund	10,67,722.00		10,43,805.00	
Less: Utilisations	19,63,483.00	2,99,76,991.00	11,80,256.00	2,92,73,473.00
Grant from Central Govt.		17,83,09,325.00		17,83,09,325.00
SIRD capital fund	2,81,73,696.24		2,81,73,696.24	
Add: Additions	-	2,81,73,696.24	-	2,81,73,696.24
Capital Contribution - Agali		3,39,22,853.46		3,39,22,853.46
Capital Contribution - Women Hostel	1,70,25,333.00	2,30,51,606.00	1,67,90,000.00	1,70,25,333.00
Add: Interest Received	60,26,273.00		2,35,333.00	
<b>TOTAL</b>		<b>42,26,46,827.70</b>		<b>41,30,99,408.70</b>
<b>Schedule 2</b>				
<b>Grant from State Govt.</b>				
<b>KILA</b>				
Opening balance b/d	46,96,55,379.27		42,34,92,517.00	
Add: Additions	22,88,33,450.00		21,67,23,345.48	
Less: amount Utilised for the year	22,50,80,165.90	47,34,08,663.37	17,05,60,483.21	46,96,55,379.27
<b>SIRD</b>	1,00,00,000.00			
Grant utilised balance	-			
Non Recurring Grant	-			
As Per last Balance Sheet	-		1,00,00,000.00	
Add: Interest Received	-			
Less: Settlement	-	1,00,00,000.00		1,00,00,000.00
Non Recurring TSST		32,646.00		32,646.00
Project-Activity Mapping		30,776.00		30,776.00
Research Gender Audit Fund		15,982.00		15,982.00
Thirunelly Project		7,89,806.00		10,00,000.00
MGNREGS Training Fund	1,94,81,594.00			
As Per last Balance Sheet			2,10,29,188.00	
Add: Interest Received				
Less: MGNREGS Training Expenses	3,60,168.00	1,91,21,426.00	15,47,594.00	1,94,81,594.00



**SCHEDULES FORMING PART OF BALANCE SHEET**

Particulars	As on 31.03.2022		As on 31.03.2021	
<b>MGNREGS- Evaluation Study</b>	<b>4,48,417.00</b>			
As Per last Balance Sheet	-		4,48,417.00	
Fund Received	-		-	
Less : Expense During the year	-	4,48,417.00	-	4,48,417.00
<b>IWMP Training Fund</b>	<b>6,44,811.00</b>			
As Per last Balance Sheet	-		8,12,416.00	
Less : Expense During the year	-	6,44,811.00	1,67,605.00	6,44,811.00
<b>Lab to Land- IEC Activities</b>		<b>9,30,082.00</b>		<b>9,30,082.00</b>
<b>Lab to Land- Training Programme</b>	<b>88,599.00</b>			
As Per last Balance Sheet			88,599.00	
Less: Expenses During the year		88,599.00		88,599.00
<b>Project Preparation (Kerala)</b>		<b>18,00,000.00</b>		<b>18,00,000.00</b>
<b>PMAY G MASON TRG Fund</b>	-			
As Per last Balance Sheet			11,50,095.00	
Fund Received			-	
Less: Expenses During the year			11,50,095.00	-
<b>RURBAN Fund</b>	<b>(8,37,261.00)</b>			
As Per last Balance Sheet			1,70,447.00	
Fund Received				
Add: Interest Received	15,93,750.00			
Less: Expenses During the year	63,814.00	6,92,675.00	10,07,708.00	(8,37,261.00)
<b>Training Fund SAGY</b>		<b>3,46,355.00</b>		<b>3,46,355.00</b>
<b>NIRD Fund CHR D</b>				
As Per last Balance Sheet	- 2,99,944.00		(6,057.00)	
Fund Received	99,336.00		30,925.00	
Less:Expense	40,300.00	- 2,40,908.00	3,24,812.00	(2,99,944.00)
<b>Water Shed Project</b>				
As Per last Balance Sheet	- 3,86,700.00		7,01,100.00	
Add : Fund Received	4,800.00			
Less:Expense	60,800.00	- 3,30,700.00	10,87,800.00	(3,86,700.00)
<b>Training SSA Kollam</b>				
Fund Received				
Less:Expense		1,29,000.00		1,29,000.00
<b>RMSA Kollam</b>				
Fund Received				
Less:Expense		2,45,400.00		2,45,400.00
<b>Trg Fund-BRGF_CHRD</b>				
Settlement		7,42,912.00		7,42,912.00



**SCHEDULES FORMING PART OF BALANCE SHEET**

Particulars	As on 31.03.2022		As on 31.03.2021	
<b>Water Shed - CHRD</b>				
Settlement	- 10,53,837.00		(6,73,637.00)	
Less: Expense	2,74,827.00	(13,28,664.00)	3,80,200.00	(10,53,837.00)
<b>SAKSHAM NIRD</b>				
As Per last Balance Sheet	- 8,49,478.00		(8,49,478.00)	
Less: Expense		- 8,49,478.00	-	(8,49,478.00)
<b>TOTAL</b>		<b>50,67,17,800.37</b>		<b>50,21,64,733.27</b>
<b>Schedule 3</b>				
<b>Deemed University - Corpus Fund</b>				
Opening balance b/d	23,07,19,565.00		21,82,05,456.00	
Add: Net Interest Received	1,10,34,941.00	24,17,54,506.00	1,25,14,109.00	23,07,19,565.00
<b>TOTAL</b>		<b>24,17,54,506.00</b>		<b>23,07,19,565.00</b>






**KERALA INSTITUTE OF LOCAL ADMINISTRATION (KILA), THRISSUR**

**SCHEDULES FORMING PART OF BALANCESHEET**

Particulars	Sub SCH	As on 31.03.2022	As on 31.03.2021
<b>Schedule 4</b>			
<b>Current Liabilities</b>			
Gratuity payable		1,35,91,380.00	1,11,52,616.00
Pension Fund Payable		7,30,37,319.00	7,21,41,660.00
GPF Payable		1,83,93,419.00	1,42,35,495.00
Sundry Creditors	I	34,53,52,761.25	33,87,31,361.46
Outstanding expenses	II	1,30,52,568.48	1,11,04,415.90
TDS Payable		37,51,338.00	6,98,664.00
CHRD current liabilities	III	18,28,191.00	31,65,221.00
Centre for Urban Governance - Urban Chair		10,83,933.00	31,13,187.00
BFT Fund CHRD		34,70,465.00	34,70,465.00
Relief Fund KILA		33,391.00	-
Retirement Contribution		1,541.00	-
<b>TOTAL</b>		<b>47,35,96,306.73</b>	<b>45,78,13,085.36</b>
<b>Schedule 5</b>			
<b>Other Liabilities</b>			
Earnest money deposit		2,68,717.00	2,56,487.00
Retention money		48,36,239.00	10,95,183.00
Security Deposit		2,26,449.00	1,96,144.00
Subscription fee received in advance		-	200.00
Salary Defferment		-	43,580.00
EMD KIIFB Project		3,50,000.00	43,50,000.00
<b>TOTAL</b>		<b>56,81,405.00</b>	<b>59,41,594.00</b>
<b>Schedule 7</b>			
<b>Work in Progress</b>			
Energy Efficiency Plan		65,94,323.00	65,94,323.00
Library Automation		-	1,44,335.00
Museum on Decentralisation		-	25,18,891.00
Renovation of Existing Kitchen		57,55,916.00	48,21,043.00
Renovation of GH		2,21,42,097.00	2,21,42,097.00
Renovation of Quarters		94,59,295.00	94,59,295.00
Renovation of computer lab		-	6,05,164.00
Renovation of Auditorium		1,02,11,967.00	20,83,309.00
Water Tank		70,30,726.00	57,77,686.00
<b>TOTAL</b>		<b>6,11,94,324.00</b>	<b>5,41,46,143.00</b>
<b>Schedule 8</b>			
<b>Current Asset</b>			
Sundry Debtors	IV	19,92,96,028.48	22,66,52,266.89
Bank Accounts KILA & SIRD	V	18,39,08,104.01	22,65,13,351.95
Deposits	VI	61,12,39,808.00	55,82,85,622.00
Cash in Hand KILA & SIRD	VII	18.00	18.00
Stock -Training Materials		22,71,556.00	42,65,084.00
Stock of Chemicals- Agali		10,000.00	10,000.00
Advance for Land		12,84,00,000.00	12,84,00,000.00
Interest Accrued		2,01,61,704.00	2,52,13,408.00
LIC-Gratuity Fund		1,35,88,686.00	1,11,52,616.00
TDS Receivable		1,31,96,099.00	1,10,90,544.00
Grant Receivable From State Govt.		9,62,000.00	9,62,000.00
Advance to employees		92,000.00	1,605.00
KILA GPF Loan		8,70,600.00	11,78,950.00
Earnest Money Deposit -Gas Connection		14,400.00	14,400.00



**SCHEDULES FORMING PART OF BALANCESHEET**

Particulars	Sub SCH	As on 31.03.2022	As on 31.03.2021
KIIFB Project Expenses		3,68,32,923.89	1,31,58,813.99
Prepaid Expenses		64,294.00	1,10,217.00
SIRD Current assets(deposits & advances)	VIII	1,67,62,799.00	2,43,53,536.00
RECURRING GRANT -STATE SHARE 18-19 Receivable CHR D		11,000.00	11,000.00
<b>TOTAL</b>		<b>1,22,76,82,020.38</b>	<b>1,23,13,73,432.83</b>




# KERALA INSTITUTE OF LOCAL ADMINISTRATION (KILA), THRISSUR

Fixed Assets Statement as on 31.03.2022

## Schedule - 6


SL.NO	Particulars	Rate %	WDV as on 01.04.2021	Additions		Deductions	Total	Depreciation	WDV as on 31.03.2022
				More than Six Months	Less than Six Months				
<b>KILA</b>									
							10,29,231.00	-	10,29,231.00
1	Art Gallery	0%	10,29,231.00						
2	Construction of Football Ground	0%	36,289.00	88,473.00	90,001.00	-	2,14,763.00	-	2,14,763.00
3	Land at Cost	0%	10,44,50,499.00	2,03,10,213.00	-	-	12,47,60,712.00	-	12,47,60,712.00
4	Borewell	0%	-	-	89,548.00	-	89,548.00	-	89,548.00
	<b>Sub-total</b>		<b>19,55,16,019.00</b>	<b>2,03,98,686.00</b>	<b>1,79,549.00</b>	<b>-</b>	<b>12,60,94,254.00</b>	<b>-</b>	<b>12,60,94,254.00</b>
<b>10% BLOCK</b>									
<b>KILA</b>									
1	Acoustic Treatment of Auditorium	10%	33,673.59	-	-	-	33,673.59	3,367.00	30,306.59
2	Asset 1994-95	10%	29,376.75	-	-	-	29,376.75	2,938.00	26,438.75
3	Bio Park	10%	4,10,795.00	-	-	-	4,10,795.00	41,080.00	3,69,715.00
4	Bird Watching Centre	10%	1,66,616.70	-	-	-	1,66,616.70	16,662.00	1,49,954.70
5	Building	10%	6,46,46,195.69	-	5,00,000.00	-	6,51,46,195.69	64,89,620.00	5,86,56,575.69
6	Building-Generator Shed & Building Schooler Shed	10%	77,942.04	-	-	-	77,942.04	7,794.00	70,148.04
7	Compound Wall	10%	12,14,370.23	-	-	-	12,14,370.23	1,21,437.00	10,92,933.23
8	Construction of Dining Hall	10%	21,91,196.49	-	-	-	21,91,196.49	2,19,120.00	19,72,076.49
9	Construction of Lift Room	10%	9,57,437.00	-	-	-	9,57,437.00	95,744.00	8,61,693.00
10	Construction of Store Room	10%	23,00,582.55	-	-	-	23,00,582.55	2,30,058.00	20,70,524.55
11	Electrical Equipments	10%	17,10,531.00	-	-	-	17,10,531.00	1,71,053.00	15,39,478.00
12	Electrical Fittings	10%	19,51,601.76	-	-	-	19,51,601.76	1,95,160.00	17,56,441.76
13	Electrification Work DG Paneling	10%	25,29,942.00	-	-	-	25,29,942.00	2,52,994.00	22,76,948.00
14	Electronic Items	10%	38,806.07	-	-	-	38,806.07	3,881.00	34,925.07
15	Fitness Centre-Kila	10%	4,02,934.55	-	-	-	4,02,934.55	40,293.00	3,62,641.55
16	Formation of Road to Library	10%	11,94,167.76	-	-	-	11,94,167.76	1,19,417.00	10,74,750.76
17	Furniture & Fittings	10%	74,13,142.67	-	26,413.00	-	74,39,555.67	7,42,635.00	66,96,920.67
18	Name Board	10%	81,475.01	-	-	-	81,475.01	8,148.00	73,327.01
19	Open Forum	10%	66,341.16	-	-	-	66,341.16	6,634.00	59,707.16
20	Quarters	10%	1,63,168.38	-	-	-	1,63,168.38	16,317.00	1,46,851.38
21	Rain Water Harvesting Units	10%	2,78,276.62	-	-	-	2,78,276.62	27,828.00	2,50,448.62
22	Renovation of Class Room	10%	1,52,507.00	-	-	-	1,52,507.00	15,251.00	1,37,256.00
23	Renovation of Computer Lab	10%	1,10,262.00	-	6,05,164.00	-	7,15,426.00	41,284.00	6,74,142.00
24	Roofing Work Generator at SAS	10%	1,12,522.06	-	-	-	1,12,522.06	11,252.00	1,01,270.06
25	Statue	10%	86,119.68	-	-	-	86,119.68	8,612.00	77,507.68
26	Thinkers Retreat Centre	10%	17,005.20	-	-	-	17,005.20	1,701.00	15,304.20
27	Renovation Of Quarters	10%	9,30,263.00	-	-	-	9,30,263.00	93,026.00	8,37,237.00
28	Mattress & Pillows	10%	-	-	8,45,544.00	2,33,469.00	6,12,075.00	42,277.00	5,69,798.00
							9,10,10,903.96		
<b>AHADS CCPRM</b>									
<b>Building</b>									
29	Administrative Block Agali	10%	52,49,992.85	-	-	-	52,49,992.85	5,24,999.00	47,24,993.85
30	Approach Road Agali	10%	6,49,592.06	-	-	-	6,49,592.06	64,959.00	5,84,633.06
31	Canteen Agali	10%	37,741.22	-	-	-	37,741.22	3,774.00	33,967.22
32	CNC Wiring Agali	10%	1,22,840.62	-	-	-	1,22,840.62	12,284.00	1,10,556.62
33	Compound Wall Agali	10%	68,792.71	-	-	-	68,792.71	6,879.00	61,913.71
34	Govt. body and Library Agali	10%	8,75,184.47	-	-	-	8,75,184.47	87,518.00	7,87,666.47
35	Hostel - Men's and Women's Agali	10%	20,10,227.33	-	-	-	20,10,227.33	2,01,023.00	18,09,204.33
36	Pressure Filter room Agali	10%	6,17,807.98	-	-	-	6,17,807.98	61,781.00	5,56,026.98




37	Quarters - Directors, JPD, DPD, DPD Bachelor, AD Family, AD Bachelors, Officers, Office Assistants	10%	68,43,772.45	-	-	-	68,43,772.45	6,84,377.00	61,59,395.45
38	Renovation of Kitchen Agali	10%	32,69,640.00	-	-	-	32,69,640.00	3,26,964.00	29,42,676.00
39	Training Hall Agali	10%	9,45,090.31	-	-	-	9,45,090.31	94,509.00	8,50,581.31
40	Water Supply System Agali	10%	1,07,966.93	-	-	-	1,07,966.93	10,797.00	97,169.93
41	Water Testing Laboratory Agali	10%	13,59,475.00	-	-	-	13,59,475.00	1,35,948.00	12,23,527.00
42	Roof Top Conference Hall to Admn Block CHRD	10%	-	-	1,00,00,000.00	-	1,00,00,000.00	5,00,000.00	95,00,000.00
	<b>Furniture &amp; Fixtures</b>								
43	Almirah- Steel, Wooden(81Nos) Agali	10%	42,072.25	-	-	-	42,072.25	4,207.00	37,865.25
44	Beds(147Nos) Agali	10%	50,902.50	-	-	-	50,902.50	5,090.00	45,812.50
45	Chairs - Steel, Wooden & Plastic(953Nos) Agali	10%	1,14,692.55	-	-	-	1,14,692.55	11,469.00	1,03,223.55
46	Computer Table(59Nos) Agali	10%	12,258.50	-	-	-	12,258.50	1,226.00	11,032.50
47	Cot - Iron, Wooden(168Nos) Agali	10%	80,509.75	-	-	-	80,509.75	8,051.00	72,458.75
48	Fan - Wall, Ceiling(183Nos) Agali	10%	44,600.00	-	-	-	44,600.00	4,460.00	40,140.00
49	Locker Agali	10%	3,462.00	-	-	-	3,462.00	346.00	3,116.00
50	Racks - Steel, Wooden(72Nos) Agali	10%	13,972.62	-	-	-	13,972.62	1,397.00	12,575.62
51	Sofa(10Nos) Agali	10%	2,077.00	-	-	-	2,077.00	208.00	1,869.00
52	Stools(22Nos) Agali	10%	1,142.75	-	-	-	1,142.75	114.00	1,028.75
53	Table - Steel, Wooden, (244Nos) Agali	10%	59,143.00	-	-	-	59,143.00	5,914.00	53,229.00
	<b>CHRD</b>								
54	ACADEMIC BLOCK CHRD	10%	14,01,474.98	-	-	-	14,01,474.98	1,40,147.00	12,61,327.98
55	AQUARIUM CHRD	10%	6,396.22	-	-	-	6,396.22	640.00	5,756.22
56	BORE WELL CHRD	10%	10,208.84	-	-	-	10,208.84	1,021.00	9,187.84
57	Building- CHRD	10%	10,05,622.95	-	6,34,773.00	-	16,40,395.95	1,32,301.00	15,08,094.95
58	COIRMATS CHRD	10%	9,624.84	-	-	-	9,624.84	962.00	8,662.84
59	DRAW WELL CHRD	10%	21,266.55	-	-	-	21,266.55	2,127.00	19,139.55
60	Electrical Equipments- CHRD	10%	3,41,205.23	-	-	-	3,41,205.23	34,121.00	3,07,084.23
61	Electrical Fittings CHRD	10%	1,17,433.04	-	-	-	1,17,433.04	11,743.00	1,05,690.04
62	FURNITURE CHRD	10%	15,79,430.01	-	-	-	15,79,430.01	1,57,943.00	14,21,487.01
63	GIS Lab- CHRD	10%	7,40,919.42	-	-	-	7,40,919.42	74,092.00	6,66,827.42
64	HOSTEL BUILDING CHRD	10%	55,25,712.71	-	-	-	55,25,712.71	5,52,571.00	49,73,141.71
65	Library Building CHRD	10%	28,87,508.03	-	-	-	28,87,508.03	2,88,751.00	25,98,757.03
66	Staff Quarters-CHRD	10%	2,94,954.93	-	-	-	2,94,954.93	29,495.00	2,65,459.93
67	WATER SUPPLY SYSTEM CHRD	10%	3,88,499.98	-	-	-	3,88,499.98	38,850.00	3,49,649.98
68	Furniture and Fixtures	10%	66,150.00	-	-	-	66,150.00	6,615.00	59,535.00
	<b>Sub total</b>		<b>12,62,46,616.63</b>		<b>1,26,11,894.00</b>	<b>2,33,469.00</b>	<b>22,96,35,945.50</b>	<b>1,32,55,256.00</b>	<b>12,53,69,785.54</b>
	<b>15% Block</b>								
	<b>KILA</b>								
1	250 KVA Diesel Generator	15%	20,46,205.00	-	-	-	20,46,205.00	3,06,931.00	17,39,274.00
2	Air Conditioner	15%	2,20,358.74	3,59,920.00	-	-	5,80,278.74	87,042.00	4,93,236.74
3	Bicycle	15%	21,132.50	-	-	-	21,132.50	3,170.00	17,962.50
4	CCTV	15%	1,64,876.97	1,59,393.00	34,987.00	-	3,59,256.97	51,265.00	3,07,991.97
5	Disposer Machine	15%	28,442.64	-	-	-	28,442.64	4,266.00	24,176.64
6	EPABX Cabling	15%	2,12,075.25	-	-	-	2,12,075.25	31,811.00	1,80,264.25
7	Fire Fighting Equipments	15%	6,93,956.60	74,334.00	-	74,334.00	6,93,956.60	1,15,244.00	5,78,712.60
8	Garden Equipments	15%	3,956.92	-	-	-	3,956.92	594.00	3,362.92
9	Intercom	15%	12,501.59	-	-	-	12,501.59	1,875.00	10,626.59
10	Kitchen Equipments	15%	2,44,023.47	22,43,153.00	-	-	24,87,176.47	3,73,076.00	21,14,100.47
11	LCD Projector	15%	2,10,015.23	-	-	-	2,10,015.23	31,502.00	1,78,513.23
12	Leak Proofing SAS	15%	22,50,900.00	-	-	-	22,50,900.00	3,37,635.00	19,13,265.00
13	Machinery	15%	13,40,543.48	-	82,471.00	-	14,23,014.48	2,07,267.00	12,15,747.48
14	Mobile Phone - Hand Set	15%	10,775.20	17,798.00	-	-	28,573.20	4,286.00	24,287.20
15	Office Automation	15%	7,31,892.56	-	-	-	7,31,892.56	1,09,784.00	6,22,108.56
16	Photocopier	15%	1,90,561.35	-	-	-	1,90,561.35	28,584.00	1,61,977.35
17	Rain Water Harvesting Units	15%	1,11,194.50	-	-	-	1,11,194.50	16,679.00	94,515.50



18	Strapping Machine	15%	35,255.00	-	-	-	35,255.00	5,288.00	29,967.00
19	Television	15%	8,56,054.79	-	-	-	8,56,054.79	1,28,408.00	7,27,646.79
20	Training Equipments	15%	23,781.87	-	-	-	23,781.87	3,567.00	20,214.87
21	Vehicle	15%	2,25,591.91	-	-	-	2,25,591.91	33,839.00	1,91,752.91
22	Water Fountain	15%	2,07,589.41	-	-	-	2,07,589.41	31,138.00	1,76,451.41
23	Water Heater	15%	6,688.32	-	-	-	6,688.32	1,003.00	5,685.32
24	Water Treatment Plant	15%	2,33,909.00	-	-	-	2,33,909.00	35,086.00	1,98,823.00
25	Aerobic Compost Unit	15%	1,87,094.00	-	-	-	1,87,094.00	28,064.00	1,59,030.00
26	Solar Plant	15%	47,13,135.00	-	-	-	47,13,135.00	7,06,970.00	40,06,165.00
	<b>CHRD</b>								
27	AC- CHRD	15%	2,47,679.43	-	-	-	2,47,679.43	37,152.00	2,10,527.43
28	ALUMINIUM LADDER CHRD	15%	30.93	-	-	-	30.93	5.00	25.93
29	BILLING MACHINE CHRD	15%	482.78	-	-	-	482.78	72.00	410.78
30	Bio Gas Plant-CHRD	15%	1,04,657.07	-	-	-	1,04,657.07	15,899.00	88,958.07
31	BPL VCR CHRD	15%	8.42	-	-	-	8.42	1.00	7.42
32	BUS KL2-W2485 CHRD	15%	83,489.39	-	-	-	83,489.39	12,523.00	70,966.39
33	CABLE TV Network CHRD	15%	6,779.77	-	-	-	6,779.77	1,017.00	5,762.77
34	CYCLE CHRD	15%	1.77	-	-	-	1.77	-	1.77
35	DIESEL GENERATOR CHRD	15%	247.10	-	-	-	247.10	37.00	210.10
36	DIGITEL CAMERA CHRD	15%	25,579.08	-	-	-	25,579.08	3,837.00	21,742.08
37	Disposer Machine CHRD	15%	32,058.00	-	-	-	32,058.00	4,809.00	27,249.00
38	DTP SYSTEM CHRD	15%	2,461.32	-	-	-	2,461.32	369.00	2,092.32
39	DUPLICATING MACHINE CHRD	15%	9.74	-	-	-	9.74	1.00	8.74
40	ELECTRIC IRON CHRD	15%	10,930.71	-	-	-	10,930.71	1,640.00	9,290.71
41	Electronic Equipment - CHRD	15%	22,166.00	-	-	-	22,166.00	3,325.00	18,841.00
42	ELECTRONIC STENCIL CUTTER CHRD	15%	25.93	-	-	-	25.93	4.00	21.93
43	ELECTRONIC WHITE BOARD CHRD	15%	27,725.75	-	-	-	27,725.75	4,159.00	23,566.75
44	EPABX-CHRD	15%	8,980.85	-	-	-	8,980.85	1,347.00	7,633.85
45	FAX MACHINE CHRD	15%	4,947.70	-	-	-	4,947.70	742.00	4,205.70
46	FLY CATCHER CHRD	15%	1,493.33	-	-	-	1,493.33	224.00	1,269.33
47	Generator- CHRD	15%	4,34,506.23	-	-	-	4,34,506.23	65,176.00	3,69,330.23
48	HOSTEL EQUIPMENTS CHRD	15%	10,643.02	-	-	-	10,643.02	1,596.00	9,047.02
49	INCILINATOR CHRD	15%	10,157.63	-	-	-	10,157.63	1,524.00	8,633.63
50	INDICA CAR CHRD	15%	19,360.14	-	-	-	19,360.14	2,904.00	16,456.14
51	INVERTER EQUIPMENT CHRD	15%	485.66	-	-	-	485.66	73.00	412.66
52	Kitchen Equipments-CHRD	15%	33,678.60	31,860.00	-	-	65,538.60	9,831.00	55,707.60
53	LCD- CHRD	15%	10,978.90	-	-	-	10,978.90	1,647.00	9,331.90
54	LCD Projector CHRD	15%	27,387.50	-	-	-	27,387.50	4,108.00	23,279.50
55	LIGHTENING ARRESTER CHRD	15%	25,559.29	-	-	-	25,559.29	3,834.00	21,725.29
56	MIKE SYSTEM CHRD	15%	195.21	-	-	-	195.21	29.00	166.21
57	MULTI DVD CHRD	15%	694.51	-	-	-	694.51	104.00	590.51
58	MULTIMEDIA CHRD	15%	33,338.58	-	-	-	33,338.58	5,001.00	28,337.58
59	PHOTOCOPY MACHINE CHRD	15%	18,599.45	-	-	-	18,599.45	2,790.00	15,809.45
60	PRINTER CHRD	15%	396.42	-	-	-	396.42	59.00	337.42
61	PROJECTOR KELTRON CHRD	15%	4,448.40	-	-	-	4,448.40	667.00	3,781.40
62	PUBLIC ADDRESSING SYSTEM CHRD	15%	21,396.67	-	-	-	21,396.67	3,210.00	18,186.67
63	PUMPSET & ACCESSORIES CHRD	15%	35,496.59	-	-	-	35,496.59	5,324.00	30,172.59
64	REFRIGERATOR CHRD	15%	2,751.31	-	-	-	2,751.31	413.00	2,338.31
65	Resiagraph-CHRD	15%	68,513.70	-	-	-	68,513.70	10,277.00	58,236.70
66	STILL CAMERA CHRD	15%	36.25	-	-	-	36.25	5.00	31.25
67	TAPE RECORDER CHRD	15%	48.00	-	-	-	48.00	7.00	41.00
68	TATA SUMO CHRD	15%	14,709.42	-	-	-	14,709.42	2,206.00	12,503.42
69	TELEVISION SET CHRD	15%	12,520.91	-	-	-	12,520.91	1,878.00	10,642.91
70	TV STAND CHRD	15%	3,474.43	-	-	-	3,474.43	521.00	2,953.43
71	TYPEWRITER CHRD	15%	49.33	-	-	-	49.33	7.00	42.33
72	UPS SYSTEM CHRD	15%	2,07,054.82	-	-	-	2,07,054.82	31,058.00	1,75,996.82



73	UTENCILS CHR D	15%	89.25	-	-	-	89.25	13.00	10.25	
74	VC ROOM AND EQUIPMENT CHR D	15%	1,54,179.38	-	-	-	1,54,179.38	23,127.00	1,31,052.38	
75	VIDEO CONFERENCING SYSTEM CHR D	15%	58,336.72	-	-	-	58,336.72	8,751.00	49,585.72	
76	VOLTAGE STABILIZER CHR D	15%	15.30	-	-	-	15.30	2.00	13.30	
77	WATER COOLER CHR D	15%	7.33	-	-	-	7.33	1.00	6.33	
78	Water Heater CHR D	15%	4,103.58	-	-	-	4,103.58	616.00	3,487.58	
79	WEIGHING MACHINE CHR D	15%	3.11	-	-	-	3.11	-	3.11	
80	WET GRINDER CHR D	15%	7.33	-	-	-	7.33	1.00	6.33	
81	WOOD CUTTER CHR D	15%	4,871.11	-	-	-	4,871.11	791.00	4,140.11	
82	XUV VEHICLE CHR D	15%	6,12,291.81	-	-	-	6,12,291.81	91,844.00	5,20,447.81	
83	XYLO CAR CHR D	15%	1,00,783.96	-	-	-	1,00,783.96	15,118.00	85,665.96	
<b>AHADS CCPRM</b>										
<b>Electronic Equipments</b>										
84	Sound Box(23Nos) Agali	15%	3,266.94	-	-	-	3,266.94	490.00	2,776.94	
85	UPS(9Nos) Agali	15%	3,834.19	-	-	-	3,834.19	575.00	3,259.19	
86	Battery(26Nos) Agali	15%	12,497.50	-	-	-	12,497.50	1,875.00	10,622.50	
87	LCD Projector(5Nos) Agali	15%	14,202.25	-	-	-	14,202.25	2,130.00	12,072.25	
88	UPS - Agali	15%	78,493.25	-	-	-	78,493.25	11,774.00	66,719.25	
<b>Lab Equipments</b>										
89	Marshal 200D 4WD - 2001 Agali	15%	56,806.00	-	-	-	56,806.00	8,521.00	48,285.00	
<b>Other Equipments</b>										
90	Gas Cylinder Agali	15%	426.69	-	-	-	426.69	64.00	362.69	
91	Induction Cooker Agali	15%	426.69	-	-	-	426.69	64.00	362.69	
92	Fridge Agali	15%	1,136.50	-	-	-	1,136.50	170.00	966.50	
93	Gas Stove(3Nos) Agali	15%	1,278.06	-	-	-	1,278.06	192.00	1,086.06	
94	Fire Extinguishers(3Nos) Agali	15%	1,703.75	-	-	-	1,703.75	256.00	1,447.75	
95	Water Filter(4Nos) Agali	15%	2,272.00	-	-	-	2,272.00	341.00	1,931.00	
96	Weighing Machine(3Nos) Agali	15%	2,556.12	-	-	-	2,556.12	383.00	2,173.12	
97	Water Tank Agali	15%	2,840.25	-	-	-	2,840.25	426.00	2,414.25	
98	Elec. Motor Agali	15%	5,686.75	-	-	-	5,686.75	853.00	4,833.75	
99	Washing Machine ( 3Nos) Agali	15%	8,804.87	-	-	-	8,804.87	1,321.00	7,483.87	
100	Machinery - Agali	15%	24,805.50	-	2,05,368.00	-	2,30,173.50	19,123.00	2,11,050.50	
101	Solar Panel (32Nos) Agali	15%	18,178.00	-	-	-	18,178.00	2,727.00	15,451.00	
<b>Vehicles</b>										
102	Bajaj Bike Agali	15%	1,703.75	-	-	-	1,703.75	256.00	1,447.75	
103	Tata Sumo - 1997 Agali	15%	19,881.75	-	-	-	19,881.75	2,982.00	16,899.75	
104	Armada Grand 4WD - 2001 Agali	15%	42,604.75	-	-	-	42,604.75	6,391.00	36,213.75	
105	Lab Equipments- Agali	15%	56,806.00	-	-	-	56,806.00	8,521.00	48,285.00	
106	Jeep MDI Turbo-2008 Agali	15%	85,209.50	-	-	-	85,209.50	12,781.00	72,428.50	
107	Scorpio SLX - 2008 Agali	15%	85,209.50	-	-	-	85,209.50	12,781.00	72,428.50	
108	Bolero SLX - 2008 Agali	15%	1,13,613.00	-	-	-	1,13,613.00	17,042.00	96,571.00	
109	Royal Enfield Bikes ( 8Nos) Agali	15%	1,36,336.00	-	-	-	1,36,336.00	20,450.00	1,15,886.00	
<b>Sub total</b>			<b>1,82,74,015.78</b>	<b>28,86,458.00</b>	<b>3,22,826.00</b>	<b>74,334.00</b>	<b>2,14,08,965.78</b>	<b>31,98,279.00</b>	<b>1,82,10,686.78</b>	
<b>40% Block</b>										
<b>KILA</b>										
1	Bio-Gas Plant	40%	182.74	-	-	-	182.74	73.00	109.74	
2	Computers	40%	22,31,905.77	24,650.00	6,88,451.00	-	29,45,006.77	10,40,313.00	19,04,693.77	
3	Library Automation	40%	1,52,162.00	49,300.00	2,65,035.00	-	4,66,497.00	1,33,592.00	3,32,905.00	
4	Library Books & Journals	40%	10,26,888.12	9,97,659.00	4,63,055.00	-	24,87,602.12	9,02,430.00	5,85,172.12	
5	Museum on Decentralisation	40%	41,493.00	-	1,11,67,763.00	1,48,872.00	1,10,60,384.00	22,50,150.00	88,10,234.00	
6	Software	40%	73,015.00	-	1,09,150.00	-	1,82,165.00	51,036.00	1,31,129.00	





CHRD									
7	COMPUTER & ACCESSORIES. CHRD	40%	4,397.58	-	-	-	4,397.58	1,759.00	2,638.58
8	Computer-CHRD	40%	4,46,326.00	-	-	-	4,46,326.00	1,78,530.00	2,67,796.00
9	COMPUTER KELTRON CHRD	40%	368.62	-	-	-	368.62	147.00	221.62
10	COMPUTR-UB CHRD	40%	198.08	-	-	-	198.08	79.00	119.08
11	LAPTOP & LENOVA CHRD	40%	285.96	-	-	-	285.96	114.00	171.96
12	Library Books-CHRD	40%	76,076.44	-	-	-	76,076.44	30,431.00	45,645.44
<b>AHADS CCPRM</b>									
<b>Computers &amp; Accessories</b>									
13	Computer- Desktop(47Nos) Agali	40%	36,547.00	-	-	-	36,547.00	14,619.00	21,928.00
14	Library Book - Agali	40%	2,444.40	-	-	-	2,444.40	978.00	1,466.40
15	Printer- Lazer, Inkjet (7Nos) Agali	40%	1,901.00	-	-	-	1,901.00	760.00	1,141.00
Sub total			40,94,191.71	10,71,609.00	1,26,93,454.00	1,48,872.00	1,77,10,382.71	46,05,811.00	1,31,05,371.71
<b>II nd stage Development- Kila</b>									
1	Building	10%	8,73,553.00	-	-	-	8,73,553.00	87,355.00	7,86,198.00
2	Furniture	10%	65,822.00	-	-	-	65,822.00	6,582.00	59,240.00
3	Electrical Fittings	15%	11,189.00	-	-	-	11,189.00	1,678.00	9,511.00
4	Lift	15%	1,130.00	-	-	-	1,130.00	170.00	960.00
5	Machinery	15%	8,971.00	-	-	-	8,971.00	1,346.00	7,625.00
Sub total			9,60,665.00	-	-	-	9,60,665.00	97,131.00	8,63,534.00
Grant total			25,50,91,508.12	2,43,56,753.00	2,58,07,723.00	4,56,675.00	39,58,10,212.99	2,11,55,677.00	28,36,43,632.03

  
**Dr. Joy Elamon**  
 DIRECTOR GENERAL  
 Kerala Institute of Local Administration (KILA)  
 Mulamgunnathukavu PO, Thrissur-680581, Kerala  
 Tel: +91 - 487-2201312



**For SGS & COMPANY**  
**CHARTERED ACCOUNTANTS**  
**F.R.N. 0091895**

  
**CA. GEO JOB, F.C.A., D.I.S.A. (ICAI)**  
 Partner (M. No.210057)



UDN : 22210057AZOMHE7674

**KERALA INSTITUTE OF LOCAL ADMINISTRATION, THRISSUR**

**SUB - SCHEDULES TO SCHEDULES FORMING PART OF BALANCESHEET**

SUB-SCHEDULES	As on 31.03.2022	As on 31.03.2021
<b>Sub Schedule I</b>		
<b>SUNDRY CREDITORS</b>		
Project TQM ISO	19,92,873.00	61,91,470.00
301010209-Town Planning Devt Plan-Project Cell	1,91,974.00	1,86,507.00
301010204_MGP-Replication Project	-	3,91,178.00
NIRD-SRP DRP Trg-Project MGNREGS	10,76,625.00	10,76,625.00
Project District Plan Comparison	2,43,516.00	2,43,516.00
301010207_Project Jagratha Samithi	14,71,377.00	14,30,623.00
30101020101_Project - Asset Management	-	36,04,557.00
Suchitwa Mission- Swachh Bharath Mission	62,42,585.00	66,90,632.00
301010205_Panchayat Sashaktikaran Abhiyan (PSA)	16,91,64,256.05	16,89,90,008.05
4030108011019_Visit of Himachal Pradesh Team	6,58,776.00	-
403010801984_UNDP-Consultancy Projects	5,25,003.00	5,25,003.00
403010801729_Project Watershed Development Plan	1,31,500.00	1,31,500.00
403010801528_Kerala State Bio Diversity Board	68,421.12	68,421.12
403010801730_Project Watershed Devt Plan	50,000.00	50,000.00
403010801637_National Panchayat Day Celebration	26,318.00	26,318.00
Block Programme Officer, MGNREGS	21,712.00	21,712.00
NIPCCD Bangalore	-	2,939.00
Workers Welfare Fund	1,81,612.00	13,150.00
Project - Mahila Kissan Saktheekaran Abhiyan MKS	7,74,22,906.00	7,99,30,528.00
3010104_Central Asst-Empowrment & Accoun Tability	1,11,15,968.00	1,09,32,651.00
3010105_Central Assistance Training-RGSY	2,66,91,553.08	2,45,67,095.00
UNEP - Eco DRR Project	-	1,30,274.00
UNDP IHRML Project 2	6,10,890.00	1,24,355.29
Rehabilitation Council of India(Inservice Trg )	-	24,02,400.00
Project Disaster Management	54,569.00	-
DPO, SSK Kollam	1,30,499.00	1,30,499.00
E Governance Trg ( Joint Labour Commissioner)	9,255.00	9,255.00
Exposure Visit From Kangra Dist(Him Prd)	1,28,623.00	1,28,623.00
Rurban Project - Lakshadeep	7,69,782.00	3,21,597.00
KIIFB Outward Supply	3,37,57,625.00	3,04,00,000.00
Deepak A D	-	9,925.00
25 Years-PPC-Sangamam	84,37,483.00	-
Capacity Building of LF- Assam ( DALF)	4,65,769.00	-
MoPR -Evaluation Study of Incentivization of Panchayats Scheme	4,02,500.00	-
NIUA-KILA_Project ITCN	89,964.00	-
Preparation of ESSA Addendum for the proposed Resilient Kerala Program Additional Financing (AF)	64,619.00	-
Project NCRMP	36,83,095.00	-
Project- Present Status Rural LGS in Non Part Ar	7,30,096.00	-
Project Sankalp	1,77,330.00	-
Rebuild of Kerala Initiative- Kerala Climate Resilient Programme- Programme for Results	1,63,833.00	-





**SUB -SCHEDULES TO SCHEDULES FORMING PART OF BALANCESHEET**

SUB-SCHEDULES	As on 31.03.2022	As on 31.03.2021
UNICEF- Localising SDG for Child Rights	10,72,350.00	-
UNICEF-Project -Child Budgeting Karnataka	8,06,625.00	-
Up-Scaling Community Resilience-EcoDRR UNEP	- 1,55,226.00	-
Project National Commission for Women- CHRD	6,25,915.00	-
<b>TOTAL</b>	<b>34,53,52,761.25</b>	<b>33,87,31,361.46</b>
<b>Sub Schedule II</b>		
<b>OUTSTANDING EXPENSES</b>		
Outstanding Paybles	85,43,236.18	47,80,383.44
Audit Fee Payable	67,500.00	75,000.00
Salary Payable	28,70,133.00	53,31,014.00
Honarium & TA payable	-	7,15,424.00
GI Arrear Payable	16,295.00	37,120.00
Internal Audit Fee Payable	63,720.00	35,400.00
Duties & Taxes	4,08,946.30	1,30,074.46
Salary Payable -CHRD	10,82,738.00	-
<b>TOTAL</b>	<b>1,30,52,568.48</b>	<b>1,11,04,415.90</b>
<b>Sub Schedule III</b>		
<b>CHRD CURRENT LIABILITIES</b>		
Balance Payable under SGSY	2,85,968.00	2,85,968.00
Balance Payable under TSST	13,926.00	13,926.00
Earnest Money Deposit	79,417.00	79,417.00
Security Deposit	39,540.00	39,540.00
Interest on HBA CHRD	2,41,037.00	2,41,037.00
EPF Payable -CHRD	-	81,124.00
GIS Payable CHRD	-	10,100.00
GPF Payable CHRD	-	63,620.00
HBA Payable CHRD	-	9,275.00
LIC Payable CHRD	-	13,166.00
Loan Recovery Payable CHRD	-	33,300.00
SLI Payable CHRD	-	11,150.00
Rurban Thirunelly Expenses	- 1,15,295.00	
Rurban- Lakshadweep- ICAP	3,21,598.00	3,21,598.00
AHADS CCPRM (Erstwhile) Fund Payable	9,62,000.00	19,62,000.00
<b>TOTAL</b>	<b>18,28,191.00</b>	<b>31,65,221.00</b>
<b>Sub Schedule IV</b>		
<b>SUNDRY DEBTORS</b>		
403010801298_ETC Thaliparamba	1,63,251.00	11,13,015.00
Aminity Centre, Pathanamthitta	2,00,616.00	2,00,616.00
403010801855_Secretary, Kozhikkode Corporation	2,028.00	2,028.00
403010801724-Project Officer ST Development	4,902.44	4,902.44
403010801295_EMS Chair Hall, Malappuram	2,549.00	2,549.00
Research Study-Sanitation Behaviour Among Fishermen	11,500.00	11,500.00



**SUB -SCHEDULES TO SCHEDULES FORMING PART OF BALANCESHEET**

<b>SUB-SCHEDULES</b>	<b>As on 31.03.2022</b>	<b>As on 31.03.2021</b>
DMC Athirappilly	33,600.00	33,600.00
403010801111_BDO, Koyipuram	7,750.00	7,750.00
40301080146_ADC Wayanad	42,802.00	1,32,541.00
403010801117_Block Prog Officer, Attapady (NREGS)	9,160.34	9,160.34
403010801170_DDP ALAPPUZHA	3,04,654.00	13,92,750.00
403010801629_Municipality of Kannur	10,000.00	10,000.00
Director ILDM Trivandrum	-	2,10,000.00
Secretary, Block Panchayath, Thalassery	-	14,000.00
Secretary Kollam District Panchaayth	15,000.00	15,000.00
Hosana Mount Kottayam	-	(19,547.00)
Kerala Lottery Welfare Board	18,763.00	18,763.00
403010801217_DII - YMCA, Aluva	23,200.00	23,200.00
403010801830_Secretary, Andoorkonam GP	23,700.00	23,700.00
403010801174_DDP KASARGODE	36,579.00	6,98,463.00
Secretary District Panchaayth Kozhikkode	24,418.00	26,000.00
403010801154_Convenor, SLTG	26,283.00	26,283.00
403010801846Secretary, Kasargod District Panchayath	29,250.00	29,250.00
403010801207_DII-People Service Society,Palakkad	29,655.00	29,655.00
403010801183_DDP WAYANAD	61,271.00	4,65,472.00
403010801580_Manjeri Public Library Hall	34,600.00	34,600.00
403010801541_KFRI Peechi	1,00,000.00	1,00,000.00
Agriculture Officer Pinarayi Krishi Bhavan	40,160.00	40,160.00
Kerala Police Thrissur	43,933.76	43,933.76
403010801887_SEUF Trg CentreALP	17,125.00	17,125.00
403010801113Bhaskaran,Secretary,Vishu Vaniba Sangam	47,000.00	47,000.00
Secretary Oachira Block Panchayath	48,000.00	48,000.00
Secretary Anchal Block Panchayath	-	73,388.00
403010801178_DDP MALAPPURAM	(4,78,902.00)	12,15,316.00
403010801853_Secretary, Kollam Corporation	-	54,500.00
403010801921_Sreepuram Bishop House KNR	63,763.00	63,763.00
403010801558_Kudumbasree NRO	68,124.00	68,124.00
Kerala Economic Association	70,076.00	70,076.00
Hotel Munnar Black Forest	75,600.00	75,600.00
403010801235_Director State Social Audit Cell	75,975.00	75,975.00
403010801472_Industrial Promotion Beauru	83,255.00	83,255.00
Director Sports & Youth Affairs	90,000.00	90,000.00
403010801847_Secretary, Kattakada GP, TVM	95,700.00	95,700.00
403010801176_DDP KOTTAYAM	7,19,364.00	9,17,422.00
Secretary District Panchayath Alappuzha	4,550.00	1,16,963.00
403010801838_Secretary District Panchaayth	1,19,640.00	1,19,640.00
Secretary Kottayam District Panchayath	-	2,61,340.00
403010801756_Ram Biologicals. KKD	1,23,088.00	1,23,088.00
403010801653_N I R D, Hyderabad	3,64,135.00	3,64,135.00
403010801840_Secretary District Panchayath Wayanad	1,36,296.00	1,36,296.00
403010801844_Secretary, Idukki District Panchayath	1,36,660.00	1,36,660.00
Kerala State IT Mission	1,42,236.00	1,42,236.00
403010801965_Thiroor Samskarika Samuchayam-MLPM	1,44,100.00	1,44,100.00
403010801182_DDP TRIVANDRUM	18,92,885.00	15,79,567.00
403010801153Cnvr IMG Staff Welfare Fund Committee	1,53,325.00	1,53,325.00



**SUB -SCHEDULES TO SCHEDULES FORMING PART OF BALANCESHEET**

<b>SUB-SCHEDULES</b>	<b>As on 31.03.2022</b>	<b>As on 31.03.2021</b>
40301080138_ADC Kollam	-	1,82,938.00
Secretary District Panchayath Thrissur	6,150.00	1,35,300.00
403010801126_CDD Society	1,83,645.00	1,83,645.00
403010801771_Renewal Centre, Ernakulam	1,85,150.00	1,85,150.00
40301080107_DPO, Kottayam		30,975.00
40301080103_DPO, Idukki	1,46,306.00	2,99,080.00
403010801575_Malabar Theological College, MLPM	2,06,000.00	2,06,000.00
JPC Pathanamthitta	44,880.00	44,880.00
403010801839_Secretary District PanchayathPTA	-	2,25,240.00
403010801010_DPO, Palakkad		(3,525.00)
MGNREGS Kannur	-	(2,29,325.00)
Project Director PAU Kottayam	43,050.00	(39,161.00)
40301080140_ADC Kozhikode	2,37,367.00	4,11,481.00
NREGS Alappuzha	3,34,000.00	3,34,000.00
4030108011021_Visit of Jharkhand Team	3,41,434.00	3,41,434.00
NREGS Kollam	(1,53,812.00)	(1,53,812.00)
JPC Thrissur	18,419.00	18,419.00
40301080133_ADC Alappuzha	4,38,196.00	5,85,030.00
Centre for Socio Economic & Environmental Studies	20,60,045.00	20,60,045.00
JPC Palakkad	1,70,080.00	1,70,080.00
Erstwhile AHADS CCPRM Agali	4,34,650.00	4,34,650.00
403010801617_M/s KUHAS and SHSRC Kerala	4,62,508.08	4,62,508.08
SIRD Odisha	3,24,726.00	3,24,726.00
NREGS Malappuram	56,080.00	15,98,470.00
403010801165_CPWD Thrissur	-	5,00,000.00
40301080139_ADC Kottayam	-	6,93,704.00
403010801482_I R M A	6,46,855.00	6,40,810.00
403010801513_Kerala Block Panchayat Association	6,46,855.00	6,46,855.00
40301080142_ADC Palakkad	1,39,781.00	2,38,838.00
40301080145_ADC Trivandrum	-	1,83,063.00
District Mission Co-Ordinator Kudumbasree Kollam	2,12,000.00	2,12,000.00
403010801660_NRLM Agali	10,60,860.88	9,18,633.70
40301080136_ADC Kannur	96,424.00	4,29,066.50
403010801884_Service Tax-Deposites	-	22,63,000.00
40301080141_ADC Malappuram	10,40,677.00	10,26,012.00
403010801711_Principal, ETC Kottarakkara	40,09,016.00	35,00,000.00
403010801733_PWD Electrical Division, TSR	40,31,923.00	40,31,923.00
Thrissur District Labour Contract Society	39,29,836.00	90,22,524.00
403010801734_PWD Electronics Division, Thrissur	50,00,000.00	50,00,000.00
40301080176_ANERT, THRISSUR	20,16,617.00	20,16,617.00
403010801171_Kerala Electrical & Allied Engg.	78,80,877.00	78,80,877.00
403010801229_Director of Panchayats	13,03,54,000.00	13,03,54,000.00
K K Ravi	-	5,071.00
DDP KOLLAM	6,02,445.00	4,82,277.00
DDP THRISSUR	(1,65,886.00)	27,331.00
DII - IRTC ,Palakkad	-	(14,927.00)
ADC Ernakulam	50,537.00	2,51,775.00
ADC Pathanamthitta	16,840.00	1,81,765.00
ADC Thrissur	-	1,77,704.00



**SUB -SCHEDULES TO SCHEDULES FORMING PART OF BALANCESHEET**

SUB-SCHEDULES	As on 31.03.2022	As on 31.03.2021
Manoharan M ( Co-Ordinator KTYM)	23,801.00	35,049.00
Retnakaran.E.P	2,667.00	12,930.00
Secretary Manjeswaram BP	(1,50,000.00)	(1,50,000.00)
Administrative Trg Institute- Lakshwadweep	(8,58,000.00)	(8,58,000.00)
Aluva Muncippality	-	(14,125.00)
Aravind GS	5,233.00	5,233.00
Balagopal K, Dist Co-Ordinator WYD	37,240.00	41,965.00
Dist.Suchitwa Mission - Ernakulam	6,000.00	13,500.00
Dist. Suchitwa Mission Idukki	2,912.00	2,912.00
Dist. Suchitwa Mission Kasargode	-	78,006.00
Dist. Suchitwa Mission - Kollam	3,377.00	3,377.00
Dist. Suchitwa Mission - Kottayam	2,850.00	1,60,050.00
Dist. Suchitwa Mission Kozhikkode	1,52,963.00	1,52,963.00
Dist. Suchitwa Mission - Palakkad	1,500.00	1,500.00
Dist. Suchitwa Mission - Pathanamthitta	2,070.00	1,25,945.00
Dist. Suchitwa Mission - Thrissur	5,402.00	5,402.00
Dist. Suchitwa Mission - Wayanadu	-	33,140.00
Exposure Visit of Jammu & Kashmir-BDC	20,469.04	20,469.04
John C P - Co-Orinator- PKD	-	5,361.00
Kerala Police Sports & Youth Welfare Society	32,500.00	32,500.00
Padmanabhan P V- KSGD Co-Ordinator	-	12,131.00
Santhoshkumar - CM-PMU KILA KIIFB Project	-	50,000.00
Sudhakaran V V Dist Co-Ordinator, TSR	-	9,774.00
TKM College of Engineering Kollam	58,000.00	58,000.00
Vasu M K Dist Co-Ordinator PTA	-	4,054.00
Anthikkad GP	(22,940.00)	(22,940.00)
Anthoor Muncippality	-	(17,200.00)
Areekode GP	(4,600.00)	(4,600.00)
Attingal Muncippality	-	(21,893.00)
Azim Premji University	-	(2,43,076.00)
Cherppulassery Muncippality	-	(27,175.00)
Cherthala Muncippality	-	(18,918.00)
Cherukavu GP	(20,300.00)	(20,300.00)
Chittur Thathamangalam Muncippality	(19,915.00)	(19,915.00)
DD Economics & Stasisitcs KNR	-	(32,481.00)
DD Economics & Statistics-PKD	-	(16,530.00)
DIKSHA FOUNDATION	(1,500.00)	(1,53,910.00)
East Eleri GP	(34,580.00)	(34,580.00)
Employment Exchange Agali	(7,735.00)	(7,735.00)
Feroke Muncippality	-	(30,223.00)
Iratty Muncippality	-	(27,345.00)
Kalamassery Muncippality	-	(33,250.00)
Kattappana Muncippality	-	(15,300.00)
Kayamkulam Muncippality	-	(21,930.00)
Kodungallur Muncippality	-	(7,800.00)
Kodunvalli Muncippality	-	(17,416.00)
Kothamangalam Muncippality	-	(25,925.00)
Kottakkal Muncippality	-	(17,750.00)
Kottayam Muncippality	-	(32,300.00)



**SUB -SCHEDULES TO SCHEDULES FORMING PART OF BALANCESHEET**

<b>SUB-SCHEDULES</b>	<b>As on 31.03.2022</b>	<b>As on 31.03.2021</b>
Kudumbasree Thrissur	(92,267.46)	(1,49,109.00)
Kumarakom GP	(8,100.00)	(8,100.00)
Malappuram Municippality	-	(19,785.00)
Manjery Municippality	-	(45,075.00)
Mattannur Municippality	-	(16,500.00)
Palakkad Municippality	-	(22,425.00)
Pala Municippality	-	(15,425.00)
Pallarimangalam GP	(26,380.00)	(26,380.00)
Payyannur Municippality	-	(24,300.00)
Perumbavoor Municippality	-	(16,013.00)
Piravam Municippality	-	(3,454.00)
Poothadi GP	(42,460.00)	(42,460.00)
Punallur Municippality	-	(21,245.00)
Registrar Co-Operative Society. Trivandrum	(1,31,663.00)	(1,43,750.00)
Sreekantapuram Municippality	-	(23,050.00)
Subhash Chandran Dist Facilitator TVM	-	(9,726.00)
Tanur Municippality	-	(26,335.00)
Thachampara GP	(4,600.00)	(4,600.00)
Thalassery Municippality	-	(35,277.00)
Thirumittakkode GP	(24,380.00)	(24,380.00)
Thiruvalla Municippality	-	(19,430.00)
Thrikkakkara Municippality	-	(36,575.00)
Thrippunithra Municippality	-	(28,400.00)
Vadavannur GP	(15,200.00)	(15,200.00)
Valanchery Municippality	-	(17,630.00)
Varkkala Municippality	-	(15,500.00)
Vorkady GP	(12,000.00)	(12,000.00)
Vorkady GP	-	(29,403.00)
Secretary Vadakara BP	117.00	117.00
Noorjahan CHRD	750.00	500.00
Shahul Hameed Dist. Co-Ord Idukki	-	59,207.00
Secretary-Tirurangadi BP	-	835.00
Secretary Kilimanur BP	891.00	891.00
Secretary Kunnathanam GP	-	1,046.00
DD Economics & Statistics WYD	-	(1,215.00)
SRC Kozhikkode	1,900.00	1,900.00
Premlal-District Co-Ordinator Kollam	-	6,400.00
Visit of Ladakh	(3,385.36)	(3,385.36)
Secretary-Elamdesam BP	-	-
Secretary Muthuthala GP	-	3,446.00
Solaris Hotels Indore	3,625.00	3,625.00
403010801180_DDP PATAHANAMTHITTA	3,31,763.00	8,87,080.00
Retnakaran P V, Kannur	45,658.00	50,708.00
Secretary Wadakkenchery GP	-	5,396.00
Secretary Vamanapuram BP	6,142.00	6,142.00
403010801173_DDP KANNUR	3,79,946.00	13,73,105.00
Jayaraj P, Dist Facilitator ALP	-	(9,120.00)
Secretary, Chambakulam BP	6,454.00	6,454.00
Secretary Ambalapuzha BP	-	7,852.00



**SUB -SCHEDULES TO SCHEDULES FORMING PART OF BALANCESHEET**

SUB-SCHEDULES	As on 31.03.2022	As on 31.03.2021
Secretary Kozhikkode BP	-	7,979.00
Secretary- Vazhoor BP	-	8,116.00
403010801179_DDP PALAKKAD	13,71,932.00	17,19,754.00
Secretary Vadavukode BP	-	8,898.00
Secretary-Wandoor BP	801.00	8,999.00
EVM Leisure Holidays & Resorts Pvt Ltd	9,000.00	9,000.00
403010801917_Sreedharan P P-Co.-Koothuparamba LAC	9,124.00	9,124.00
Secretary, Nileswaram BP	-	9,124.00
Secretary Veliyanad BP	9,124.00	9,124.00
Secretary Ambalapara GP	(14,305.00)	(14,305.00)
Secretary-Vengara BP	9,576.00	1,597.00
Secretary, Mukhathala BP	9,824.00	9,824.00
Secretary Karadukka BP	-	10,054.00
Secretary Nedumkandam BP	10,054.00	10,054.00
Manager, Hassan Marikkar Hall	10,100.00	10,100.00
Secretary Vaniyamkulam GP	-	10,391.00
Secretary-Chenganur BP	(4,516.00)	10,984.00
Secretary Thalassery BP	25,238.00	11,238.00
Secretary, Pallom BP	-	11,327.00
Secretary Munnar BP	-	11,914.00
Secretary Thiruvallur GP	12,315.00	12,315.00
Secretary- Kannur BP	13,191.00	13,191.00
Secretary, Kalliassery BP	-	9,999.00
4030108011011_Visit of Andra Pradesh Team	(13,969.02)	(13,969.02)
Secretary Thodannur BP	-	(40.00)
Secretary Kappur GP	-	16,361.00
Secretary Peravoor BP	-	5,729.00
Secretary Arimpur GP	-	17,096.00
Secretary Chirayinkeezhu BP	17,220.00	17,220.00
Secretary Kunnamangalam BP	-	17,715.00
Secretary-Uzhavoor BP	10.00	18,047.00
Secretary Parassla BP	-	(170.00)
Secretary Malampuzha GP	6.00	18,611.00
Secretary Mathur GP	-	18,611.00
Secretary Vellinezgy GP	-	18,611.00
Secretary Perumpadappu BP	-	(1,570.00)
MAM Distributors	-	(7,826.00)
Secretary Elappully GP	-	20,141.00
403010801177_DDP KOZHICODE	1,17,307.00	(21,410.00)
Secretary-Devikulam BP	-	21,780.00
Secretary Varkala BP	-	22,267.00
Secretary Koppam GP	-	22,391.00
Secretary Kottopadam GP	-	13,700.00
Secretary Kozhinjampara GP	-	22,391.00
Secretary Mankara GP	(4,700.00)	17,691.00
Secretary PallassnaGP	-	8,951.00
Secretay Kongad Gp	-	22,391.00
Secretary Koyilandy Municipality	-	23,022.00
Secretary-Manjeswar BP	(36.00)	23,729.00



**SUB - SCHEDULES TO SCHEDULES FORMING PART OF BALANCESHEET**

SUB-SCHEDULES	As on 31.03.2022	As on 31.03.2021
Secretary Melady BP	16,809.00	24,709.00
Secretary Lalam BP	-	24,784.00
403010801172_DDP IDUKKI	2,25,514.00	9,33,093.00
Secretary Oachira BP	61,846.00	61,846.00
Secretary Kanjiramputha GP	-	26,171.00
Secretary-Kalikavu BP	-	10,175.00
Secretary, Sasthamkotta BP	8,976.00	8,976.00
Secretary-Areekode BP	27,283.00	27,283.00
Secretary Mavelikkara BP	27,727.00	27,727.00
Secretary Kanjikuzhy BP	27,792.00	27,792.00
Secretary Pattanakadu BP	-	28,000.00
Secretary Kunnummal BP	18,149.00	29,029.00
Secretary-Thalikulam BP	6,311.00	6,311.00
Secretary, Anthikkad BP	-	29,585.00
Secretary Panamaram BP	-	29,588.00
Javahar Coperative Bhavan Employee Welfare Society	30,000.00	30,000.00
Secretary Alathur BP	-	9,884.00
Secretary Nenmara BP	9,091.00	30,049.00
403010801191_DII - AMOS CENTRE, Kottayam	-	(31,473.00)
Iconic Hospitality	31,650.00	31,650.00
Secretary Kasargod BP	(2,321.00)	31,699.00
403010801225_Director,Chaithanaya Pastoral Centre	32,475.00	32,475.00
Secretary Pampakuda BP	33,587.00	33,587.00
Secretary Vaikom BP	-	13,998.00
Mascot Beach Resort Kannur	34,000.00	34,000.00
Secretary-Mallappally BP	-	35,256.00
District Mission Co-Ordinator Kudumbasree Pathanamt	-	(36,768.00)
Secretary-Mankada BP	31,710.00	31,710.00
Secretary Vellanad BP	-	37,824.00
Secretary-Ettumanoor BP	14,769.00	14,769.00
Secretary-Kanjirappally BP	37,988.00	37,988.00
Secretary Puthunagaram GP	-	41,002.00
Secretary Panthalayani BP	18,089.00	44,642.00
Secretary Mullassery BP	-	44,769.00
Secretary Ottapalam BP	-	21,028.00
Secretary Ranni BP	36,346.00	36,346.00
Secretary Thrithala BP	26,359.00	26,359.00
Secretary Irinjalakuda BP	-	22,387.00
Secretary Kuttipuram BP	28,103.00	28,103.00
Secretary Kondotty BP	49,323.00	49,323.00
403010801267_District Literacy Mission, Wayanad	(50,496.00)	(50,496.00)
Secretary Paravur BP	28,694.00	50,884.00
Secretary Sreekrishnapuram BP	32,050.00	64,115.00
Secretary Pampady BP	-	12,792.00
403010801683_Padanakkad Good Sheperd Church, KSGD	53,850.00	53,850.00
Secretary Malappuram BP	-	499.00
Secretary-Pandalam BP	-	18,781.00
Secretary Nilambur BP	61,248.00	61,248.00
403010801171_DDP ERNAKULAM	(4,16,725.00)	12,25,675.00



**SUB - SCHEDULES TO SCHEDULES FORMING PART OF BALANCESHEET**

SUB-SCHEDULES	As on 31.03.2022	As on 31.03.2021
403010801102_Asrnam Training College- Idukki	62,864.00	62,864.00
Secretary Chowannur BP	-	49,168.00
Secretary-Parakkadavu BP	64,944.00	64,944.00
403010801700_Photoman Digital Studio	-	(1,631.00)
Vatika Himalayan Resort-Sikkim	66,936.00	66,936.00
Secretary-Ponnani BP	32,229.00	32,229.00
Secretary Balussery BP	68,532.00	68,532.00
Secretary Pulikkeezhu BP	57,573.00	57,573.00
Secretary Pattambi BP	11,068.00	69,978.00
Secretary Palakkad BP	70,735.00	70,735.00
Secretary Irikkur BP	10,873.00	10,873.00
Secretary Panur BP	-	72,747.00
Secretary- Sulthanbatheri Bp	-	63,216.00
Secretary Kottarakkara BP	75,161.00	75,161.00
Secretary Pathanapuram BP	5,931.00	78,556.00
Secretary Ollukkara BP	-	80,246.00
Haritha Keralam Mission, TVM	81,117.00	81,117.00
40301080102_DPO, Ernakulam	-	81,249.00
Secretary, Tirur BP	82,868.00	82,868.00
SIRD & PR Mysore	-	(85,527.68)
National Institute of Public Cor & Child Dev	(87,300.00)	(87,300.00)
Secretary Wadakancheri BP	40,421.00	88,736.00
Secretary Kothamangalam BP	91,376.00	91,376.00
Secretary Mannarkad BP	9,480.00	91,392.00
Sreedharan A-MLPM	-	81,598.00
Secretary Konni BP	37,177.00	58,622.00
Secretary Madappally BP	16,414.00	1,10,368.00
Secretary Anchal BP	1,66,959.00	93,571.00
4030108011032_Visit of Sikkim Team	97,868.58	97,868.58
Director of Enterprenurship- KVASU	(1,02,709.00)	(1,02,709.00)
Secretary-Perinthalmanna BP	-	91,058.00
National Health Mission	13.92	13.92
Secretary-Mala BP	-	97,459.00
Secretary Koyipuram BP	36,069.00	1,08,421.00
Secretary Vettikavala BP	1,02,549.00	1,08,444.00
Mohanam M C, President Edakkad BP	1,16,150.00	1,16,150.00
Secretary Iritty BP	-	1,26,088.00
Secretary-Chittumala BP	-	1,26,841.00
4030108011043_Visit of West Bengal Team	(1,27,189.20)	(1,27,189.20)
Secretary-Kuthuparamba BP	67,752.00	1,28,846.00
Secretary-Nedumangadu BP	(1,33,160.00)	(1,33,160.00)
Secretary-Chavakkad BP	8,194.00	1,17,402.00
Secretary-Chadayamangalam Bp	54,379.00	1,41,594.00
Secretary-Mananthavady BP	38,719.00	38,719.00
District Mission Co-Ordinator Kudumbasree Wayanad	1,03,566.00	1,63,556.00
Secretary Thaliparamba BP	-	1,12,285.00
403010801801_Sargalaya Kerala Arts & Grfats Village	-	8,440.00
Bhutan Ine Tours Thimpu	1,81,000.00	1,81,000.00
Kerala Development Plan	(1,86,577.00)	(1,86,577.00)





**SUB -SCHEDULES TO SCHEDULES FORMING PART OF BALANCESHEET**

<b>SUB-SCHEDULES</b>	<b>As on 31.03.2022</b>	<b>As on 31.03.2021</b>
403010801540_KFRI Malappuram	1,89,847.00	1,89,847.00
Brookshore Hotel ALP	1,94,649.00	1,94,649.00
Bhutan GBS Tours & Travels	2,03,500.00	2,03,500.00
Back Packers Inn,West Bengal	2,10,000.00	2,10,000.00
Cooperative Societies Joint Registrar PKD	1,67,902.81	1,67,902.81
4010196_SIRD, Sikkim	(3,11,471.00)	-
MCM Hall Harippad ALP	2,77,610.00	2,77,610.00
Mount Carmel Auditorium TVM	2,79,000.00	2,79,000.00
Chief Executive Officer,TSIRD	2,98,415.00	2,98,415.00
Director General NIRD & PR	3,06,244.00	3,06,244.00
Secretary Kollam Municipal Corporation	69,620.00	15,120.00
Himavat Destination Pvt Ltd	3,36,000.00	3,36,000.00
District Mission Co-Ordinator Kudumbasree KTYM	3,44,000.00	3,44,000.00
SIRD & Panchayathiraj-CHRD	(3,48,972.00)	(3,48,972.00)
40301080135_ADC Idukki	-	19,879.00
Visit of Myanmar	(40,725.37)	(40,725.37)
JPC Wayanad	-	(44,202.00)
403010801712_Principal, ETC Mannuthy	3,41,721.00	5,00,000.00
Secretary Kerala Dev & Innovation Strategic Council	5,31,172.63	5,10,593.35
EPF - Deposit (Dispute)	5,97,887.00	5,97,887.00
District Mission Co-Ordinator Kudumbasree KNR.	-	89,473.00
KSIE Ltd	-	17,21,608.00
District Mission Co-Ordinator Kudumbasree KSGD	1,00,622.00	1,40,308.00
JPC Kozhikkode	76,546.00	76,546.00
District Mission Co-Ordinator-Kudumbasree IDK	11,29,652.00	11,29,652.00
District Mission Co-Ordinator- Kudumbasree Trhissur	6,05,845.00	6,05,845.00
District Mission Co-Ordinator Kudumbasree KKD	24,06,410.00	24,06,410.00
District Mission Coordinator Kudumbasree MLPM	75,641.00	34,24,000.00
403010801127_C-DIT	-	50,00,000.00
3020216_NIRC -MGNREGA Trg- CHRD	7,816.00	7,816.00
403010801206_DII-PASS Pazhakulam-PTA	4,080.00	
Abdul Latheef D P C	500.00	
Adv Mohandas K B	60,000.00	
Alappuzha North Women Labour Banks Federation	(3,52,000.00)	
Amarjith	446.00	
Arunkumar	69,130.00	
Arya	375.00	
Case Study of Changaayi App	(50,000.00)	
Erimbiliyam GP	(10,875.00)	
Ernakulam East Women Labour Banks Federation	(7,52,000.00)	
Ernakulam West Women Labour Banks Federation	(2,36,000.00)	
Executive Engineer LSGD Kasargod KIIFB	2,06,500.00	
Gangadharan D P C	500.00	
Haridas D P C	500.00	
IIIC Chavara KLM	360.00	
ITC & SR Industrial Consultancy	1,29,480.00	
ITDP	59,834.16	
JPC ALP KILA	1,20,000.00	
JPC EKM KILA	1,20,000.00	



**SUB - SCHEDULES TO SCHEDULES FORMING PART OF BALANCESHEET**

SUB-SCHEDULES	As on 31.03.2022	As on 31.03.2021
JPC IDK KILA	1,20,000.00	
JPC KKD KILA	1,20,000.00	
JPC KLM KILA	1,20,000.00	
JPC KNR KILA	1,20,000.00	
JPC KSGD KILA	1,20,000.00	
JPC KTYM KILA	1,20,000.00	
JPC MLPM KILA	1,20,000.00	
JPC PKD KILA	1,20,000.00	
JPC PTA KILA	1,20,000.00	
JPC TSR KILA	1,20,000.00	
JPC TVM KILA	1,20,000.00	
JPC WYD KILA	1,20,000.00	
Kannur East Women Labour Banks Federation	(1,08,000.00)	
Kannur West Women Labour Banks Federation	(92,000.00)	
Kerala NGO Union	23,120.92	
Kerala Samkahya Society	630.38	
Kollam East Women Labour Banks Federation	(1,21,000.00)	
Kozhikode East Women Labour Banks Federation	(4,72,000.00)	
Kozhikode Norath Women Labour Bank Federation	(92,000.00)	
Kuthuparamab Municipality	(7,375.00)	
Malappuram North Women Labour Banks Federation	(64,000.00)	
Malappuram South Women South Labours Banks Federati	(1,76,000.00)	
Malayala Manorama	20,000.00	
Manager (Admin), EHealth Kerala	7,618.45	
Martin D P C	500.00	
M G Kavu S C S T Co-Op Society	198.00	
Ministry of Panchayathi Raj - MoPR	10,20,876.00	
Mohandas D P C	500.00	
M/s Somtec Computers	75.00	
Munnar GP	11,914.00	
Muthuthala GP	(2,625.00)	
Nikhitha	(3,217.00)	
NIUA-Project Climate Centre for Cities	20,000.00	
Nivedya	(6,709.00)	
Nodal Officer, Extreme Poverty Determination Cell	15,000.00	
Palkkad East Women Labour Banks Federation	(72,000.00)	
Palkkad West Women Labour Banks Federation	(2,40,000.00)	
Ponkathir	5,491.00	
Project Director PAUD WYD	7,384.00	
Project Director PAU EKM	2,22,413.00	
Project Director PAU IDK	1,92,721.00	
Project Director PAU Kannur	1,49,188.00	
Project Director PAU KLM	1,51,541.00	
Project Director PAU KSGD	3,37,470.00	
Project Director PAU MLPM	2,17,524.00	
Project Director PAU Palakkad	11,651.00	
Project Director PAU PTA	97,452.00	
Project Director PAU TSR	1,15,956.00	
Rajeev D P C	500.00	



**SUB -SCHEDULES TO SCHEDULES FORMING PART OF BALANCESHEET**

SUB-SCHEDULES	As on 31.03.2022	As on 31.03.2021
Rashid	17,058.00	
Reji D P C	500.00	
Robin-WASH Institute Delhi	(20,000.00)	
Rosemary-RGSA	58,934.00	
Salman Intern Pndichery University	11,509.50	
Sivaraman D P C	500.00	
Somasekharan D P C	500.00	
Sudhakaran D P C	500.00	
Sunitha Sales & Services	140.00	
Thirur Municipality	(49,135.00)	
Trivandrum Norath Women Banks Federation	(72,000.00)	
Trivandrum South Women Labours Bank Federation	(5,92,000.00)	
Vibeen	12,180.00	
Viswanathand D P C	1,000.00	
ADC ALP CHR D	1,96,500.00	
ADC EKM CHR D	2,29,200.00	
ADC IDK CHR D	1,30,900.00	
ADC KKD CHR D	1,20,880.00	
ADC KLM CHR D	1,18,641.00	
ADC KNR CHR D	1,80,100.00	
ADC KSGD CHR D	65,530.00	
ADC KTYM CHR D	1,26,968.00	
ADC MLPM CHR D	2,45,700.00	
ADC PKD CHR D	2,12,800.00	
ADC PTA CHR D	91,627.00	
ADC TSR CHR D	1,74,117.00	
ADC TVM CHR D	1,18,953.00	
ADC WYD CHR D	65,400.00	
Artisans Devt Co-Op Ltd KLM	19,80,500.00	
Director School of Environemnt Science MG KTYM	(48,415.00)	
JPC ALP CHR D	1,58,200.00	
JPC KTYM CHR D	1,56,900.00	
JPC PTA CHR D	1,17,400.00	
JPC TRIVANDRUM CHR D	1,59,400.00	
JPC WYD CHR D	45,800.00	
Project Director Wayanad-CHRD	18,000.00	
Secretary DP IDK CHR D	1,220.00	
Secretary DP KKD- CHR D	12,900.00	
Secretary DP KSGD-CHRD	1,075.00	
Secretary DP PKD-CHRD	13,900.00	
Secretary DP PTA-CHRD	8,900.00	
Secretary DP TSR-CHRD	1,900.00	
Secretary & Joint Secretary WWF CHRD	200.00	
Sudha D CHRD	(546.00)	
<b>CHRD</b>		
Principal ETC Thaliparamba CHRD	(34,129.00)	(34,129.00)
JPC Palakkad CHRD	-	267.00
DRISHTI SKILL DEVELOPMENT -PMAY	19,200.00	19,200.00



**SUB -SCHEDULES TO SCHEDULES FORMING PART OF BALANCESHEET**

SUB-SCHEDULES	As on 31.03.2022	As on 31.03.2021
CSIDCI-NEWDELHI-PMAY CHR	22,000.00	22,000.00
JPC Malappuram CHR	2,25,415.00	22,615.00
JPC THRISSUR CHR	(11,893.00)	44,148.00
JPC Wayanad SIRD	6,470.00	6,470.00
PD PALAKKAD CHR	74,794.00	74,794.00
PD KOZHICODE CHR	84,816.00	84,816.00
JPC Kollam CHR	2,39,881.00	1,03,581.00
Principal, ETC Mannuthy CHR	2,42,971.00	2,42,971.00
JPC IDUKKI CHR	3,02,397.00	1,86,297.00
PD WAYANAD CHR	20,525.00	20,525.00
JPC Kozhikkode CHR	1,56,685.00	985.00
JPC Kannur CHR	1,49,414.00	2,15,638.00
PD TVM CHR	4,43,350.00	4,43,350.00
PD ALAPPUZHA CHR	4,71,739.00	4,71,739.00
PD THRISSUR CHR	5,75,675.00	5,75,675.00
Principal ETC Kottarakkara CHR	(2,304.00)	(2,304.00)
Kerala State Nirmithi Kentra - CHR	55,26,855.00	49,77,655.00
Secretary Thykkattusery BP_ CHR	-	70,380.00
Secretary Aryad BP- CHR	73,350.00	73,350.00
BPO- Veliyanad	(1,464.00)	(1,464.00)
Nedumanagad BP-CHR	85,230.00	85,230.00
Pothencode BP-CHR	85,970.00	85,970.00
BPO- Harippad-CHR	87,450.00	87,450.00
Secretary Kanjikuzhy BP-CHR	90,300.00	90,300.00
Chirayinkeezhu BP-CHR	20,000.00	20,000.00
PWD Building Division, kollam	1,71,796.00	1,71,796.00
TKM Engineering College, Kollam CHR	50,250.00	50,250.00
BPO_ Bharanikkavu CHR	99,210.00	99,210.00
Secretary Chengannur BP-CHR	1,03,245.00	1,03,245.00
Secretary Pattanakkad_ CHR	1,08,020.00	1,08,020.00
Secretary Muthukulam BP_ CHR	1,08,660.00	1,08,660.00
BPO-Nemom-CHR	(4,381.00)	(4,381.00)
UNDP-Indian Highrange Mountain Landscape Project 1		5,51,927.00
District Mission Co-Ordinator Kudumbasree TVM	1,97,000.00	1,97,000.00
40301080137_ADC Kasargod	64,375.00	1,10,700.00
Project LG DM Plan	(2,70,826.00)	1,11,971.00
UNICEF Strengthening GPs Capacity		26,493.00
CWE - Water Conservation Through MGRNEGA	3,233.00	3,233.00
<b>TOTAL</b>	<b>19,92,96,028.48</b>	<b>22,66,52,266.89</b>



KERALA INSTITUTE OF LOCAL ADMINISTRATION (KILA)						
RECEIPTS AND PAYMENTS ACCOUNT FOR THE YEAR 01-04-2021 TO 31-03-2022						
PARTICULARS	RECEIPTS			PAYMENTS		
	CURRENT YEAR	2021-22	PREVIOUS YEAR 2020-21	CURRENT YEAR	2021-22	PREVIOUS YEAR 2020-21
Opening balance:-						
Cash & Stamp		18.00	18.00			
Bank (including deposits)	772,361,840.75		470,363,954.25			
Cash & bank-KILA-CHRD	12,437,133.20		14,960,343.28			
Recurring grant received Central Govt-KILA-CHRD	4,342,000.00		3,300,000.00			
Recurring grant - State Govt-KILA-CHRD-2020-21	3,300,000.00		11,663,000.00	Capacity building activities	157,056,565.90	135,248,929.21
Grant from State Govt ( plan )-2020-21	105,095,554.00		131,902,000.00	Additions to fixed assets	28,645,585.00	23,285,403.00
Grant from State Govt ( plan )-2021-22	122,600,000.00		-			
Grant from State Govt ( plan )-2019-20	-		88,572,000.00	Capital WIP	7,691,943.00	16,977,242.00
Grant from State Govt -2018-19	-		75,548,000.00	Grant Fund taken back by Govt.of Kerala	68,023,600.00	40,311,554.00
Grant from State Govt (non plan )- 2021-22	2,106,000.00		4,210,000.00	Administration expenses KILA	50,226,322.19	50,289,160.00
Grant & interest received for scheme/trg-KILA-CHRD	504,666.00		361,614.92	Administrative exps & other exps-KILA-CHRD	19,113,726.00	19,797,432.65
Grant from State Govt.-25 Years-PPC-Sangamam	10,002,010.00		-	25 Years-PPC-Sangamam	1,565,327.00	-
Erstwhile AHADS -CCPRM resumed fund (2019-20)refunded(2020-21)	19,290,773.00		20,135,954.00	Arrear Salary Paid (Erstwhile AHADS - CCPRM )	-	421,741.00
Advances refunded-recurring grant scheme trg-KILA-CHRD	11,960,275.00		125,420.00	Advances for training programmes -KILA-CHRD	7,637,683.00	5,331,221.00
Contribution from Block Panchayath - Women Hostel	6,179,741.00		17,025,333.00	AHADS CCPRM Fund taken back by Govt of Kerala	20,290,773.00	19,290,773.00
Contribution from Urban Local Bodies for Centre for Urban Governance - Urban Chair	354,090.00		3,113,187.00	Contribution from Block Panchayath - Women Hostel- Exp	153,468.00	-
Other receipts-KILA-CHRD	492,406.00		251,093.00	Contribution from Urban Local Bodies for Centre for Urban Governance - Urban Chair Exp	2,383,344.00	-
Interest from bank	4,059,776.00		1,886,683.00	Repairs & maintenance-KILA-CHRD	1,089,882.00	685,609.00
Interest on Corpus fund Deemed University	11,351,001.00		14,441,730.00	Repairs & maintenance	3,559,101.00	952,020.00
Interest on Corpus fund	10,506,886.00		13,508,662.00	KILA Journal on local governance	42,850.00	40,927.00
Interest on Corpus fund SDC	1,599,279.00		1,675,374.00	Expenditure on interest of SDC Corpus fund	941,394.00	-
Interest Received on various projects	2,496,555.00		906,675.00	Sundry Debtors (Advances for various Programmes /activities	-	18,664,049.66
NIUA-KILA Project ITCN	30,000.00		-	Other Project Expenditure-KILA-CHRD	1,069,398.00	4,118,220.00
Department of Urban Affairs	1,085,272.00		2,321,612.00	NIUA-KILA Project ITCN	119,964.00	-
KIIFB Project- Centage charges received	3,961,998.00		35,872,000.00	Department of Urban Affairs	1,085,272.00	-
Project RGSA(including interest)	65,174,248.00		65,020,147.00	KILA - KIIFB Project	36,832,923.89	13,088,213.99
MoPR -Evaluation Study of Incentivization of Panchayats scheme	172,500.00		-	Project RGSA	65,000,000.00	36,848,304.95
Project- Present Status Rural LGS in Non Part Ar	807,300.00		-	MoPR -Evaluation Study of Incentivization of Panchayats sch	575,000.00	-
Project Sankalp	316,741.00		-	Project- Present Status Rural LGS in Non Part Ar	77,204.00	-
KSDIM- Project LG DM Plan	4,987,920.00		2,555,700.00	Project Sankalp	494,071.00	-
Project TQM ISO	-		15,680,000.00	KSDIM-Project LG DM Plan	4,605,123.00	2,667,671.00
Project - Mahila Kissan Sasaakthikaran Abhiyaan MKSP(interest)	2,049,267.00		79,930,528.00	Project TQM ISO	4,190,597.00	3,442,839.00
UNDP-Indian High Range Mountain Landscape Project	551,927.00		-	Project - Mahila Kissan Sasaakthikaran Abhiyaan MKSP	4,556,889.00	-
UNDP IHRML Project 2	1,374,003.00		1,389,400.00	MGP-Replication Project	391,178.00	-
				UNDP IHRML Project 2	2,109,248.20	2,014,202.80



Project NCRMP	4,000,000.00	-	Project NCRMP	316,905.00	-
Project- University of Essex	592,801.00	223,399.00	Project- University of Essex	592,801.00	223,399.00
UNICEF-Project -Child Budgeting Karnataka	1,028,000.00	-	UNICEF-Project -Child Budgeting Karnataka	221,375.00	-
Project GIZ	520,144.00	488,358.00	Project GIZ	520,144.00	21,264.00
Project Disaster Management	-	29,467,875.00	Project Disaster Management	-	10,750,324.00
UNICEF - Strengthening GPs Capacity	26,493.00	777,685.00	UNICEF - Strengthening GPs Capacity	-	804,178.00
UNICEF-Capacity of GPs to monitor child developments outcome and SD	1,782,000.00	-	UNICEF-Capacity of GPs to monitor child developments outcome	1,782,000.00	-
Project Preparation of Bio Diversity Register	-	70,000.00	JPMI - UNICEF Phase 2	-	389,662.00
UNEP - Eco DRR Project	2,945,640.00	1,466,300.00	UNEP - Eco DRR Project	3,075,914.00	2,065,145.00
UNICEF- Localising SDG for Child Rights	1,096,275.00	-	UNICEF- Localising SDG for Child Rights	23,925.00	-
Sundry Creditors	29,400,899.41	-	Capacity Building of LF- Assam ( DALF)	465,769.00	-
Subscription fee received in advance	200.00	100.00	Up-Scaling Community Resilience-EcoDRR UNEP	155,226.00	-
LIC Gratuity fund	1,402,694.00	2,018.00	NIUA-KILA _Project ITCN	119,964.00	-
Income Tax collected	12,295,824.00	6,214,841.00	Asset Management	3,691,401.00	-
Workers welfare fund collection	1,594,117.00	223,889.00	Suchitwa Mission- Swachh Bharath Mission	448,047.00	989,718.00
Profession tax collected	257,150.00	243,000.00	Rehabilitation Council of India(Inservice Trg )	2,402,400.00	-
Goods Service Tax collected	1,630,336.66	5,941,745.10	Preparation of ESSA Addendum for the proposed Resilient Kerala	64,619.00	-
Other liabilities collected	17,040,222.00	12,429,183.00	Rebuild of Kerala Initiative- Kerala Climate Resilient Programme	163,833.00	-
Tax Deducted at Source - GST	2,992,852.00	-	Other Project Expenditure-KILA	-	-
Income from training programmes	70,742,207.10	88,706,188.65	LIC Gratuity fund remitted	3,838,764.00	2,218,172.00
Other income	16,123,578.98	8,588,500.76	Income Tax remitted	10,686,056.00	6,115,611.00
Consultancy fee received/Accredited Agencies-Processing Fee	75,000.00	-	Workers Welfare Fund remitted	1,425,655.00	210,739.00
Other Projects fund KILA CHRD (including trg fund)	2,954,436.00	1,877,573.00	Profession Tax remitted	257,150.00	243,000.00
KILA Pension Fund payable	895,659.00	17,335,193.00	Goods Service Tax remitted	1,349,964.82	5,811,670.64
KILA General Provident Fund payable	3,195,324.00	2,614,155.00	Other liabilities remitted(KILA+CHRD)	12,403,722.00	8,861,716.00
			Tax Deducted at Source	7,172,288.00	4,653,580.00
			Training expenses	2,704,225.00	20,401,746.12
			Other expenses	1,921,199.16	2,947,022.08
			Consultancy charges/ Licence Free Paid	163,834.00	34,700.00
			Trg exps-KILA -CHRD	7,990,836.00	4,791,997.00
			Service Tax Paid	2,605,000.00	-
			Office expenses	3,816,417.93	3,574,914.91
			Closing balance:-		
			Cash & Stamp	18.00	18.00
			Bank including deposits	781,027,391.81	772,361,840.75
			Closing cash & bank balance-KILA CHRD	14,120,520.20	12,437,133.20
			TOTAL	1,354,943,833.10	1,253,390,431.96

Dr. Joy Elamon  
DIRECTOR GENERAL  
Kerala Institute of Local Administration (KILA)  
Mulangunnathukavu PO, Thrissur-680581, Kerala  
Tel: +91 - 487-2201312

For SGS & COMPANY  
CHARTERED ACCOUNTANTS  
F.R.N. 0098895

CA. GEO JOB, F.C.A., D.I.S.A. (ICAI)  
Partner (M. No: 210057)

UON: 2221005742015  
E-7074

