

**EVALUATION OF  
THE INCENTIVIZATION OF PANCHAYATS SCHEME OF MOPR  
DETAILED REPORT**



**SUBMITTED TO**

**THE MINISTRY OF PANCHAYATI RAJ**

**GOVT. OF INDIA, NEW DELHI**

**KERALA INSTITUTE OF LOCAL ADMINISTRATION**

**Thrissur - Shoranur Rd, Mulankunnathukavu, Killannur, Kerala 680581**

**Phone: (Office) (0487) 2207000, (Director) 2201312, (Deputy Director) 2207002**

**Fax: 0487-2201062, E-mail: [info@kila.ac.in](mailto:info@kila.ac.in), Website: [www.kila.ac.in](http://www.kila.ac.in)**

**EVALUATION OF THE INCENTIVIZATION OF PANCHAYATS SCHEME OF MOPR**

**THE TEAM**

**Dr. Joy Elamon – Team Leader**  
**Ms. Sukanya K U- Research Coordinator**  
**Ms. Aishwarya Ganesh – Research Assistant**  
**Mr. Yadhu Krishna R S – Research Assistant**

### ACKNOWLEDGEMENT

This report is the result of commitment shown by many Panchayat functionaries, officials at various levels, institutions, organizations and experts over the past few months. In particular the State Institute of Rural Development and Panchayati Raj of the states of Uttar Pradesh, Madhya Pradesh, Telangana, Assam, Karnataka, Gujarat, Sikkim, Jharkhand, and Arunachal Pradesh, Tripura, Panjab, Nagaland, Odisha, Manipur, Rajasthan and the officials in the Ministry of Panchayati Raj, Government of India. Also, it extends the acknowledgement to the SIRDs and State/ UT Nodal Officers of National Panchayat Awards of the selected States. We thank the PRI functionaries and officials of each State for their continuous support to this evaluation.

The study is supported by the Ministry of Panchayati Raj (MoPR), Govt. of India. We have a special thanks to Dr. Chandra Sekhar Kumar, Additional Secretary, MoPR for providing us the continuous guidance. We acknowledge with gratitude the support by Dr. Bijaya Kumar Behera, Economic Adviser, MoPR. We are also thankful to Mr. Aditya Vikram Singh, Consultant, MoPR for providing guidance, comments and suggestions throughout the development of the report. We are thankful for the valuable comments and suggestions from all others in MoPR. Words are very few to express our sincere thanks to the elected representatives and officials of the different states for giving their valuable suggestions and comments, throughout this period. In addition, KILA would like to thank all of the individuals who responded to the original call for the report. During the evolution of the study several individuals have provided insightful comments and feedback, most importantly Dr. Jos Chathukulam. Thanks are also due to Ms. Soumya Krishnan P R, Ms. Aiswarya Ganesh and Mr. Yadhu Krishna R S who contributed in materializing the report through qualitative and quantitative analysis and effective documentation as well as Mr. Hareeshdas NG for his administrative support.

It was the effort and dedication of Ms. Sukanya KU, Coordinator of the study who had been leading it by way of planning and designing, organizing, managing data, analyzing and preparing the report. We acknowledge and thank her for the sincere effort and academic perseverance.

**Dr. Joy Elamon**  
**Director General, KILA**

**STUDY ON EVALUATION OF  
THE INCENTIVIZATION OF PANCHAYATS SCHEME OF MOPR**

**Content**

<b>Sl.No</b>	<b>Chapter Name</b>	<b>Page No</b>
<b>1</b>	Introduction	<b>19</b>
<b>2</b>	Process of Incentivization of Panchayats Scheme in India	<b>34</b>
<b>3</b>	Incentivization of Panchayats Scheme status in the selected States	<b>38</b>
<b>4</b>	Discusses the impact of the award based on the case studies	<b>66</b>
<b>5</b>	Impact of the award based on primary observations	<b>82</b>
<b>6</b>	Impact with the help of statistical methods	<b>118</b>
<b>7</b>	Suggestion and recommendations	<b>345</b>
<b>8</b>	Appendix	<b>349</b>
<b>9</b>	References	<b>378</b>

**STUDY ON EVALUATION OF  
THE INCENTIVIZATION OF PANCHAYATS SCHEME OF MOPR**

**List of Tables**

Table No.	Title of the Table	Page No.
12	States and Corresponding PRIs Which are Selected for Assessing the Effectiveness of the Incentivization of Schemes of Award	28
13	Criteria for selecting the number of panchayats for the Awards	35
14	Name used for Each Level of Panchayat	61
15	Number of Panchayat bodies in Madhya Pradesh	61
16	Devolution of functions and powers to the three tiers of Panchayats by the State Government	62
17	The state wise status of sectoral scores of selected nine states for the study	84
18	Mission Antyodaya Survey 2018, 2019,2020: State wise Average Score of selected states for the study	85
19	State-wise score and National rank for panchayats selected for the study	87
20	SDG Composite Score of the states	106
21	Performance of Sagar Gram Panchayat, Madhya Pradesh	118
22	Performance of Sehore Gram Panchayat, Madhya Pradesh	121
23	Performance of Nipaniya Sukha Gram Panchayat,	123

**EVALUATION OF THE INCENTIVIZATION OF PANCHAYATS SCHEME OF MOPR**

	Madhya Pradesh	
24	Performance of Sihoda Gram Panchayat, Madhya Pradesh	127
25	Performance of Jetapurkal Gram Panchayat, Madhya Pradesh	129
26	Performance of Somgaon Gram Panchayat, Madhya Pradesh	133
27	Performance of Akbarpur Gram Panchayat, Uttar Pradesh	136
28	Performance of Mandaiyan Udairaj Gram Panchayat, Uttar Pradesh	139
29	Performance of Ramgopalpur Gram Panchayat, Uttar Pradesh	141
30	Performance of Meetli Gram Panchayat, Uttar Pradesh	144
31	Performance of Amkheda Gram Panchayat, Uttar pradesh	147
32	Performance of Rajpur Gram Panchayat, Uttar pradesh	150
33	Performance of Belkap Gram Panchayat, Uttar pradesh	153
34	Performance of Nizamabad District Panchayat, Telangana	156
35	Performance of Medak District Panchayat, Telangana	158
36	Performance of Dharmaram Sukha Gram Panchayat, Telangana	161
37	Performance of Sulthanabad Block Panchayat, Telangana	163
38	Performance of Korutle Block Panchayat, Telangana	166

**EVALUATION OF THE INCENTIVIZATION OF PANCHAYATS SCHEME OF MOPR**

39	Performance of Nandipet Block Panchayat, Telangana	169
40	Performance of Adivarampett Gram Panchayat, Telengana	171
41	Performance of Kismatpet Gram Panchayat, Telangana	174
42	Performance of Sundilla Gram Panchayat, Telengana	176
43	Performance of Ruyyadi Gram Panchayat, Telangana	179
44	Performance of Malyal Gram panchayat, Telengana	182
45	Performance of Mittapalle Gram Panchayat, Telangana	184
46	Performance of Gurralagondi Gram Panchayat, Telangana	187
47	Performance of Chakrapoor Gram Panchayat, Telangana	189
48	Performance of Nustulapur Gram Panchayat, Telangana	192
49	Performance of Parlapally Panchayat, Telangana	194
50	Performance of Haridas Nagar Panchayat, Telangana	197
51	Performance of Mohinikunta Gram Panchayat, Telangana	200
52	Performance of Nustulapur Gram Panchayat, Telengana	203
53	Performance of Dimoria Block Panchayat, Assam	206
54	Performance of Nartap Gram Panchayat, Assam	209

**EVALUATION OF THE INCENTIVIZATION OF PANCHAYATS SCHEME OF MOPR**

55	Performance of Tetelia Gram Panchayat, Assam	212
56	Performance of Khetri Gram Panchayat, Assam	215
57	Performance of Mazargram Gram Panchayat, Assam	218
58	Performance of Dakshina Kannada District Panchayat, Karnataka	221
59	Performance of Sullia Block Panchayat, Karnataka	224
60	Performance of Hunsur Block Panchayat, Karnataka	227
61	Performance of Husenpura Gram Panchayat, Karnataka	230
62	Performance of Kanakamajalu Gram Panchayat, Karnataka	233
63	Performance of Munnuru Gram Panchayat, Karnataka	236
64	Performance of Karnakuppe Gram Panchayat	239
65	Performance of Padupanamburu Gram Panchayat, Karnataka	242
66	Performance of Ujire Gram Panchayat, Karnataka	245
67	Performance of Surendranagar District Panchayat, Gujarat	248
68	Performance of Vijayanagar Block Panchayat, Gujarat	251
69	Performance of Dhansura Gram Panchayat, Gujarat	254
70	Performance of Mota Vadiya Gram Panchayat, Gujarat	257



**EVALUATION OF THE INCENTIVIZATION OF PANCHAYATS SCHEME OF MOPR**

71	Performance of Madhupur Gram Panchayat, Gujarat	260
72	Performance of Vegdi Gram Panchayat, Gujarat	263
73	Performance of Saiyadpura Gram Panchayat, Gujarat	266
74	Performance of Tingvong Gram Panchayat, Sikkim	269
75	Performance of Budang Kamerey Gram Panchayat, Sikkim	272
76	Performance of Lungchok Kamarey Gram Panchayat, Sikkim	275
77	Performance of Rhenock Gram Panchayat, Sikkim	278
78	Performance of Singhik Gram Panchayat, Sikkim	281
79	Performance of Pachey Samsing Panchayat, Sikkim	284
80	Performance of Ranka GPU Gram Panchayat	287
81	Performance of Yangtey Gram Panchayat, Sikkim	290
82	Performance of Premlakha Subaneydara Gram Panchayat, Sikkim	293
83	Performance of Turung Mamring GPU Gram Panchayat, Sikkim	296
84	Performance of Simik LIngzey GPU Gram Panchayat, Sikkim	299
85	Performance of Khunti District Panchayat, Jharkhand	302
86	Performance of Pindarkon Gram Panchayat, Jharkhand	305
87	Performance of Pindarkon Khutahari Gram	308

**EVALUATION OF THE INCENTIVIZATION OF PANCHAYATS SCHEME OF MOPR**

	Panchayat, Jharkhand	
88	Performance of Chapri Gram Panchayat, Jharkhand	311
89	Performance of Bundu Gram Panchayat, Jharkhand	314
90	Performance of Kapilo Gram Panchayat, Jharkhand	317
91	Performance of Tenughat Gram Panchayat, Jharkhand	319
92	Performance of Siang District Panchayat, Andhra Pradesh	323
93	Performance of Namsing Sanggo Gram Panchayat, Andhra Pradesh	325
94	Performance of Hukan Gram Panchayat, Andhra Pradesh	328
95	Performance of Sigin I C Gram Panchayat, Andhra Pradesh	331
96	Performance of Parong - I Gram Panchayat, Andhra Pradesh	334
97	Performance of Tebitall Gram Panchayat, Andhra Pradesh	337
98	Performance of Korayer Gram Panchayat, Andhra Pradesh	340
99	Result of Significance of Difference in the Cumulative Index of Award-Winning and Non-Award Winning Panchayats	343

**List of Figures**

Figure No.	Name of the Figure	Page No.
10	Flow chart showing the methodology adopted for this study	25
11	The state wise status of sectoral scores of selected nine states for the study	85
12	Mission Antyodaya Survey 2018, 2019,2020: State wise Average Score of selected states for the study	86
13	Composite index of the performance of the Sagar Gram Panchayat, Madhya Pradesh	119
14	Composite index of the performance of theSehore Gram Panchayat, Madhya Pradesh	122
15	Composite index of the performance of the Nipaniya SukhaGram Panchayat, Madhya Pradesh	125
16	Composite index of the performance of the Sihoda Gram Panchayat, Madhya Pradesh	128
17	Composite index of the performance of the Jetapurkala Gram Panchayat, Uttar Pradesh	131
18	Composite index of the performance of Somgaon Khurd Gram Panchayat, Madhya Pradesh	134
19	Composite index of the performance of the Akbarpur Gram Panchayat, Uttar Pradesh	137
20	Composite index of the performance of the Mandaiyan Udairaj Gram Panchayat, Uttar Pradesh	140
21	Composite index of the performance of the Ramgopalpur Gram Panchayat, Uttar Pradesh	143
22	Composite index of the performance of the Meetli Gram Panchayat, Uttar Pradesh	145
23	Composite index of the performance of the Amkheda Gram	148

**EVALUATION OF THE INCENTIVIZATION OF PANCHAYATS SCHEME OF MOPR**

	Panchayat, Uttar Pradesh	
24	Composite index of the performance of the Rajpur Gram Panchayat, Uttar Pradesh	151
25	Composite index of the performance of the Belkap Gram Panchayat, Uttar Pradesh	154
26	Composite index of the performance of the Nizamabad District Panchayat, Telangana	157
27	Composite index of the performance of the Medak District Panchayat, Telangana	159
28	Composite index of the performance of the Dharmaram Gram Panchayat, Uttar Pradesh	162
29	Composite index of the performance of the Sulthanabad Gram Panchayat, Telangana	165
30	Composite index of the performance of the Korutla Block Panchayat, Telangana	167
31	Composite index of the performance of the Nandipet Block Panchayat, Uttar Pradesh	170
32	Composite index of the performance of the Adivarampet Gram Panchayat, Uttar Pradesh	172
33	Composite index of the performance of the Kismamet Gram Panchayat, Uttar Pradesh	175
34	Composite index of the performance of the Sundila Gram Panchayat, Uttar Pradesh	177
35	Composite index of the performance of the Ruyyadi Gram Panchayat, Uttar Pradesh	180
36	Composite index of the performance of the Malyal Gram Panchayat, Telangana	183

**EVALUATION OF THE INCENTIVIZATION OF PANCHAYATS SCHEME OF MOPR**

37	Composite index of the performance of the Mittapalle Gram Panchayat, Telengana	185
38	Composite index of the performance of the Chakrapoor Gram Panchayat, Uttar Pradesh	188
39	Composite index of the performance of the Nustulapur Gram Panchayat, Telengana	190
40	Composite index of the performance of the Parlapally Gram Panchayat, Telengana	193
41	Composite index of the performance of the Haridas Nagar Gram Panchayat, Telengana	195
42	Composite index of the performance of the Mohinikunta Gram Panchayat, Telengana	198
43	Composite index of the performance of the Nustulapur Gram Panchayat, Telengana	201
44	Composite index of the performance of the Dimoria Block Panchayat, Jharkhand	204
45	Composite index of the performance of the Nartap Gram Panchayat, Assam	207
46	Composite index of the performance of the Tetelia gram panchayat, Assam	210
47	Composite index of the performance of the Khetri Gram Panchayat, Assam	213
48	Composite index of the performance of the Mazargram Gram Panchayat, Assam	216
49	Composite index of the performance of the Dakshina Kannada District Panchayat, Karnataka	219

**EVALUATION OF THE INCENTIVIZATION OF PANCHAYATS SCHEME OF MOPR**

50	Composite index of the performance of the Sulla Block Panchayat, Karnataka	222
51	Composite index of the performance of the Hunsur Block Panchayat, Karnataka	225
52	Composite index of the performance of the Husenpura Gram Panchayat, Karnataka	228
53	Composite index of the performance of the Kanakamajalu Gram Panchayat, Karnataka	231
54	Composite index of the performance of the Munnuru Gram Panchayat, Karnataka	234
55	Composite index of the performance of the Karunakuppe Gram Panchayat, Karnataka	237
56	Composite index of the performance of the Padupanamburu Gram Panchayat, Karnataka	240
57	Composite index of the performance of the Ujire Gram Panchayat, Karnataka	243
58	Composite index of the performance of the Surendranagar District Panchayat, Gujarat	246
59	Composite index of the performance of the Vijayanagar block panchayat, Gujarat	249
60	Composite index of the performance of the Dhansura Gram Panchayat, Gujarat	252
61	Composite index of the performance of the Mota Vadiya Gram Panchayat, Gujarat	255
62	Composite index of the performance of the Madupur Gram Panchayat, Gujarat	258

**EVALUATION OF THE INCENTIVIZATION OF PANCHAYATS SCHEME OF MOPR**

63	Composite index of the performance of the Vegdi Gram Panchayat, Gujarat	261
64	Composite index of the performance of the Saiyadpura Gram Panchayat, Gujarat	264
65	Composite index of the performance of the Tingvong Gram Panchayat, Sikkim	267
66	Composite index of the performance of the Budang Kamerey Gram panchayat, Sikkim	270
67	Composite index of the performance of the Lungchok Kamarey Gram Panchayat, Sikkim	273
68	Composite index of the performance of the Rhenock Gram Panchayat, Sikkim	276
69	Composite index of the performance of the Singhik Gram Panchayat, Sikkim	279
70	Composite index of the performance of the Pachey Samsing Gram Panchayat, Sikkim	282
71	Composite index of the performance of the Ranka GPU Gram Panchayat, Sikkim	285
72	Composite index of the performance of the Yangtey Gram Panchayat, Sikkim	288
73	Composite index of the performance of the Premlakha Subaneydara Gram Panchayat, Sikkim	291
74	Composite index of the performance of the Turung Mamring GPU Gram Panchayat, Sikkim	294
75	Composite index of the performance of the Simik Lingzey GPU Gram Panchayat, Sikkim	297

**EVALUATION OF THE INCENTIVIZATION OF PANCHAYATS SCHEME OF MOPR**

76	Composite index of the performance of the Khunti District Panchayat, Jharkhand	300
77	Composite index of the performance of the <i>Pindarkon Gram Panchayat</i> , Jharkhand	303
78	Composite index of the performance of the Khutahari Gram Panchayat, Jharkhand	306
79	Composite index of the performance of the <i>Chapri Gram Panchayat</i> , Jharkhand	309
80	Composite index of the performance of the Bundu Gram Panchayat, Jharkhand	312
81	index of the performance of the Kapilo Gram Panchayat, Jharkhand	315
82	Composite index of the performance of the Tenughat Gram Panchayat, Jharkhand	318
83	Composite index of the performance of the Siang District Panchayat, Arunachal Pradesh	321
84	Composite index of the performance of the Namsing Sanggo Gram Panchayat, Andhra Pradesh	324
85	Composite index of the performance of the Hukan Gram Panchayat, Andhra Pradesh	327
86	Composite index of the performance of the Sigin I C Gram Panchayat, Andhra Pradesh	330
87	Composite index of the performance of the Parong - I Gram Panchayat, Andhra Pradesh	333
88	Composite index of the performance of the Tebitall Gram Panchayat, Andhra Pradesh	336



**EVALUATION OF THE INCENTIVIZATION OF PANCHAYATS SCHEME OF MOPR**

89	Composite index of the performance of the Korayer Gram Panchayat, Andhra Pradesh	339
90	Mean Cumulative Index of Award-Winning and Non-Award Winning Panchayats	342

## EVALUATION OF THE INCENTIVIZATION OF PANCHAYATS SCHEME OF MOPR

### List of Appendices

No.	Title of the Appendix	Page No
1	State wise list	349
2	M A Indicators scoring	

## **Chapter 1**

### **Introduction**

The Ministry of Panchayati Raj, Government of India has introduced Panchayat Empowerment and Accountability Incentive Scheme in 2005-2006 as per the recommendations of the 5th round table conference held at Srinagar during October 28-29 2004. There are two components under this scheme .The first component is to incentivize States to empower Panchayats through devolution of 3Fs (Functions, Funds and Functionaries) in accordance with the article 243G of the Constitution. Performance of States is measured through a two stage assessment. The first stage is called the ‘Framework Criteria’ and is based on four fundamental Constitutional requirements. They are (a) establishment of State Election Commission, (b) holding of regular elections to PRIs, (3) setting up of State Finance Commission and (4) constitution of District Planning Committee. States that have fulfilled the Framework Criteria only included under the scheme. The indicators for the Devolution Index (DI) aim at assessing the status of devolution in respect of 3Fs. Awards are given to best performing States/UTs based on their rank on DI annually, which started in the year 2005-2006. It is interesting to note that the Devolution Index (DI) and the methodology were continuously improved and refined over the years by considering the perceptions of the different stakeholders. The incremental devolution index has helped a few States to be highlighted. The Component was introduced in 2011-2012 to incentivize Panchayats to put in place an accountability & performance system and democratic style to make their functioning transparent and efficient. The performance of the Panchayats is assessed on the basis of systematically developed indicators, questionnaires and marking schemes.

In short, the Panchayat Empowerment and Accountability Incentive Scheme (PEAIS) is subjected to improvements, modifications and value addition process including methodology. It is noticed that the achievement and award of the States/UTs and Panchayats are considered as an honor.

Awards have always been a strong source of inspiration. Due recognition of awardees for exemplary performance is an incentive and encourages them for streamlining the governance,

## EVALUATION OF THE INCENTIVIZATION OF PANCHAYATS SCHEME OF MOPR

especially at local level. Thus , to encourage competitive spirit among Panchayati Raj Institutions / Rural Local Bodies ( RLBs ) and States / Union Territories ( UTs ) , Ministry of Panchayati Raj ( MoPR ) has been incentivizing best performing Panchayats / States / UTs through awards and financial incentives since the year 2011 under its Incentivization of Panchayats Scheme ( one of the central components of the restructured Rashtriya Gram Swaraj Abhiyan scheme ) in recognition of their good work for improving delivery of services and public goods . Best performing Panchayats are selected based on various criteria and indicators. The awards are given on the National Panchayati Raj Day (NPRD) celebrated on 24th April annually. The award money/ incentives released on the states/UTs for the awardee panchayat is to be utilized for public purposes especially livelihood support, assets creation, civic amenities creation and maintenance and bridging the gap in the funds received from union state governments for various projects. The release of award money/ incentive is subject to the submission of previous year utilization certificates by the state/ UTs. The awards are categorized according to the parameters chosen for the award. The type of awards awarded as part of incentivization is as follows. Deen Dayal Upadhyay Panchayat Sashaktikaran Puraskar (DDUPSP) is an award which is given to the best performing LSGIs in the country. It was introduced during the year 2011, this award is given to best performing Panchayats / RLBS at District, Intermediate and Village level in recognition of the good work done for improving delivery of services and public goods. DDUPSP is given for general and nine thematic categories namely, Sanitation; Civic Services ( drinking water , street light , infrastructure ) ; Natural Resource Management ; Serving Marginalized Section ( women , SC / ST , disabled , senior citizens ); Social Sector Performance; Disaster Management ; CBOS / Individuals taking voluntary actions to support Gram Panchayats; Innovation in revenue generation; e Governance. This award is given broadly in proportion to the number of Panchayats / Rural Local Bodies in the State / UT. Under this Award , an incentive money of Rs.5-15 lakhs per Gram Panchayat ( GP ) / Village Council ( VC ) [ as per Census 2011 population ] , Rs.25 lakhs per Block Panchayat ( BP ) / Intermediate Panchayat ( IP ) and Rs.50 lakhs per district panchayat (DP) is given. Nanaji Deshmukh Rashtriya Gaurav Gram Sabha Puraskar ( NDRGGSP) is the award which is awarded for best performing gram sabhas in the country. NDRGGSP was instituted in the year 2010 in order to incentivize , appreciate and encourage the GPs of the country for outstanding performance through effective Gram

## EVALUATION OF THE INCENTIVIZATION OF PANCHAYATS SCHEME OF MOPR

Sabhas , especially in respect of creating improvements in the social and economic structure of the village . The main objective of instituting this award is to strengthen the institution of Gram Sabha and to highlight it as the institution for people's participation, collective decisions and social audit. This award is given to one GP / VC in each State / UT with an award money of Rs.10 lakhs each . Child - friendly Gram Panchayat Award ( CFGPA ) introduced Keeping in view that the basic component of social development is creating a conducive atmosphere for the healthy growth and development of children , this award was introduced during the year 2019 for best performing GPS / VCs. This award is given to one GP / VC in each State / UT with an award money of Rs.5 lakhs. The next award is Gram Panchayat Development Plan Award (GPDPA) : Introduced during the year 2018, this award is conferred to best performing GPS / VCs across the country which have developed their GPDPs according to the State / UT specific guidelines prepared in line with the model guidelines issued by the Ministry of Panchayati Raj ( MOPR ) [ or adopted as such ] . This award is given to one GP / VC in each State / UT with award money of Rs.5 lakhs each.

Therefore, it is essential to make an evaluation of the scheme. It is also important to note that a number of States have also initiated similar schemes to incentivize Panchayats by honoring the best performing Panchayats through an incentive amount and a gesture of appreciation.

The primary objectives of the study are as follows:

### **A. Devolution by States:**

1. The reasons, logic and rationale for introducing the Incentivizing the Panchayat Awards
2. The extent to which the Devolution Index (DI) has been improved / refined over the years to accurately reflect the extent of devolution across States and further improvements that can be undertaken in this regard .
3. The impact of the incentivization as per the DI with regard to devolution of 3Fs by States to Panchayats include in part 1X of the Constitution .The extent to which the schemes has been able to achieve its objective including.
4. To understand the perception of the key persons (academicians, policy makers, politicians, functionaries of the Panchayats and media who have stake on the issue of devolution and strengthening PRIs.

**B. Assessment of Panchayats:**

1. The reasons, logic and rationale for introducing the assessment of individual Panchayats under Incentivizing the Panchayat Awards
2. The extent to which the indicators questionnaire, marking scheme for the assessment of Panchayats performance, including of Gram Sabha and Standing Committees are effective ,and what are the improvements that can be undertaken in this regard ?
3. How objective, fair, inclusive and effective has been the process of Panchayat assessment? How can it be improved further?
4. The impact of PEAIS has made on the awarded Panchayats in terms of encouraging them to perform better?
5. To what extent has one year of implementation of PEAIS for incentivization of Panchayats generated awareness about Panchayat performance among States and Panchayats .How can the current level of awareness about the scheme be enhanced?
6. How can the scheme be used to identify Panchayats that are performing below standard along with best performing Panchayats?
7. To look whether social and economic dimensions of development as envisaged in the Constitution has been incorporated in the scheme with adequate attention.
8. To see whether the MA Indicators and SDG Indicators have been incorporated in the scheme with adequate attention or not?

**While operationalising the above objectives more focus has been given the following objectives**

1. To assess the impact of Incentivization of Panchayat Scheme on the selected awarded and Non Award Panchayat from the states of Uttar Pradesh, Madhya Pradesh, Telangana, Assam, Karnataka, Gujarat, Sikkim and Jharkhand
2. To assess the indirect effects of the award on selected awarded and Non Award Panchayat from the states of Uttar Pradesh, Madhya Pradesh, Telangana, Assam, Karnataka, Gujarat, Sikkim and Jharkhand
3. To bring out a composite index for each component in each Panchayat for figuring out the impact.

## EVALUATION OF THE INCENTIVIZATION OF PANCHAYATS SCHEME OF MOPR

4. To understand the perception of the key persons (academicians, policy makers, politicians, functionaries of the Panchayats, media who have stake on the issue of devolution and strengthening PRIs.
5. To find out the Mission Antyodaya Indicator composite score of the following states of Uttar Pradesh, Madhya Pradesh, Telangana, Assam, Karnataka, Gujarat, Sikkim and Jharkhand
6. To find out the Sustainable Development Goals Indicators composite score of the following states of Uttar Pradesh, Madhya Pradesh, Telangana, Assam, Karnataka, Gujarat, Sikkim and Jharkhand

### APPROACH AND METHODOLOGY

As per the terms of reference all the Awardee panchayats can be selected in the form of Big, Medium and Small states for the study. This will also cover the regional representation like North, South, East, West and North East. Better performing and Least performing states are also considered. Two Big States are considered as Madhya Pradesh and Uttar Pradesh having Awardee panchayats. Medium States are considered as Gujarat, Assam, Karnataka, and Telangana. Small States considered as Arunachal Pradesh, Sikkim and Jharkhand. Irrespective of the State, we are conducting a study on the basis of award winning panchayats like 1 District Panchayat, 2 Intermediate Panchayats/ Block Panchayats and 5 Gram Panchayats from the states mentioned above.

#### Selected States for the Study

<b>Big</b>	<b>Medium</b>	<b>Small</b>
Uttar Pradesh	Telangana	Sikkim
Madhya Pradesh	Assam	Jharkhand
	Karnataka	Arunachal Pradesh
	Gujarat	

## EVALUATION OF THE INCENTIVIZATION OF PANCHAYATS SCHEME OF MOPR

### **Methodology:**

In the questionnaire/marking scheme, there are six sub themes and they are (1) Panchayat Functioning (2) Management of Personnel and Capacity Building (3) Planning and Budget Formation (4) Income Generation (5) Performance of Panchayat (6) Accountability and Transparency and (7) Innovative Development Interventions. Each sub theme was constructed based on a number of indicators. There are 15, 3, 8,7 ,14,11 and 1 indicators respectively for Panchayat functioning, management of personnel and capacity building, planning and budget formation, income generation, performance of Panchayat, accountability & transparency and innovative development interventions.

Each indicator in the sub theme has been widely discussed among the functionaries of the selected Panchayats and finally the performance is marked. The performance of each indicator is fixed on a four point scale, viz, good, moderate, below moderate and nil. Marks are assigned and the respective marks are three, two, one and 6 zero for good, moderate, below moderate and nil. If the performance of an indicator is good it may get a maximum score value of three whereas if the performance is nil the score value is zero. The total score value of a sub theme is based on the number of indicators.



Methodology flow chart

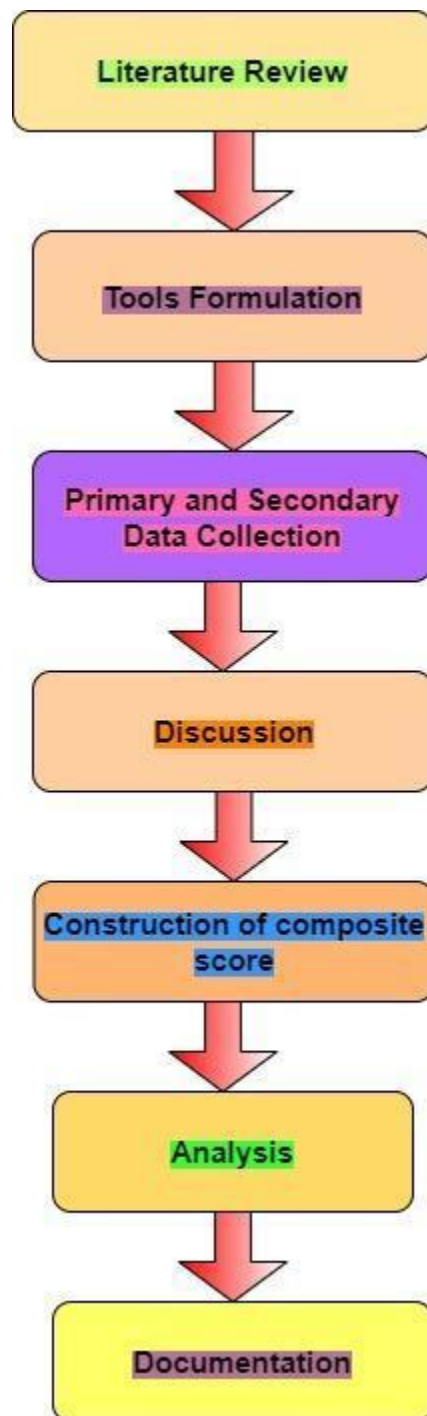


Figure 10. Flow chart showing the methodology adopted for this study

## EVALUATION OF THE INCENTIVIZATION OF PANCHAYATS SCHEME OF MOPR

Respondents to the questionnaire-based survey consist of elected representatives, Officials, community representatives, other stakeholders of the Awardee GPs.

<b>S. No</b>	<b>Officials / Functionaries</b>
1	Elected representatives
2	Other functionaries of the PRIs
3	BDOs
4	District Collector
5	MLA
6	MP
7	Civil Society Organizations / Community Based Organisations
8	NGOs

Key Informant Interviews will be conducted with the officials of the State government, representatives of various committees, State Performance Appraisal Committee, elected representatives, officials etc.

### **Tools Used for the Study**

- State Level Questionnaire (Given in the Appendix)
- District Level Questionnaire
- Panchayat Level Questionnaire

## **EVALUATION OF THE INCENTIVIZATION OF PANCHAYATS SCHEME OF MOPR**

- Individual Level Questionnaire for Key Informants Interview
- Individual Level Questionnaire for Telephonic Interview
- Composite Index

### **FORMATIVE STEPS:**

#### **Literature Review on Impact Assessment Methodologies**

Literature review was conducted to impact assessments. The results of this review indicate the following:

1. Each impact assessment is different.
2. The baseline information is needed to benchmark the performance
3. A successful impact must have indicators which are measurable
4. Where baseline information is not available, it is advised that qualitative
5. Methodologies are utilized to collect information.
6. Qualitative methodologies are recommended in these instances
7. Sampling should be developed carefully to avoid bias in impact assessments.
8. Choosing the right methodology

#### **Building a Baseline**

The first phase of the program involved building on the database already held in order to establish a robust source of empirical data as well as to identify a core set of indicators.

#### **Data Collection**

Phase two involves the collection of qualitative and quantitative data through a survey, the initial results of which are the focus of this report.

#### **Quantifying the Impact**

This stage involves the quantification of the results and building up a statistical model to support empirical assessment.

## EVALUATION OF THE INCENTIVIZATION OF PANCHAYATS SCHEME OF MOPR

### Analyzing the results

The survey responses allow us to analyze respondents' perceptions of the benefits of the awards and the extent to which they have had wider impact.

The list of States and corresponding PRIs which are selected for assessing the effectiveness of the Incentivization of schemes of award is given below.

Table 12. *States and Corresponding Pris Which are Selected for Assessing the Effectiveness of the Incentivization of Schemes of Award*

#### 1. Uttar Pradesh

Sl.No	Award Winning	Non Award Winning
1	Akbarpur - GP	Rajpur - GP
2	Mandaiyan Udairaj- GP	Belkap - GP
3	Ramgopalpur - GP	
4	Meetli - GP	
5	Amkheda - GP	

#### 2. Madhya Pradesh

Sl.No	Award Winning	Non Award Winning
1	Sagar – DP	
2	Sehore - BP	
3	Nipaniya Sukha - GP	
4	Sihoda - GP	

**EVALUATION OF THE INCENTIVIZATION OF PANCHAYATS SCHEME OF MOPR**

5	Jetapurkala - GP	
6	Somgaon Khurd - GP	

**3. Telangana**

<b>Sl.No</b>	<b>Award Winning</b>	<b>Non Award Winning</b>
1	Nizamabad – DP	
2	Medak – DP	
3	Dharmaram – BP	
4	Sulthanabad - BP	
5	Korutla – BP	
6	Nandipet – BP	
7	Adivarampett - GP	
8	Kismapet - GP	
9	Sundilla - GP	
10	Ruyyadi - GP	
11	Malyal - GP	

**EVALUATION OF THE INCENTIVIZATION OF PANCHAYATS SCHEME OF MOPR**

12	Mittapalle - GP	
13	Gurralongondi - GP	
14	Chakrapur - GP	
15	Nusthulapur - GP	
16	Parlapally - GP	
17	Haridas Nagar - GP	
18	Mohinikunta - GP	

**4. Assam**

<b>Sl.No</b>	<b>Award Winning</b>	<b>Non Award Winning</b>
1	Dimoria – BP	Mazargram - GP
2	Nartap GP	
3	Tetelia - GP	
4	Khetri - GP	

**EVALUATION OF THE INCENTIVIZATION OF PANCHAYATS SCHEME OF MOPR****5. Karnataka**

<b>Sl.No</b>	<b>Award Winning</b>	<b>Non Award Winning</b>
1	Dakshina Kannada - DP	Padupanamburu - GP
2	Sullia – BP	Ujire - GP
3	Hunsur – BP	
4	Husenpura – GP	
5	Kanakamajalu - GP	
6	Munnuru – GP	
7	Karnakuppe - GP	

**6. Gujarat**

<b>Sl.No</b>	<b>Award Winning</b>	<b>Non Award Winning</b>
1	Surendranagar – DP	Saiyadpura - GP
2	Vijaynagar – BP	
3	Dhansura – GP	
4	Mota Vadiya – GP	
5	Madhupur – GP	

**EVALUATION OF THE INCENTIVIZATION OF PANCHAYATS SCHEME OF MOPR**

6	Vegdi - GP	
---	------------	--

**7. Sikkim**

<b>Sl.No</b>	<b>Award Winning</b>	<b>Non Award Winning</b>
1	Tingvong – GP	Turung Mamring Gpu – GP
2	Budang Kamarey – GP	Simik Lingzey Gpu – GP
3	Lungchok Kamarey – GP	
4	Rhenock – GP	
5	Singhik - GP	
6	Pachey Samsing - GP	
7	Ranka Gpu - GP	
8	Yangtey Gpu – GP	
9	Premlakha Subaneydara - GP	

**8. Jharkhand**

<b>Sl.No</b>	<b>Award Winning</b>	<b>Non-Award Winning</b>
1	Khunti – DP	Tenughat - GP
2	Pindarkon – GP	



## EVALUATION OF THE INCENTIVIZATION OF PANCHAYATS SCHEME OF MOPR

3	Khutahari – GP	
4	Chapri – GP	
5	Bundu – GP	
6	Kapilo - GP	

### 9. Arunachal Pradesh

Sl.No	Award Winning	Non Award Winning
1	Siang - DP	Korayer - GP
2	Namsing Sanggo - GP	
3	Hukan - GP	
4	Sign I C – GP	
5	Parong-I – GP	
6	Tebital - GP	

The Report was thus finalized considering the qualitative and quantitative exercises which were incorporated to reflect on the two major components of the study. All the valuable comments on the report have been incorporated.

## Chapter 2

### Process of Incentivization of Panchayats Scheme in India

#### Introduction

Panchayats have a significant role to play in the effective and efficient implementation of flagship schemes for transformation of rural India. There are many outstanding performers among Panchayats all over the country and such Panchayats need to be identified and encouraged. Ministry of Panchayati Raj (MoPR), Government of India (Ministry of Panchayati Raj) has been incentivizing the best performing Panchayats recommended by the State Governments/UT Administrations since 2011-12. The awards are given on the National Panchayati Raj Day celebrated on 24th of April every year. This incentivization encourages Panchayat representatives who make special efforts; creates models for the Panchayats and Gram Sabhas to follow and focuses public attention on Panchayats performance, which encourages all Panchayats to improve their performance. Finally, this creates an ecosystem for overall good governance at the local level.

There are around 2.6 lakh Panchayats - [2,55,538 Gram Panchayats (GPs), 6,829 Intermediate Panchayats (IPs)/Block Panchayats (BPs) and 659 District Panchayats (DPs)] across the country. These PRIs have differential performance based on (a) the devolution and capacity building from the State/UT level and (b) the efforts made by PRI leadership as well as the community. In spite of constraints and limitations, there are many outstanding performers among Panchayats all over the country. To build models and to nurture schools of practice, such Panchayats need to be identified and encouraged. Similarly elected District Councils (DCs)/ Village Councils (VCs) in North-Eastern (NE) States also need to be incentivized, to give due recognition to grassroots democratization undertaken.

Under the Incentivization of Panchayats Scheme (Central Sector Scheme), Ministry of Panchayati Raj (MoPR) has been incentivizing best performing Panchayats through awards across the countries which are selected by National Screening Committee of MoPR on basis of questionnaires/evaluation criteria. The nomination of Panchayats for awards is done by

## **EVALUATION OF THE INCENTIVIZATION OF PANCHAYATS SCHEME OF MOPR**

States/UTs through Committees at various levels (Block Level Committee, District Level Committee, State Panchayat Performance Appraisal Committee and State Field Verification Teams). Final Selection is done by the National Screening Committee for National Panchayat Awards constituted in MoPR. Awards, including financial incentives ranging from Rs. 5 – 50 Lakhs, are given annually on the occasion of National Panchayati Raj Day celebrated on 24<sup>th</sup> April every year to best performing Panchayats/States/UTs under various categories namely,

DeenDayal Upadhyay Panchayat Sashaktikaran Puraskar to Gram/Block/District Panchayats under General and Thematic categories improving delivery of services and public goods (Incentive amount Rs. 5 – 50 Lakhs). DeenDayal Upadhyay Panchayat Sashaktikaran Puraskar (DDUPSP) is given to best performing Panchayats (District, Intermediate and Gram Panchayat) across the States/UTs in recognition of the good work that is done by PRIs at each level for improving delivery of services and public goods.

Nine thematic categories for GPs are Sanitation, Civic Services (Drinking Water, Street Light, infrastructure), Natural Resource Management, Marginalized section (Women, SC/ST, Disabled, Senior Citizen), Social Sector performance, Disaster Management, Community Based Organizations/Individuals taking voluntary actions to support GPs, Innovation in Revenue Generation and e-Governance.

The number of PRIs/elected VCs/DCs to be awarded per State/UT will broadly be in proportion to the number of Local Self Governments (LSGs) in the State/UT, with exceptions that may be administratively needed. This number will be determined by MoPR every year as per the criteria given below, for this purpose the number of PRIs in a State/UT as per the Local Government Directory will be considered:

## EVALUATION OF THE INCENTIVIZATION OF PANCHAYATS SCHEME OF MOPR

Table 13. Criteria for selecting the number of panchayats for the Awards

Tier of Panchayat	Number of Panchayats in State/UT	Tentative number of awards
District Panchayat	<50	1
	>= 50	2
Intermediate/Bloc k Panchayat	<500	2
	500-1000	4
	>1000	6
Gram Panchayat	Total number of GPs	0.05% of the total number of GPs(Subject to a minimum of 3 GPs in each State. In very small States like Goa, Sikkim, Tripura, Meghalaya, Mizoram, Nagaland And Manipur, the number of GPs/VCs to be awarded may be restricted to 2).

The amount of incentive to be given to LSG for rural areas will be determined by Government of India (GoI) based on the availability of funds. At the GP/elected VC level, the size of the GP/elected VC would be taken into consideration. In the category “Individuals/Community Based Organizations (CBOs) etc., taking voluntary actions to help and support Panchayat/supplementing efforts of Panchayat etc.”, there is no monetary component for Individuals/CBOs in the DDUPSP award.

Nanaji Deshmukh Rashtriya Gaurav Gram Puraskar to one GP in each State/UT for outstanding performance through effective Gram Sabhas (Incentive amount Rs. 5 Lakhs). Nanaji Deshmukh Rashtriya Gaurav Gram Sabha Puraskar (NDRGGSP) is also given to Gram Panchayats/Village

## **EVALUATION OF THE INCENTIVIZATION OF PANCHAYATS SCHEME OF MOPR**

Councils for their outstanding contribution to the socio-economic development by involving Gram Sabhas. This Award was instituted by GoI in the year 2010 in order to incentivize, appreciate and encourage GPs of the country for outstanding performance through effective Gram Sabha meetings especially in respect of improvements in the social and economic structure of the village. The objective of this award is to strengthen the institution of Gram Sabha and to highlight it as an institution of decision making and auditing. Gram Sabha is the vibrant forum for presenting planned economic & social development of villages in a transparent way through participative democracy offering equal opportunity to all citizens including the poor, women & other marginalized sections of society.

Gram Panchayat Development Plan Award (GPDPA) to one GP in each state/UT for developing GPDPs as per Central/State/UTs guidelines (Incentive amount Rs. 5 Lakhs). This Award was introduced in the year 2018 with a view to encourage the GPs which have developed their GPDPs according to the State/UT specific guidelines prepared in line with the model guidelines issued by MoPR (or adopted as such). Panchayats have a significant role to play in the effective and efficient implementation of flagship schemes through planning on subjects of National importance for transformation of rural India. GPs have been mandated for the preparation of GPDP for economic development and social justice utilizing the resources available to them. Thus, recognition of GPs through this award would greatly encourage GPs to undertake this extremely important task with greater diligence and sincerity.

Child-friendly Gram Panchayat Award (CFGPA) to one GP in each State/UT for adopting child friendly practices (Incentive amount Rs. 5 Lakhs). This award was introduced during the year 2019 for best performing GPs for adopting child-friendly practices keeping in view that the basic component of social development is creating a conducive atmosphere for the healthy growth and development of children

Besides above, State/UTs specifically are awarded under e-Panchayat Puraskar for adopting and implementing MoPR's/Own e-Panchayat applications (No financial incentive)

Incentivization of Panchayats basically aims to recognize the best performing Panchayats and present outstanding performances across various sectors. Targeted output and outcome of this scheme is to confer awards to as many Panchayats as possible as per participation and

## **EVALUATION OF THE INCENTIVIZATION OF PANCHAYATS SCHEME OF MOPR**

nominations from States/UTs, document their best practices and ensure incremental participation from Panchayat across the country for awards. Incentives to awardees Panchayats out of the budgetary support under the scheme ensures financial support to them for public development purposes.

## Chapter 3

### Incentivization of Panchayats Scheme status in the selected States

#### Devolution status of the states

#### UTTAR PRADESH

The Panchayati Raj system is an efficient way for ordinary rural people to participate in democracy. Gram Panchayat, Kshetra Panchayat, and Zilla Panchayat are the three levels of the Panchayati Raj system in Uttar Pradesh. The 73rd Constitutional Amendment cleared the ground for the establishment of a well-planned Panchayati Raj system. The state's Panchayat Raj Act, the U.P. Panchayat Raj Act of 1947, was enacted as soon as the 73rd Constitutional Amendment Act went into effect. The Kshetra Panchayat and District Panchayat Act of 1961 was amended to give structure to the constitutional framework. After reviewing the proposals provided by the High Power Committee (HPC) convened under the direction of the then Agricultural Production Commissioner, the State Government established a Decentralization and Administrative Reforms Commission in 1995. The function of 32 departments was identified in 1997, and it was proposed that they be moved to Panchayati Raj Institutions. The State Government is dedicated to upholding the constitutional rights and obligations of the Panchayati Raj Institutions.

The State shall take appropriate efforts for the creation of Panchayats and endeavor to offer them all sorts of tasks and powers at the village level, according to Article 40 of the Constitution's Directive Principles of State Policy. This year marks the commencement of the first five-year plan. Members of the development committees were appointed by the government at the Panchayat Adalat level to ensure the scheme's success. The Panchayat Minister and the Minister of Development Committees were also appointed at the gram panchayat level. In the district planning committee, one representative from each tehsil was selected.

In 1953-54, a committee of Legislative Assembly members was formed to boost Panchayat involvement and participation in different development-related programmes. By amending the Panchayat Raj Act in 1960-61, a partial modification in the election method of village panchayats and Nyaya Panchayats was made, with the decision to elect the head of the village assembly using a secret ballot mechanism. The Uttar Pradesh Area Committee and Zilla Parishad

## **EVALUATION OF THE INCENTIVIZATION OF PANCHAYATS SCHEME OF MOPR**

Act 1961 were enacted by the directions of the Government of India and the principles of decentralization of power, based on the recommendations of the Shri Balwant Rai Mehta Committee. The village assembly in the nation, as well as the units of Kshetra Samiti and Zilla Parishad, were hampered in one thread by this statute, and the state's three-tier Panchayati Raj system was established.

The Panchayat Raj Act was amended in 1988 to ensure that women receive 30% participation in local panchayat member seats. In addition, it was decided that each village panchayat should have at least one scheduled caste woman as a representative.

The Uttar Pradesh Panchayat Law (Amendment) Act No. 9 Bill 1994 was approved by the State Government as part of the 73rd Constitutional Amendment, and it went into effect on April 22, 1994. The following arrangements have been secured by creating consistency in all three levels of Panchayats (Gram Panchayat, Kshetra Panchayat, and Zilla Panchayat) in the state by revising the United Provinces Panchayat Raj Act 1947 and the Uttar Pradesh Kshetra Samiti and Zilla Parishad Act 1961.

1. Organization and Structure of Panchayats
2. Reservation for SC/ST, Backward Classes and Women
3. Fixed tenure of Panchayats,
4. Detail of functions, powers and responsibilities of Panchayats
5. Constitution of State Election Commission
6. State Establishment of Finance Commission

Under the above arrangements, village panchayats have been formed on a population of 1000 as much as possible, based on the percentage of the population according to the constitutional arrangements, at each level of the Panchayati Raj at the positions of chairpersons and members of the Scheduled Castes, Scheduled Tribes, and Backward Classes (not more than 27%), and a reservation system for women in each category has been ensured for not less than one-third of the population in each category. It has also been established that Panchayats would have a 5-



## **EVALUATION OF THE INCENTIVIZATION OF PANCHAYATS SCHEME OF MOPR**

year term. Currently, the State of Uttar Pradesh constitutes 75 District panchayats, 826 Block Panchayats and 58,189 Gram Panchayats.

The state financial delegation of Uttar Pradesh is the Uttar Pradesh Finance Commission. The major goal of this committee is to develop and implement the state of Uttar Pradesh's financial policies. The Finance Commission was established under Article 243 Sec I of the Indian Constitution within the introduction of the 73rd Amendment of the Constitution Act, 1992, which directs the Governor of the state to create a Finance Commission every five years to review. Uttar Pradesh Finance Commission is formed to aim:

- The Uttar Pradesh Finance Commission follow these targets for the smooth functioning of the committee
- Determining the duties, tolls, taxes, and fees, which are to be imposed on the state
- The allocation of the total proceeds from the taxes, tolls, duties, and fees imposed by the state, which is to be divided between the State and the panchayats
- The financial assistance from the State Consolidated Fund
- The allocation of the total proceeds on taxes, tolls, duties, and fees imposed by the state to the different Panchayats

### **Ranking as per the Devolution Index of the MoPR and its impact in the State**

As per the devolution report of 2015-16 by Ministry of Panchayati Raj Ranking of States in the dimension and aggregate indices of Improved Index of Devolution in Policy of Uttar Pradesh shows below average scores. The ranking lies between 13-17, in Operational Core of Decentralisation Uttar Pradesh bagged the 17th position where the first position in the same was bagged by kerala. In the Support Systems for Devolution the state ranked 8th position and in Aggregate Improved Index -DPi it scored 14. The neighboring states of Uttar pradesh like Delhi, Rajasthan, Haryana, Madhya Pradesh also in the position similar to the state. Discussing the component and aggregate indices of Devolution in Policy Functions Rank, Functionaries Rank, Finances Rank, IGT Rank the state scored below average scores viz 13, 6, 16, and 17 respectively. Ranking of States in the tier wise Policy Index of the state also shows similar trend,

## **EVALUATION OF THE INCENTIVIZATION OF PANCHAYATS SCHEME OF MOPR**

the components like GP Rank, BP Rank, DP Rank, Policy Rank showed Ranks of 19, 16, 11, 18. In Progress in transfer of functions in the Primary Sector by State across types of interventions of the devolution process, the state scored 6 in Number of functions delegated by legislature 3 in Number of Executive Orders Issued and zero in Number of Executive Orders operationalised. In the secondary and tertiary sector the values showed a similar trend. The report calculated Sanctioned own functionaries and functionaries in local institutions Per thousand Population 2015 and the scores of the state in Gram Panchayat, Block Panchayat, District Panchayat was 0.10, 0.01 and, 0.00 respectively where the highest scoring states in this category was kerala, tamil nadu, sikkim, and chhattisgarh. Per capita allocation of untied funds (plan and non-plan) by the State Finance Commission by state across tier of panchayat in Gram Panchayat, Block Panchayat, and District Panchayat were calculated as zero in all three tiers. The report also calculated Proportion of panchayats where social audits were done in 2015 in which the state scored none.

### **GUJARAT**

The 73rd Constitutional Amendment provided Panchayati Raj Institutions (PRIs) constitutional standing and established a system of uniform structure, regular elections, and regular flow of funding through Finance Commissions, among other things. Following that, the States must grant these organizations the necessary powers, duties, and responsibilities to allow them to function as local self-government entities (LSGIs). The PRIs are specifically tasked with developing and implementing plans and programmes for economic growth and social justice, including those included in the Constitution's Eleventh Schedule. The Gujarat Panchayat (GP) Act, 1961, established a three-tier1 structure of Panchayats. The provisions of the 73rd Constitutional Amendment Act, 1992, were incorporated into this Act in April 1993.

The 73rd Amendment to the Constitution called for the PRIs to take over 29 of the Constitution's 11th Schedule powers. The State Legislature had the authority under Article 243 G of the Constitution to determine and delegate powers and obligations to the PRIs. The State Government may assign 29 functions to the PRIs under Section 180 (2) of the GP Act in order for them to create and execute programmes for economic growth and social justice. 14 duties have been devolved wholly to PRIs and 5 functions have been devolved partially to PRIs since

## EVALUATION OF THE INCENTIVIZATION OF PANCHAYATS SCHEME OF MOPR

April 1993. Ten tasks have yet to be delegated to the PRIs (as of February 2014). As a result, the intent of the Constitutional Amendment, which called for the PRIs to act as grassroots LSGIs, has not been fully realized. The organizational set up of PRIs in the state are as follows, the Additional The PRIs are administered by the Chief Secretary, Panchayat, Rural Housing and Rural Development Department (PRHRDD). The PRHRDD is in charge of developing policies for the creation, execution, and administration of developmental plans. The PRHRDD is in charge of administration through the Gandhinagar Development Commissioner's office. The elected representatives elect the President and Vice President of the DPs and TPs. The villages elect the Sarpanch of a GP, and the Upa-Sarpanch is chosen from among the elected delegates. The GP Act provides for the operation of the DPs, TPs, and GPs through Standing Committees with elected members and a chairman. Under the GP Act, there are seven, two, and two committees for DPs, TPs, and GPs, respectively. As per the figures of the Panchayats Department, there are a total 14,017 gram panchayats across the state, while the number of villages stood at 18,584.

DPCs were established by the State Government in 23 districts between January 2007 and November 2013, while DPCs are yet to be established in the remaining three districts (Anand, Porbandar, and Rajkot) (March 2014). DPC meetings were held in the 23 districts where DPCs were established There are just six Districts 4 throughout the whole of the United States. In addition, none of the 22 states had prepared DDPs. Districts (who had contributed a total of \$500,000 information to the Auditor-General), which might have influenced the decision. the rural population's goals and perceived necessities.

The State Government was required by Article 243 I of the Constitution to establish a State Finance Commission (SFC) within one year of the enactment of the 73rd Constitutional Amendment and every five years thereafter to review the financial condition of the PRIs and make recommendations to the Governor for devolution of funds on the following aspects.

- The distribution of net proceeds of taxes, duties and fees between the State and the PRIs;
- Release of grants-in-aid to the PRIs from Consolidated Fund of the State; and
- Measures needed to improve the financial condition of the PRIs.axes, duties, fees and tolls to be assigned and appropriated by PRIs;

## **EVALUATION OF THE INCENTIVIZATION OF PANCHAYATS SCHEME OF MOPR**

As the Constitutional Amendment Act, 1992 came into effect on 20 April 1993; the constitution of the first SFC was due by 19 April 1994.

### **Ranking as per the Devolution Index of the MoPR and its impact in the State**

Gujarat scores above average in the Improving Index of Devolution in Policy as per the devolution report of 2015-16 by the Ministry of Panchayati Raj. The ranking lies between 5-8, in Operational Core of Decentralisation Gujarat bagged the 6th position where the first position in the same was bagged by Kerala. In the Support Systems for Devolution the state ranked 8th position and in Aggregate Improved Index -DPI it scored 5. There were no significant differences in performance among the neighboring states, namely Madhya Pradesh, Maharashtra, and Rajasthan. Maharashtra scored better than Gujarat, while Rajasthan and Madhya Pradesh scored less than Gujarat. Discussing the the component and aggregate indices of Devolution in Policy Functions Rank, Functionaries Rank, Finances Rank, IGT Rank the state scored below average scores viz, 2, 9, 5, and 4 respectively. In aggregate, the state scored 3rd position Ranking of States in the tier wise Policy Index of the state also shows similar trend, the components like GP Rank, BP Rank, DP Rank, Policy Rank showed Ranks of 7, 5, 4, and 5. In Progress in transfer of functions in the Primary Sector by State across types of interventions of the devolution process, the state scored 6 in Number of functions delegated by legislature 0 in Number of Executive Orders Issued and 6 in Number of Executive Orders operationalised. In the secondary and tertiary sectors, the values also showed a similar pattern. A report calculated the number of sanctioned own functionaries and local institutions functionaries per thousand population in 2015, and the scores for the states in Gram Panchayat, Block Panchayat, District Panchayat were 0.32, 1.08, and 0.28 respectively, with the highest scoring states being Kerala, Tamil Nadu, Sikkim, and Chhattisgarh. Per capita allocation of untied funds (plan and non-plan) by the State Finance Commission by state across tier of panchayat in Gram Panchayat, Block Panchayat, District Panchayat were calculated as zero in all three tiers. The report also calculated Proportion of panchayats where social audits were done in 2015 in which the state scored none.

## **EVALUATION OF THE INCENTIVIZATION OF PANCHAYATS SCHEME OF MOPR**

### **ASSAM**

Assam was one of the pioneer States in India to legislate the Panchayat Act and launch Panchayati Raj in the State when the Assam Rural Panchayat Act, 1948 was passed. This Act was amended and superseded by the Assam Panchayat Act, 1959, the Assam Panchayati Raj Act, 1972, the Assam Panchayati Raj Act of, 1986 and finally the Assam Panchayat Act, 1994 which included the provisions of the 73rd Amendment Act, 1992 of the Constitution of India. The Assam Panchayat Act, 1994 received the consent of the Governor on the 22nd April 1994 and elections were held in October 1996, for establishing a three-tier Panchayati Raj system in the State at the village, intermediate and district level.

Assam's PRIs function on a three-tiered structure. The basic units are Gaon Panchayats (GPs) at the village level, while Anchalik Panchayats (APs) at the block level and Zilla Parishads (ZPs) at the apex level. Anchalik Panchayats are the channels via which the vast majority of funds for rural development are routed to Gram Panchayats. The central and state governments are now directly channeling development funds to Gram Panchayats and Zilla Parishads at the district level for many schemes. Through District Planning Committees (DPCs), the apex PRI tier is responsible for drafting an integrated annual plan for the district, which includes both rural and urban regions.

The Government of Assam has taken several steps to speed up the development process for the benefit of Scheduled Tribe (ST) communities in the state, including democratic decentralization of power and empowering Scheduled Tribe (ST) communities to participate in the planning, monitoring, and implementation of Tribal Sub Plan (TSP) schemes at the grass-roots level by forming Territorial Councils, Autonomous Councils, and Development Councils for various Scheduled Tribe (ST) communities.

The Autonomous Councils are given varying degrees of autonomy within the State Legislature. The Bodoland Territorial Council (BTC) has legislative, administrative, executive and financial powers over 40 policy areas in the Bodoland Territorial Areas Districts, comprising 4 Administrative Districts namely Udalguri, Baksa, Chirang, Kokrajhar which comprise various protected tribal belts and blocks in Assam. 40 Elected Representatives to the BTC Legislative Assembly (BTCLA) and provisions for 6 Nominated Members to be nominated by the Governor

## **EVALUATION OF THE INCENTIVIZATION OF PANCHAYATS SCHEME OF MOPR**

of Assam from the unrepresented communities in the BTCLA through the direct election in the districts of Assam. It was established in 2003 following a peace agreement between the Government of India and the Bodo Liberation Tigers and has been functioning since 2003 under the provision of the Amended Sixth Schedule of the Constitution of India. The headquarters of Bodoland Territorial Council (BTC) is at Kokrajhar Town in the Kokrajhar district. The North Cachar Hills Autonomous Council, Dima Hasao District (NCHAC) and the Karbi Anglong Autonomous Council, East Karbi Anglong (KAAC) are autonomous councils constituted under the provisions of the Sixth Schedule of the Constitution of India to administer the respective districts and for the development of the Tribal people. The headquarters of North Cachar Hills Autonomous Council; Dima Hasao District (NCHAC) is in Haflong, Dima Hasao district. The headquarters of Karbi Anglong Autonomous Council; East Karbi Anglong (KAAC) is in Diphu, East Karbi Anglong district.

The Statutory Autonomous Councils are constituted for Social, Economic, Educational, Ethnic and Cultural advancement of the Scheduled Tribe (ST) communities living in Core Areas as well as in Satellite Areas covering many districts of Assam. There are six (6) Statutory Autonomous Councils namely,

1. Rabha Hasong Autonomous Council
2. Mising Autonomous Council
3. Tiwa Autonomous Council
4. Deori Autonomous Council
5. Thengal Kachari Autonomous Council
6. Sonowal Kachari Autonomous Council

The Statutory Autonomous Councils has been provided with executive powers and functions

For the Socio-Economic upliftment and sustainability targeted development of different backward communities, the Government of Assam has created 33 Development Councils to decentralize power and responsibility so that they can take care of development needs. The main function of these Council bodies is to formulate various developmental schemes/projects and to execute these in a priority and need base manner. To regulate the various functions/ activities of the Development Councils, the Government has issued Guidelines vide notification

## **EVALUATION OF THE INCENTIVIZATION OF PANCHAYATS SCHEME OF MOPR**

No.TAD/BC/105/2013/6 Dated 07.03.2013. Each of the Development Councils has their Council body with a minimum of 15 and maximum of 25 members headed by Chairman elected by the Members of the Council.

The Assam state Finance Commission was established by the Governor of Assam on June 23, 1995, to review the financial position of the Local Bodies, namely the Panchayats and Municipalities, and to make recommendations to the Government regarding the distribution of the net proceeds of taxes, duties, tolls, and fees between the State of Assam and the Panchayats / Municipalities.

The Panchayat & Rural Development Department primarily focuses on improving livelihood options, addressing chronic poverty, providing social security, and assisting rural poor families with economic inclusion. The Panchayat & Rural Development Department has been executing several programmes in the State's rural areas, intending to shift the geography of poverty in the state by empowering the rural poor via the power of rights-based law. The main objective of various poverty alleviation and employment generation programmes are as follows:

- a. Reduction of Rural Poverty
- b. Employment Generation in Rural Areas
- c. Development of Rural Infrastructure
- d. Removal of Regional Imbalance
- e. Housing for Rural Poor
- f. Community Participation

Rural Development Programmes are implemented at the state level by the Panchayat & Rural Development Department, and at the district level by the Zilla Parishad. Assam is subdivided into 21 Zilla Parishads, 185 Anchalik Panchayats, and 2202 Gaon Panchayats. The activities of the Panchayat & Rural Development Department are implemented through Panchayati Raj Institutions (PRIs). In the Sixth Scheduled district, there is no PRI system. In the Sixth Scheduled District, the District Rural Development Agency administers the Backward Region Grant Fund (BRGF) Scheme. Some of the District Development Plan's (DDP) plans are implemented by both rural and urban local governments. MGNREGA, IAY, NSAP, RGPSA, BRGF, and DDP are the most common schemes implemented by the Department through PRIs.

## **EVALUATION OF THE INCENTIVIZATION OF PANCHAYATS SCHEME OF MOPR**

Under the Rural Development sector, some programmes/schemes have been introduced which are following:-

- a. Self-employment Programme
- b. Wage-employment Programme
- c. Social Welfare Schemes

An intense monitoring system has been implemented using an online reporting system to ensure openness and accountability in the implementation of the schemes. The Panchayati Raj Institutions Accounting Software (PRIASoft) has been implemented to ensure that Panchayats at all levels have a competent accounting and auditing system.

The Government of Assam established the Panchayat and Community Development in 1952 intending to improve the lives of the state's rural residents. In Assam, 3 Community Development Projects and 135 Development Blocks were first established. The number of Development Blocks has now been extended to 219, allowing for the implementation of numerous development programmes and schemes aimed at improving the lives of rural people. Since July 1, 1989, the former Panchayat & Community Development Department and the Rural Development Department have been merged into one department known as Panchayat & Rural Development.

### **Ranking as per the Devolution Index of the MoPR and its impact in the State**

The Devolution report of 2015-16 published by the Ministry of Panchayati Raj scores Assam below average in the Improving Index of Devolution in Policy. Rankings range from 10 to 13, Assam scored 13 in Operational Core of Decentralisation, 10 in Support Systems for Devolution, and 11 in Aggregate Improved Index -DPI. The performance of neighboring states was not significantly different, and Arunachal Pradesh, Nagaland, and West Bengal all scored similarly. The state scored below average scores in the component and aggregate indices of Devolution in Policy Functions Rank, Functionaries Rank, Finances Rank and IGT Rank with 12, 17, 15, and 8 respectively. The state came in 14th in the aggregate score. The ranking of States based on the state's Policy Index also shows a similar pattern, with components like GP Rank, BP Rank, DP Rank, and Policy Rank showing rankings of 13, 7, 10, and 11. State scored 0 in Number of functions delegated by legislature, 7 in Number of Executive Orders issued, and 0 in Number of



## **EVALUATION OF THE INCENTIVIZATION OF PANCHAYATS SCHEME OF MOPR**

Executive Orders operationalized in Progress in Transfer of Functions in the Primary Sector by State. Similarly, the values in the secondary and tertiary sectors were also consistent. Based on a report, the number of own functionaries and local institution functionaries was calculated. The Gram Panchayat, Block Panchayat, and District Panchayat scores for the States were 0.24, 0.06, and 0.02 respectively, with Kerala, Tamil Nadu, Sikkim, and Chhattisgarh having the highest scores. The State Finance Commission calculated zero per capita allocation of untied funds (plan and non-plan) at all three tiers of panchayats: Gram Panchayat, Block Panchayat, and District Panchayat. The report also calculated Proportion of panchayats where social audits were done in 2015 in which the state scored 1.00.

### **KARNATAKA**

The Mysore Local Board Act, 1902, established a three-tier framework of Union Panchayats, Taluk Boards, and District Boards in the princely state of Mysore. There were several types of members representing various constituencies in all three bodies, such as a small number of elected members with a substantial percentage of representation from nomination and appointment. The old Act was replaced by the Mysore Village Panchayats and Local Boards Act, 1959, shortly after the State was reorganized, introducing a new local self-government structure. The State passed ground-breaking laws for devolution of powers to the Panchayati Raj in 1985. Certain aspects of the 73rd constitutional amendment were already in place in the state of Karnataka via legislation enacted in 1983. (The Karnataka Zilla Parishads, Taluk Panchayat Samitis, Mandal Panchayats and Nyaya Panchayat Act, 1993). The new Panchayati Raj Act was enacted in 1993 by the 73rd Amendment to the Constitution (The Karnataka Panchayat Raj Act, 1993). As a result, the state's devolution initiatives and policies from the 1980s have continued without interruption. The Gram Panchayat (GP) at the village level, the Taluk Panchayat (TP) at the intermediate level, and the Zilla Panchayat (ZP) at the district level all followed the same three-tier PRI structure with slight variations. In the state, there are currently 6021 GPs, 176 TPs, and 30 ZPs. In 2002, a high-powered committee was formed to examine the state of devolution and recommend modifications to boost the state's devolution process (Report of the Working Group on Decentralization, Government of Karnataka, 2002). According to a recent change, a minimum of two Gram Sabhas shall be conducted at the Panchayat level and two meetings (ward

## **EVALUATION OF THE INCENTIVIZATION OF PANCHAYATS SCHEME OF MOPR**

sabha) should be held at the ward level (constituency of an elected member). The amendment also included the creation of a Gram Sabha dedicated just to children.

The 73rd Amendment Act's reservation pattern has been very successfully incorporated into the Karnataka Act's provisions. There are provisions for backward class reservation (one-third of total seats), 50% of seats are reserved for women, and the reservation pattern chosen for seats (membership) is also applied to authority posts, including the vice president post.

Adequate staff is appointed in the Panchayats in Karnataka as part of administrative devolution. Gram Panchayats have the authority to appoint ad hoc temporary employees. All other employees are selected by the Panchayat and paid from the Gram Panchayat funds, except for the Panchayat Secretary. The staff of different line departments at the taluk and district levels is brought under the jurisdiction of the appropriate TP and ZP, according to the directive. In some ways, the enormous number of people working for PRIs in general and Zilla Panchayats, in particular, may be seen as a reflection of Karnataka's administrative devolution. During the post-73rd Amendment period, the Zilla Panchayat was managed by a senior IAS officer in the district who was known as the Chief Secretary. The Zilla Panchayat President has been granted the authority to write an annual Confidential Report (CR) on the Chief Secretary (CS). The issue had been toned down before the 73rd Amendment, with the Chief Secretary's title being changed to Chief Executive Officer (CEO) and the position's seniority being dropped to a non-IAS category in the majority of situations.

It is stated that, for the most part, the concept of subsidiarity was respected while dividing and distributing functions from the state to PRIs and amongst the three levels of PRIs. Certain functions, activities, schemes, and subjects with a village emphasis have been entrusted to GPs. The criteria for entrusting functions to Taluk Panchayats is inter-village orientation, whereas the criteria for entrusting duties to Zilla Panchayats is inter-taluk or district orientation. As a result, the state has given a vast number of tasks to Panchayats, according to records. The State Act divides the PRIs' responsibilities into Schedules/Lists. Gram Panchayats having 30 functions are allocated to Schedule-1. The Taluk and Zilla Panchayats, the other two levels, are given Schedule-11, which covers 29 functions, and Schedule-111, which covers 30 functions, respectively. As a result, PRIs have been given to all of the key domains of subjects stated in

## **EVALUATION OF THE INCENTIVIZATION OF PANCHAYATS SCHEME OF MOPR**

Article 243(G) of the Eleventh Schedule of the Constitution in the State. This is one of the most notable aspects of Karnataka's functional devolution.

In Karnataka, only Gram Panchayats have taxation authority, and the tax base is relatively broad, according to section 199 of the Karnataka Panchayati Raj Act, 1993. However, many Gram Panchayats relied on funding from higher levels of government to carry out the functions that had been entrusted to them. The proportion of own revenue by the Gram Panchayats to the total expenditure was about 15 per cent. It's also worth noting that the share of own revenue to overall spending differs in each Karnataka district. The Zilla Panchayat and Taluk Panchayat are fully reliant on center and state funds. Karnataka has been a pioneer in establishing a State Finance Commission (SFC) every five years.

Karnataka is the only state that not only pioneered the devolution process before the 73rd amendment but also inspired policymakers to draft the 73rd Constitution Amendment Act. The state also deserves credit for adopting all of the principal sections of the central Act into the Karnataka Panchayati Raj Act when it was enacted. Further amendments, rules, orders, and directions have bolstered the devolution process through measures of openness and accountability. Even though Karnataka is ahead of other Indian states in terms of devolution, certain areas require immediate attention. In general, the state is striving for a greater devolution index. In the State of Karnataka, 29 subjects have been transferred to the PRIs. Panchayats in the state manage schools, supervise dispensaries, engage in cooperative farming, build rainwater shelters, and establish small plants. The Karnataka Panchayati Raj Act 1993 has a thorough activity mapping for three-tier PRIs that cover 29 subjects.

Karnataka has used a decentralized planning model. The Gram Sabha prepares and promotes the community's needs in an open meeting. There is a provision in the Gram Sabha to compile and document all of the villages' "wish lists." A school building, drinking water supply systems, primary health centers, veterinary dispensaries, and rural connectivity appear to be the top priorities, according to documents. A draft sub-plan is being prepared based on the demand and submitted to the Panchayat for approval. Following the Village Panchayat's preparation and approval of the plan, it is sent to the Taluk Panchayat (TP), which will examine and integrate it into the Taluk Panchayat plan before sending it to the Zilla Panchayat for similar action. Finally,

## **EVALUATION OF THE INCENTIVIZATION OF PANCHAYATS SCHEME OF MOPR**

the District Planning Committee will integrate all of the plan documents at the district level (DPC). In Karnataka, a planning calendar is also provided, which shows the dates by which each tier must complete its task. The Panchayats' accounts are kept in a single cash book that shows income and spending for each year. The Secretary prepares and publishes the Panchayat's accounts. The accounts officer and chief accounts officer of the Taluk Panchayat and District Panchayat maintains the accounts, respectively.

### **Ranking as per the Devolution Index of the MoPR and its impact in the State**

The Ranking of States in the dimension and aggregate indices of the Improved Index of Devolution in Policy of Karnataka shows above average scores in the devolution report of 2015-16 by the Ministry of Panchayati Raj. Karnataka is ranked between 3-4 in the Operational Core of Decentralization. In Support Systems for Devolution, it ranked 3rd and in Aggregate Improved Index -DPi, it scored 3. The neighbouring states of Karnataka like Goa, Maharashtra, Telangana, Andhra Pradesh, Tamil Nadu and Kerala also in the position similar to the state. The southern states of the country show above-average scores. Discussing the the component and aggregate indices of Devolution in Policy Functions Rank, Functionaries Rank, Finances Rank, IGT Rank the state scored below average scores viz 1, 9, 2, and 1 respectively. Ranking of States in the tier wise Policy Index of the state also shows similar trend, the components like GP Rank, BP Rank, DP Rank, Policy Rank showed Ranks of 5, 4, 3, and 3. In Progress in transfer of functions in the Primary Sector by State across types of interventions of the devolution process, the state scored 7 in Number of functions delegated by legislature 7 in Number of Executive Orders Issued and 7 in Number of Executive Orders operationalised. In the secondary and tertiary sector the values showed a similar trend.

### **TELANGANA**

Government of India (GoI) enacted the 73rd and 74th Amendments to the Constitution to empower local self governing institutions like the Panchayat Raj Institutions (PRIs) and Urban Local Bodies (ULBs). GoI further entrusted implementation of key socioeconomic developmental programmes to PRIs and ULBs. States, in turn were required to entrust these local bodies with such powers, functions and responsibilities to enable them to function as institutions of self-governance and implement schemes for economic development and social justice

## **EVALUATION OF THE INCENTIVIZATION OF PANCHAYATS SCHEME OF MOPR**

including those enumerated in the Eleventh and Twelfth Schedules to the Constitution. Accordingly, State Government enacted Andhra Pradesh Panchayat Raj (APPR) Act in 1994 repealing all the existing Acts, to establish a three-tier system at Village, Mandal and District levels. Further, Andhra Pradesh Municipal Corporations Act, 1994 was enacted to set up Municipal Corporations in the State and provisions of Hyderabad Municipal Corporation (HMC) Act, 1955 including the provisions relating to levy and collection of taxes or fees were extended to all other Municipal Corporations in the State.

The more recent trends, especially post the division of the erstwhile state of Andhra Pradesh into two states, that is, “Telangana” and “Andhra Pradesh” in June 2014, suggest that at least in one of these states, that is, Telangana, there is an attempt to further decentralize the districts into smaller districts and mandals into further smaller mandals (Bhaskar Rao 2017). In the state of Ten former districts in Telangana have been divided into 31 smaller districts and so have the mandals been multiplied, thus creating a huge demand for infrastructure to be provided for the administration of these smaller districts and mandals, as part of taking government and administration closer to the people. Post the formation of 31 new districts, altogether, there are nine zilla praja parishads, 438 mandal praja parishads, 584 revenue mandals and 12,751 gram panchayats in Telangana. While this may be a welcome development, in the future, this may raise questions regarding the economic viability and sustainability of ever-smaller units of governance, so far as Telangana is concerned.

### **Ranking as per the Devolution Index of the MoPR and its impact in the State**

According to the devolution report of 2015-16 by the Ministry of Panchayati Raj, Telangana scores averagely in both the dimension and aggregate indices of the Improved Index of Devolution in Policy. The ranking ranges from 5-7, with the 7th position going to the Operational Core of Decentralisation. Support Systems for Devolution ranked the state 5th and Aggregate Improved Index -DPi ranked it 7th. Like Telangana, neighboring states like Maharashtra, Chhattisgarh, Karnataka, and Andhra Pradesh are experiencing similar problems. In terms of the component and aggregate indices of Devolution in Policy Functions Rank, Functionaries Rank, Finances Rank, and IGT Rank, the state scored below average scores of 6, 12, 4, and 6, respectively. There is a similar trend in tier-wise policy index ranking, with

## **EVALUATION OF THE INCENTIVIZATION OF PANCHAYATS SCHEME OF MOPR**

components such as GP Rank, BP Rank, DP Rank, and Policy Rank showing Ranks of 8, 2, 5, and 8. States scored seven points in Number of functions delegated by legislature, three points in Number of executive orders issued, and three points in Number of executive orders operationalized when it comes to progress in the transfer of functions in the Primary Sector by type of intervention of the devolution process. In the secondary and tertiary sector the values showed a similar trend. According to the report, sanctioned functionaries and functionaries in local institutions were 0.10, 0.01, and 0.00 respectively for Gram Panchayats, Block Panchayats, and District Panchayats.

### **ARUNACHAL PRADESH**

On February 20, 1987, Arunachal Pradesh became a fully-fledged state. Up until 1972, it was known as the North-East Frontier Agency (NEFA). It gained Union Territory status on January 20, 1972 and was renamed Arunachal Pradesh. In 1969, the North Eastern Frontier Agency (NEFA) held its first panchayat election. On August 15, 1975, the first Council of Ministers was constituted, and an elected Legislative Assembly was formed. Elections to the Assembly were held for the first time in February 1978. The State is divided into sixteen administrative districts. This state has its capital in Itanagar, which is located in the Papum Pare district.

With the 73<sup>rd</sup> Constitution Amendment Act, 1992, the Indian Parliament gave more power and responsibility to the Panchayat bodies and ultimately to the village people. As far as Arunachal Pradesh is concerned, the same act was revised in 1997 by revising certain provisions of the Panchayati Raj system. In 1992, the 73<sup>rd</sup> Constitutional Amendment Act gave constitutional status to Panchayati Raj Institutions (PRI). In accordance with the 73<sup>rd</sup> Constitutional Amendment Act, the North East Frontier Agency Panchayati Raj System was dissolved on 14 September 1997 and the Arunachal Pradesh Panchayat Raj Act, 1997 was passed. The Panchayati Raj System of the North East Frontier Agency was dissolved to ensure effective implementation of rural development programmes and to replace the North East Frontier Agency Panchayati Raj Regulation, 1967 by a comprehensive law, the Arunachal Pradesh Panchayati Raj ordinance, 1994 was promulgated. In Arunachal Pradesh, however, the institution of Panchayati Raj remained defunct for more than a decade due to constitutional deadlock. This resulted in Arunachal Pradesh Panchayati Raj ordinance, 1994 being returned to the government in 1996

## **EVALUATION OF THE INCENTIVIZATION OF PANCHAYATS SCHEME OF MOPR**

along with some suggestions. Meanwhile, taking into consideration the suggestions made by the president of India, the state Legislative Assembly passed the new Arunachal Pradesh Panchayati Raj bill 1997, but without incorporating the proposal for reservation of seats for scheduled castes. Subsequently, the government of India introduced the 86th constitutional Amendment bill, 1999 which provides for the exemption of reservation of seats for scheduled castes. It states that "Nothing in Article 243(d) relating to reservation of seats for scheduled castes, shall apply to the state of Arunachal Pradesh". Therefore, in the year 2000, the parliament passed the bill in the form of 83rd constitutional Amendment Act, and in April 2001, the Arunachal Pradesh Panchayati Raj Act 1997 came into effect.

The Arunachal Pradesh Panchayati Raj Act 1997 was enacted to revitalize the Panchayati Raj system and improve development activities in Arunachal Pradesh. Among its provisions are uniformity of Panchayati Raj system, constitution of Gram Sabha, reservation of one third of seats for women, direct elections to Panchayat, a fixed tenure of five years for Panchayat bodies, and establishment of state Election Commission and State Finance Commission. In 1992, the 73rd Constitutional Amendment Act introduced a three-tier Panchayat Raj system at the district, block and village levels, known as Zilla Parishad, Anchal Samiti and Gram Panchayat, respectively. Following the new system, elections for panchayat bodies were conducted on 2nd April 2003 with the constitution of 15 Zilla Parishads, 150-Anchal Samities and 1744-Gram Panchayats with returned candidates of 6485 Gram Panchayat Members, there are 8,151 Gram Panchayat members and 241 Zilla Parishad members in Arunachal Pradesh. There are 2,215-gram panchayat chairpersons and 25 Zilla Parishad chairpersons among them

### **Ranking as per the Devolution Index of the MoPR and its impact in the State**

According to the devolution report of 2015-16 released by the Ministry of Panchayati Raj, Arunachal Pradesh scored below average in the dimension and aggregate indices of the Improved Index of Devolution in Policy. Arunachal Pradesh holds the 15th position in the Operational Core of Decentralization ranking. The state ranked 15th in Support Systems for Devolution, and 13th in Aggregate Improved Index -DPI. On the component and aggregate indices of Devolution in Policy Functions Rank, Functionaries Rank, Finances Rank, and IGT Rank, the state scored below average viz. 16,6,16, and 22 respectively. As well, the ranking of

## **EVALUATION OF THE INCENTIVIZATION OF PANCHAYATS SCHEME OF MOPR**

states by tier shows similar trends, with GP ranking, BP ranking, DP ranking, and Policy ranking showing ranks of 20, 17, 20, 22. State scores 0 in Number of functions delegated by legislature, 6 in Number of executive orders issued, and 6 in Number of executive orders operationalized in progress in transferring functions in the primary sector. In the secondary and tertiary sector the values showed a similar trend.

### **SIKKIM**

The Sikkim Panchayat Act, 1993, which was passed and announced on October 10, 1993, governs the Panchayati Raj in Sikkim. Article 243G of the Constitution's Eleventh Schedule lists 29 subjects that must be entrusted to the Panchayati Raj Institution. "Active mapping" was used to map out the responsibility delegation between Zilla Panchayats and Gram Panchayats for the same goal. More decentralization of funding, functions, and functionaries has resulted from the deployment of activity mapping. Following the 73 Constitutional Amendment, the Sikkim Panchayat Act, 1993 was adopted to establish a two-tier Panchayat Raj Institutions (PRIs) structure at the village and district levels in the State. At the local (Gram Panchayats) and district levels, the system envisaged elected bodies (Zilla Panchayats). At present there are 176 panchayats in the state.

The State Government under its decentralization policy has devolved the three Fs, i.e. Funds, Functionaries and Functions to every Gram Panchayat Units. Basically, it allows these grassroots institutions to make decisions on matters related to the day-to-day socio-economic life of the people. Village Administrative Centers have been established by the Directorate for effective functioning of Gram Panchayat Units. 160 of the 176 GPUs in the state have their own Village Administrative Centers (VACs) and the remaining 16 will be taken over in the near future. The Directorate of Panchayati Raj has deployed many village level functionaries in the capacity of Panchayat Accounts Assistants, Panchayat Development Assistants, and Barefoot Engineers over the years to ensure the smooth functioning of Village Administrative Centers and to assist elected representatives in planning, implementing, and monitoring all development schemes of the State and Central Government. Its assistants are stationed at the Block level to help GPUs under its authority in resolving difficulties relating to e-Panchayat, hardware, and software. Block Administrative Centers (BACs) were formed to give administrative, accounting, and



## **EVALUATION OF THE INCENTIVIZATION OF PANCHAYATS SCHEME OF MOPR**

technical assistance to clusters of Gram Panchayats, despite the state's two-tier PRI at the village and district levels. A BAC, with its battery of officers, offers support to a population of around 15,000 people, boasting state-of-the-art facilities. So far, 31 BACs have been established to meet the demands of the state's 176 Gram Panchayats.

The state's PRI organization system has evolved. The overall in-charge for the successful operation of the PRIs in the State is the Commissioner-cum-Secretary, Rural Management & Development Department (RMDD). The organogram below displays the Department's and PRIs' organizational structure. For the smooth functioning of the Gram Panchayat, Block, and others, the State Government established a number of committees such as the Social Audit and Vigilance Committee; Disaster Management Committee; Block Development Committee; Village Health and Sanitation Committee; District Technical Support Committee; Water Supply and Sanitation Committee.

In July 2008, the State Government constituted the District Planning Committee (DPC) pursuant to Article 243 ZD of the Constitution of India and Section 127 of the SP Act 1993. An Adhyaksha of the ZP is the Chairman, the Mayor / President of the municipal corporation or municipal council having jurisdiction over the headquarters of the district is the Vice-Chairman, and the District Planning Officer is the Member Secretary. Other committee members included members of the Lok Sabha and Rajya Sabha, MLAs with constituencies in the district, and members of the Zilla Panchayat. Among its duties and responsibilities, the Committee is requested to consolidate the plans prepared by all ZPs, GPs, Town Panchayats, and the Municipal Corporation in the district into a single development plan. The PRIs are supported entirely by the government through grants-in-aid from the federal and state governments for general administration and development purposes. Funds are first reflected in the State budget against several administrative departments' outlays under grants-in-aid. Following that, individual departments transmit monies to Sachiva and Zilla. Additional District Collector (Development) for GPs and Panchayats for Zilla Panchayats grants-in-aid.

The 73 Constitutional amendments provide for appointment of a Finance Commission by the State Government to review the financial position of the Panchayats and recommend the:

## **EVALUATION OF THE INCENTIVIZATION OF PANCHAYATS SCHEME OF MOPR**

- i. sharing pattern of the net proceeds of taxes, duties, tolls and fees leviable by the State between the State and the Panchayats;
- ii. assignment of taxes, duties, tolls and fees to the Panchayats; and
- iii. Grants-in-aid to the Panchayats.

In pursuance of Article 243(I) of the Constitution of India, the State Government constituted the First State Finance Commission in 1998, Second State Finance Commission (SSFC) in 2003 and TSFC in March 2009. The TSFC submitted its recommendations to the Government during February 2010.

### **Ranking as per the Devolution Index of the MoPR and its impact in the State**

As per the devolution report of 2015-16 by Ministry of Panchayati Raj Ranking of States in the dimension and aggregate indices of Improved Index of Devolution in Policy of Sikkim shows above average scores. The ranking lies between 3-7, in Operational Core of Decentralization Sikkim bagged the 7th position. In the Support Systems for Devolution the state ranked 3rd position and in Aggregate Improved Index -DPi it scored 6. Discussing the the component and aggregate indices of Devolution in Policy Functions Rank, Functionaries Rank, Finances Rank, IGT Rank the state scored below average scores viz 11, 7,7,and 7 respectively. The components like GP Rank, BP Rank, DP Rank, Policy Rank showed Ranks of 2, Not applicable, 7, and 4. Progress in transfer of functions in the Primary Sector by State across types of interventions of the devolution process state scored 7 in Number of functions delegated by legislature 7 in Number of Executive Orders Issued and 6 in Number of Executive Orders operationalised. The report also calculated Proportion of panchayats where a social audit was done in 2015 in which the state scored 1.00.

## **JHARKHAND**

The State of Jharkhand was created in November 2000 by dividing the State of Bihar. In the year 2000, it was formed from the southern section of Bihar to become India's 28th state. In terms of topography and socioeconomic composition, this region was distinct from the northern section of

## EVALUATION OF THE INCENTIVIZATION OF PANCHAYATS SCHEME OF MOPR

Bihar. It is home to the most Adivasi people, hailing from 32 distinct tribes, including the nine Particularly Vulnerable Tribes (PVTG). The 73rd constitutional amendment was passed in 1992 to enhance local self-governance in rural India. A three-tier Panchayati Raj Institution was established into legislation as a result of this modification. However, under Article 243(M), its application to scheduled [2] and tribal territories was limited. The Panchayat Extension to Scheduled Territories (PESA) Act 1996 was enacted in response to the Bhuria Committee's recommendations in 1995, with the goal of providing tribal self-rule for people residing in India's scheduled areas. The Gram Sabha has absolute powers under the PESA Act, although the state legislature has given Panchayats and Gram Sabhas an advisory role to guarantee efficient operation. Jharkhand's Panchayati Raj Act was enacted after the state was established as a distinct entity. This was done in compliance with the 73rd Amendment to the Constitution and the Panchayat Extension to Scheduled Areas) Act, 1996, both of which apply to this State. As a result, the state amended its legislation and called elections.

This structure envisaged a *Gram Panchayat* (an assembly of 5-30 elected members at the village level, in power for five years), which was linked to a *Gram Sabha* (a body consisting of persons registered in the electoral rolls relating to a 'revenue' village comprised within the area of the Panchayat at the village level), a *Panchayat Samiti* (at the block level) and a *Zilla Parishad* (district level). Within this constitutional scheme, the role of the traditional *sabha* [assembly], built upon the 'natural' village (which considers social and economic ties as well as geographical boundaries, as against the 'revenue' administrative one) was erased and superseded by new institutions, which borrow shape and functions from the traditional assembly paradigms but are, in fact, legitimated, disciplined and constituted by the state.

The power delegated to Gram Sabha cannot be curtailed by a higher level, and there shall be independence throughout. Following powers and functions have been provided to the Gram Sabhas:

- Protection of traditional belief, the culture of the tribal communities
- Resolution of the local disputes
- Prevention of land alienation
- Management and protection of the common properties based on their traditions
- Management of village markets

## EVALUATION OF THE INCENTIVIZATION OF PANCHAYATS SCHEME OF MOPR

- Right to control production, distillation, and prohibition of liquor
- Exercise of control over money-lending
- Any other rights involving the Scheduled Tribes.

Jharkhand Finance Commission has been established in the state according to the guidelines that have been laid down in the Indian Constitution, Article 243 (I). According to this article, the governor shall set up the Finance Commission in the state from the start of the Constitution of India, seventy- third Amendment Act, 1992 and after that at the end of every fifth year. Under Section 80-B of JMA, 2000, the State Finance Commission (SFC) is constituted by the State Government. SFC's main function was to formulate principles for the distribution of net proceeds of taxes, duties, etc. between the State and Local Bodies as well as grants-in-aid to strengthen the financial position of Local Bodies. In January 2004, the State Government constituted the first SFC, which submitted its report in April 2009, and the second SFC was formed in December 2009. The second SFC has not yet submitted its report (February 2013). In addition, the Joint Secretary of the Urban Development Department informed in November 2012 that a High Level Committee would be constituted to consider one of the recommendations of the First SFC, providing a per capita Core Municipal Services Provision Grant of 375 in 2009-10 with a 10% annual growth rate in the subsequent four years in place of taxes not assigned and taxes not shared with ULBs. The objectives of Jharkhand Finance Commission are:

- To function as an arbiter between the governments of the center and the state with regard to financial matters
- To transfer the funds that are granted by the center to the state government
- To review the economic condition of the various Panchayati raj institutions
- To grant funds from the Consolidated Fund of the State to the various Panchayati raj institutions in the state
- To determine the tolls, fees, taxes, and duties that may be levied by the various Panchayati raj institutions
- To distribute between the state government and the various Panchayati raj institutions the total proceeds that come from the taxes, duties, fees, and tolls that are charged by the state
- To take steps that lead to improvement of the economic condition of the various Panchayati raj institutions in the state

## **EVALUATION OF THE INCENTIVIZATION OF PANCHAYATS SCHEME OF MOPR**

### **Ranking as per the Devolution Index of the MoPR and its impact in the State**

As per the devolution report of 2015-16 by Ministry of Panchayati Raj Ranking of States in the dimension and aggregate indices of Improved Index of Devolution in Policy of Jharkhand shows poor scores. The ranking lies between 11-16, in Operational Core of Decentralisation state bagged the 16th position. In the Support Systems for Devolution the state ranked 11th position and in Aggregate Improved Index -DPi it scored 14. Discussing the the component and aggregate indices of Devolution in Policy Functions Rank, Functionaries Rank, Finances Rank, IGT Rank the state scored below average scores viz 14,14, 16, and 11 respectively. Ranking of States in the tier wise Policy Index of the state also shows similar trend, the components like GP Rank, BP Rank, DP Rank, Policy Rank showed Ranks of 13,11,4,10. Progress in transfer of functions in the Primary Sector by State across types of interventions of the devolution process state scored 7 in Number of functions delegated by legislature 5 in Number of Executive Orders Issued and 5 in Number of Executive Orders operationalised. where the highest scoring states in this category were Kerala, Tamil nadu, sikkim, and chhattisgarh. The report also calculated Proportion of panchayats where social audit was done in 2015 in which the state scored 1.00

### **MADHYA PRADESH**

Madhya Pradesh, India's second-largest state by land (with 308,000 square kilometers), has 48 districts organized into nine revenue divisions for administrative purposes. The vast number of villages – 51,806 – is mirrored in the fact that they are served by about 22,931 Gram Panchayats and 313 Community Development Blocks. In Madhya Pradesh, a study conducted by the Rural Local Self-Government Committee in 1957 paved the way for unified panchayat legislation. The Panchayati Raj Act of 1962 was the culmination of this process. Since then, the Panchayati Raj Act has been modified several times by the state. After the constitutional change related to PRIs took effect in 1993, the State Legislature approved the Madhya Pradesh Panchayati Raj Adhiniyam 1993 on December 30, 1993, and it took effect on January 25, 1994, replacing the preceding Panchayat Act of 1990. 13 The Act was renamed the Madhya Pradesh Panchayati Raj avam Gram Swaraj Adhiniyam 1993 after an amendment in 2001. (PR Act 1993). It is worth noting that the PRI amendment to the Indian Constitution did not apply to Schedule V districts automatically. However, when the Central Government approved the Provisions of the

## EVALUATION OF THE INCENTIVIZATION OF PANCHAYATS SCHEME OF MOPR

Panchayats (Extension to Scheduled Areas) Act in 1996, the State Government amended the PR Act 1993 in December 1997 to create a new chapter to establish additional provisions for panchayats in Madhya Pradesh's Scheduled Areas. Gram Swaraj, a system of village-level government, has been in effect since January 26, 2001, and Gram Sabhas have been given significant powers for local development and welfare activities. The Panchayat Raj Adhiniyam, 1993 was passed in Madhya Pradesh to establish a three-tiered Panchayati Raj structure. It was the first state following the 73rd Amendment to hold elections. The Gram Swaraj Adhiniyam revised the Panchayati Raj Adhiniyam in 2001, bringing substantial changes to the structure of Panchayati Raj by strengthening Gram Sabhas and directly forming committees to design and implement programmes at the Gram Sabha level. The legislation has recently been changed to reinstate the Gram Panchayat's role as the executive branch of self-government. Madhya Pradesh has decided to replace the separate village-level committees for development, education, health, infrastructure, security, agriculture, public property, and social justice with two new committees, the Gram Nirman Samiti and Gram Vikas Samiti, both chaired by the Sarpanch, according to reports. Madhya Pradesh has a three-tier panchayat system with Gram Panchayats at the village level, Janpad Panchayat at the intermediate (block) level and Zila Panchayat at the district level. Additionally, there is the Gram Sabha, which is the basic unit in the Panchayati Raj mechanism

**Table 14. Name used for Each Level of Panchayat**

<b>Level Of Panchayat</b>	<b>Name Used</b>
District Panchayat	Zilla Panchayat
Intermediate Panchayat	Janpad Panchayat
Village Panchayat	Gram Panchayat

**Table 15. Number of Panchayat bodies in Madhya Pradesh**

<b>Name</b>	<b>No of PRIs</b>
Gram panchayat	22,931
Janpad panchayat	313
Zilla panchayat	48

**Gram Panchayat**

A gram panchayat is constituted for every village. It is made up of elected Panchs and a Sarpanch, who is the Gram Panchayat's leader. Each Gram Panchayat is split into a minimum of 10 and a maximum of twenty wards. Wards are Gram Panchayat territorial constituencies. Each ward elects its own panch. The Gram Sabha is a democratically elected general body, whereas the Gram Panchayat is an executive, democratically elected entity. The executive must carry out its responsibilities in accordance with the general body's directives.

**Janpad Panchayat**

Blocks are used to divide each district. Each block is given its own Janpad Panchayat. Every Janpad Panchayat is made up of: members elected from smaller constituencies (between 10 and 25 members); all members of the State Legislative Assembly who have returned from constituencies that are wholly or partially rural; and all members of the State Legislative Assembly who have returned from constituencies that are wholly or partially rural. partially inside the block; and one-fifth of the Sarpanchs in the block's geographical region on a regular basis. for a duration of one year on a rotating basis Sarpanchs are chosen using a lottery system. Each Janpad is unique. A President and Vice-President are elected by and from among the Panchayat members.

**Zilla Panchayat**

A Zila Panchayat is constituted for a district. It is made up of elected members from constituencies (between 10-35 members), members of the Lok Sabha, Rajya Sabha, and State

## EVALUATION OF THE INCENTIVIZATION OF PANCHAYATS SCHEME OF MOPR

Legislative Assembly who have returned from the district, and all chairpersons of the district's Janpad Panchayats. The President and Vice-President of each Zila Panchayat are elected by and from among the elected members.

**Table 16. Devolution of functions and powers to the three tiers of Panchayats by the State Government**

Gram Panchayat	Janpad Panchayat	Zilla Panchayat
Sanitation	Integrated Rural Development Programme (IRDP)	Control, coordinate and guide the <i>Gram</i> and <i>Janpad Panchayats</i> within the district
Construction and maintenance of sources of water	Agriculture	
Construction of roads, buildings bridges, latrines, wells	Social forestry	Coordinate and consolidate the <i>Janpad Panchayat</i> plans;
Lighting of village streets	Cottage industries	Coordinate the demands for grants for special purposes received from the <i>Janpad Panchayats</i> and forward them to the State government
Control over entertainment shows, shops, eateries	Family planning	
Maintenance of <i>Panchayat</i> property	Sports	Secure the execution of plans, projects, schemes or other works common to two or more <i>Janpad Panchayats</i> of the district;
Establishment and management of market and <i>melas</i>	Rural employment programme	
Prevention of contagious diseases	Provision for emergency relief in cases of fire, flood,	



**EVALUATION OF THE INCENTIVIZATION OF PANCHAYATS SCHEME OF MOPR**

Promotion of youth and sports	drought, etc	Advise the State government on social forestry, family welfare, welfare of the disabled, destitute, women, youth and children;
Providing public health facility	Arrangement in connection with local pilgrimage and festivals; management of public ferries, public markets, melas, etc.	
Control of erection of building and such building (The Gram Panchayats get construction schemes upto Rs. 5 lakhs executed through the Construction and Communication Committee of the Gram Panchayat. The Practice of contract is strictly prohibited. The Gram Panchayat exercises as full control and supervision over all construction activities. )		
Fine obstruction and encroachment upon public streets or open spaces	Any other function with the approval of the State government and the <i>Zilla Panchayat</i> .	Exercise such other powers which the State government entrusts to it.
Naming of buildings and streets, etc		

**(Source: Government of Madhya Pradesh Year:1994-95)**

The Finance Commission in Madhya Pradesh has been established according to the rules that have been laid down in the Indian Constitution, Article 243 (I). The governor has set up the Madhya Pradesh Finance Commission in the state of Madhya Pradesh after every five years. The Finance Commission in Madhya Pradesh consists of the chairman, one member secretary, and two other members. The first state finance commission in Madhya Pradesh constituted in the

## **EVALUATION OF THE INCENTIVIZATION OF PANCHAYATS SCHEME OF MOPR**

year 1995. It was constituted under the Madhya Pradesh Rajya Vitta Ayog Adhiniyam. The first commission submitted its reports in 1996 relating to rural local bodies and other urban local bodies. The recommendation of the first state finance commission covered the period from April 1996 to March 2001.

### **Ranking as per the Devolution Index of the MoPR and its impact in the State**

As per the devolution report of 2015-16 by Ministry of Panchayati Raj Ranking of States in the dimension and aggregate indices of Improved Index of Devolution in Policy of Madhya Pradesh shows below average scores. The ranking lies between 9-12, in Operational Core of Decentralisation state bagged the 9th position. In the Support Systems for Devolution the state ranked 12th position and in Aggregate Improved Index -DPI it scored 9. Discussing the component and aggregate indices of Devolution in Policy Functions Rank, Functionaries Rank, Finances Rank, IGT Rank the state scored below average scores viz 13, 3, 12, and 15 respectively. Ranking of States in the tier wise Policy Index of the state also shows similar trend, the components like GP Rank, BP Rank, DP Rank, and Policy Rank showed Ranks of 7,9,6,7. In Progress in transfer of functions in the Primary Sector by State across types of interventions of the devolution process, the state scored 5 in Number of functions delegated by legislature 5 in Number of Executive Orders Issued and 5 in Number of Executive Orders operationalised. The report also calculated Proportion of panchayats where social audits were done in 2015 in which the state scored none.

## Chapter 4

### Discussion on the impact of the award based on the case studies

#### CASE 1

#### **Dhangri Gram Panchayat (Block Rajouri, District Rajauri), Jammu & Kashmir Award: Nanaji Deshmukh Rashtriya Gaurav Gram Sabha Puraskar 2020.**

**Purpose:** An active, effective and vibrant Gram Sabha leading towards all - round development of Gram Panchayat through efficiency, accountability, transparency and participatory planning in functioning of Panchayat by ensuring active participation of the Panchayat members, community and other stakeholders.

**Strategy Adopted:** Primary role was played by the Gram Sabha where all the issues of GP were discussed and prioritized. Once decided in the Gram Sabha, efforts were made to achieve the desired goal through coordinated efforts of all those who were involved in the planning process. Sustained IEC campaign by way of formulations of various groups for awareness generation. These groups of volunteers as well as officials targeted a small audience at ward level thereby leading to behavioral change among the community members. Panchayat members played an active role in mobilizing the people thereby taking the shape of mass movement. Panchayat members with the support of Ward Sabha / Gram Sabha also played a fundamental role in screening the eligible beneficiaries thereby ensuring transparency in the process.

**Results and Outcomes:** Gram Panchayat was able to achieve the goals of ODF and Rural connectivity in a short span of time. As on date the GP is having a good network of roads catering to the needs of various sections of the society. Students particularly girl students got immensely benefited since they need not to travel on foot to reach their schools and absence during inclement weather conditions has also been avoided. Better rural connectivity has also benefited the farmers thereby strengthening the primary sector of the economy.

**CASE 2**

**Ukhali Gram Panchayat (Block Bhoranj, District Hamirpur), Himachal Pradesh Deen Dayal Upadhyay Panchayat Sashaktikaran Puraskar 2020**

**Purpose:** To encourage good work in delivery of services and addressing various socio - economic and developmental issues to attain the sustainable development goals . The Gram Panchayat worked assiduously to address the scarcity of safe water and sanitation towards fulfillment of goal 6 of sustainable development goals (SDGs)

**Strategy Adopted:** The elected representatives of GP collaborated with the line departments for awareness generation in the Gram Sabhas about their schemes and programs by involving line department functionaries. Around 70-80 water storage tanks were constructed in the Gram Panchayat area. The Gram Panchayat constructed water storage tanks for most of the families under MGNREGS. The old water sources were renovated under the 14th Finance Commission and MGNREGS. Check dams were constructed with the support of the general public, so that the water level rises and the local public can use this water to produce cash crops. It constructed soak pits for disposal of dirty water and this work is still going on continuously on Panchayati land. The GP undertook various measures for Solid - Liquid waste management such as: collection of garbage / solid waste including non - biodegradable plastics from every home, construction and regular cleaning of drains, ensuring cleanliness at public places like: roads, streets and market places. GP organized cleanliness rallies and programs in collaboration with Mahila Mandal, Sudhar Sabha and Yuvak Mandals, and cleanliness work was done in every ward with the help of villagers.

**Results and Outcome:** GP people have sustainable access to Safe Drinking Water and they are becoming self - dependent by producing vegetables, fruits and grains in their land by using stored water. Solid and Liquid Waste Management has greatly improved the sanitary status of the Gram Panchayat.

### CASE 3

#### **Kedarawala Gram Panchayat (Block Vikasnagar, District Dehradun), Uttarakhand**

#### **Award: Gram Panchayat Development Plan Award 2020.**

**Purpose:** To encourage preparation of local need-based Gram Panchayat Development Plans (GPDP) for judicious utilization of resources available to the GPs. The GPDPs are to be formulated according to the State specific guidelines keeping in mind the model guidelines issued by the Ministry of Panchayati Raj.

**Strategy Adopted:** After rounds of consultation with Anganwadi workers, Asha workers, Youth Mangal Dal , Mahila Mangal Dal , social organizations and villagers , the Gram Panchayat Development Plan 2018 19 was formulated and taking into account the interests of all . The proposals of all the stakeholders were included in the Gram Panchayat Development Plan. After all, a shared comprehensive understanding was developed to build a vision for the future of Gram Panchayat.

**Results and Outcome:** 100 % drinking water supply was ensured. Gram Panchayat has been made open defecation free in which each family has its own toilet. 70 individual soak pits are built in Gram Panchayat by laying 550 meters of pipeline, every house was connected to soak pit and the wastewater has been disposed of. installed in the village women have been trained in and beautician training. 100 agricultural land has been irrigation pipelines. Such efforts 07 Security cameras have been panchayat for security. 300 sewing, weaving, embroidery hectares of unirrigated irrigated by constructing 3 km of are being taken in the GP that the villagers become self dependent " AATMANIRBHAR " . Under 14th Finance Commission Grant, 500 meters of roads were repaired and rebuilt and 50 street lights have been installed. The Crematorium that has been constructed from district plan grant.

## DETAILS OF AWARD WINNING PANCHAYATS

### Award Winning Panchayats in Arunachal Pradesh

In 2018-19 two village panchayats were selected as award winning panchayats which are Yachuli and Deed. Yachuli is a gram panchayat in Yachuli is a Block located in Lower Subansiri district in Arunachal Pradesh. Placed in the rural area of Arunachal Pradesh, it is one of the 3 blocks of Lower Subansiri district. As per the administration records, the block number of Yachuli is 73. The block has 184 villages and there are a total 4667 homes in this Block. As per Census 2011, Yachuli's population is 25399. Out of this, 12857 are males whereas the females count 12542 here. This block has 3877 children in the age group of 0-6 years. Out of this 2020 are boys and 1857 are girls. Yachuli has won a child friendly grama panchayat award. Another village panchayat selected as award winning panchayat is Deed. According to Census 2011 information the location code or village code of Deed village is 264982. Deed village is located in Pistana Tehsil of Lower Subansiri district in Arunachal Pradesh, India. It is situated 4km away from sub-district headquarter Yachuli and 50km away from district headquarter Ziro. The total geographical area of the village is 40 hectares. Deed has a total population of 363 people. There are about 56 houses in Deed village. Deed was selected as Rashtriya Gaurav Gram Sabha (RGGS). The award winning LSGI for next year was siang district panchayat, Namsing Sanggo, Hukan, Sigin I C, Parong, Tebital and Tassar.

### Award Winning Panchayats in Assam

In 2018-19 nine LSGI were selected as award winning panchayats, which are Kamrup Metro, Machkhowa, Ghilmara, Malinipur, Gohaingaon, Salmara, Borpathar, Sonapur, and Horapara. Kamrup Metro is a district panchayat in Assam. There are five block panchayats under kamrup district panchayat jurisdiction, which are Dispur, Chandrapur, Azara, north Guhawati and Sonapur. There are 229 grama panchayats in Kamrup metro. Kamrup metro was awarded as Panchayat Sashatikaran Puraskar. Another award winning LSGI in the state is Machkhowa in Dhemaji district. Machkhowa is a block panchayat among five blocks in the district. Machkhowa was awarded for Panchayat Sashathikaran puraskar. As per the 2011 census the population of machkhowa block panchayat is 26657. As per the grama panchayat scorecard mackhowa block panchayat scored 34 in mission antyodaya baseline survey. Other panchayats in the blocks like

## EVALUATION OF THE INCENTIVIZATION OF PANCHAYATS SCHEME OF MOPR

Begenagareh, Jorkata, Pub-Muchkhowa, Sissimukh also scored 34,31,50,39 respectively. Another intermediate panchayat or block panchayat in the state won award for Panchayat Sashatikaran Puraskar is Ghilmara block panchayat is one block panchayat among nine block panchayats in Lakhmipur District. There are 9 grama panchayats under Ghilamara block panchayat. The gram panchayats score of panchayats in Ghilamara panchayats are as follows, the Bordiobam grama panchayat scored 23, Deoila scored 36, Kekuri scored 25, Morni grama panchayat scored 29, Subansiri scored 32, Sunari chapoi scored 24, Barkhamukh scored 25, Bilmukh scored 31 and, finally the Ghilamara panchayat scored 42 in the mission antyodaya baseline survey. Malinipur Gram Panchayat is in Sissiborgaon block panchayat in Dhemaji district, one of the gram panchayats which won Gram Panchayat Development plan (GPDP) in the state. Malinipur gram panchayat scored 24 in grama panchayat scorecard. Malinipur scored in basic parameter 0.16 out of 4, in key infrastructure the average score Gram panchayat scored was 19.84 out of 64, in health, nutrition and sanitation the average score panchayat scored was 3.04 out of 4, in women empowerment gram panchayat also scored 0.84 out of 7. The parameters like Economic development and financial inclusion the score was 0, and average total score of malinipur was 24 out of 100. Gohaingaon is another gram panchayat in the state who won Panchayat Sashatikaran Puraskar. Gohaingaon is a gram panchayat in Dhemaji block panchayat in Dhemaji district. Gohaingoan scored an average score of 37 out of 100 in mission antyodaya baseline survey. They scored 25.57 out 64 in key infrastructure, 0.5 out of 4 in economic development, 4.63 out of 7 in women empowerment. They scored 0 in basic parameters and financial inclusion. Salmara is a Rashtriya Gaurav Gram Sabha award winning panchayat in Raha block panchayat in Nagoan District. Salmara scored an average score of 43 in which the key infrastructure was highest. In key infrastructure they scored 35 and in health and sanitation they scored 5.67. They also were able to score 2 out of 7 in women empowerment. Borpather is a gram panchayat in the barbaruah block panchayat in Dibrugarh district. Borpather won the Child friendly gram panchayat award. They scored 31 in the baseline survey. In key infrastructure parameters they scored 25 and in health, nutrition and sanitation they scored 6 out of 18. The next villages panchayats which won Panchayat Sashatikaran Puraskar in the state are Sonapur and Horapura in Kamrup and Kamrup Metro respectively. Sonapur is village panchayat in Dimoria block panchayat and is one of the important GP of the Kamrup Metropolitan districts and awarded under Deen Dayal Upadhyay Panchayat Sashaktikaran Puraskar -2020 as best

## EVALUATION OF THE INCENTIVIZATION OF PANCHAYATS SCHEME OF MOPR

performing panchayat for their remarkable efforts made in the area of Infrastructure Development of the GP. This Gram Panchayat was established in 1974 under the 52 No Dispur Legislative Assembly Constituency. According to Census 2011, the total number of populations is 13791 among which the total number of male is 7104 and female is 6687. Number of people belonging to Schedule Caste are 622 and Schedule Tribes are 2112 rest belong to general category. Initially, GP Sonapur has various issues related to Infrastructure, Drinking Water, Employment, All weather roads, 24 Hours Electricity Supply, Marketing (Panchayat has huge production of orange and other vegetables and trying to link for proper marketing for sale), Flood, Employment, and Coordination with line departments in their area. But the Panchayat took initiative to overcome the above-mentioned issues. The GP Sonapur has engaged in various developmental activities for the benefit of the rural people. But, one of the remarkable activities carried out by the GP was the construction of a road to Chamata Pathar High school premises. The school authority and local people appealed to the District Administration and the Public Work Department several times. Every time they are giving false promises. Actually, it is because of the undulating topography and so many stones to be removed, no one dear to work. At this time Gram Panchayat came forward and executed the work. Mr. Nur Ahmed Laskar, the young President took the risk. He and the Secretary visited the nearby PWD office and discussed the matter and chalked out a strategic plan. During the Annual Plan FY 2019-20 of 14th Finance Commission Grant, this road got the first priority from the people. The fund was allocated Figure 1: Chamata Pathar High School accordingly, the task was accomplished before the scheduled time because of active presence of President and Panchayat Committee Members day and night. Now, the school is easily connected to NH-37. It's a motorable road. The students and people are very much happy with the Panchayat. The panchayat scored 42 out of 100 national gram panchayat scores. Horopara is also one of the panchayats who won Panchayat Sashatiyakaran Puraskar. Horopara is a village in chayani block panchayat of Kamrup metro. Haropara village is located in Palasbari Tehsil of Kamrup district in Assam, India. It is situated 15km away from sub-district headquarter Palasbari and 35km away from district headquarter Amingaon. As per 2009 stats, Horopara is the gram panchayat of Haropara village. The total land area of Haropara is around 252.03 hectares (622.78 acres). which consists of a total household of around 505. The total population of Haropara is around 2426 according to the data from census 2011. In this, Male population is around 1259 and female population comprises 1167. The national gram panchayat



## **EVALUATION OF THE INCENTIVIZATION OF PANCHAYATS SCHEME OF MOPR**

score of horopara is 36. Tinsukia District panchayat won PSP award in the next year, the only block panchayats won award in 2019-20 was Machkhowa and Dimoria and both these panchayats won PSP award. Gram panchayats like kumarapatty, Sonapur, Gogamukh, Azara, and Madhaya Sissitangi were selected as award winning panchayats.

### **Award Winning Panchayats in Gujarat**

The twelve panchayats of Gujarat state bagged the award in the 2018-19 time period. One district panchayat, two block panchayats, and nine Gram Panchayats made into the award winning panchayat list. Junagadh district panchayat is the only district panchayat which made into the Panchayat Sashathiyakaran Puraskar in 2018-19. There are 9 block viz. Junagadh, Keshod, Bhesan, Malia Hatina, Mangrol, Manavadar, Mendarda, Visavadar & Vanthali and panchayats and 492 gram panchayats in Junagadh district. The gram panchayat score of junagadh district panchayat is 84 out of 100. In agriculture the average score of panchayat was 5 out of 7 and in land improvement and minor irrigation Junagadh scored 4.5 out of 9, in rural housing they scored 4 out of 4, in financial and communication infrastructure they scored 9 out of 9, in education also they scored maximum national score which is 6. The block panchayats which won awards in the state for the year 2018-19 are Unjha and Bhiloda. Unjha is one of ten block panchayats in Mahesana district with a population 193399 as per the 2011 census. The male and female populations are 100146 and 93253 respectively. The size of the area is about 375.84 square kilometers. Unjha won Panchayat Sashathiyakaran Puraskar. The another block panchayat which has won PSP in that year is Bhilodha. Bhiloda is one of the six block panchayats viz. Bhayad, Dansura, Malpur, Meghraj and modasa in Aravalley district. Bhiloda is Taluka in Gujarat state, Bhiloda Taluka population in 2022 is 306,196. According to the 2011 census of India, Total Bhiloda population is 239,216 people living in this Taluk, of which 121,018 are male and 118,198 are female. Population of Bhiloda in 2021 is 296,628 Literate people 161,682 out of 93,214 are male and 68,468 are female. Total workers are 111,586 depending on multi skills out of which 65,148 are men and 46,438 are women. Total 32,680 Cultivators are dependent on agriculture farming out of 29,554 are cultivated by men and 3,126 are women. 18,277 people work in agricultural land as a labour in Bhiloda, men are 10,770 and 7,507 are women. The rest of the award winning LSGI in the state are village panchayats are sajdiyali, Malataj, Mojira, Takhatgadh, kukma, Tandalja, Pachisgam, Morakhala, Vajepura Kampo. Sajdiyali is one of the

## EVALUATION OF THE INCENTIVIZATION OF PANCHAYATS SCHEME OF MOPR

11 gram Panchayats in Upleta block panchayat of Rajkot district. According to Census 2011 information is situated 26km away from sub-district headquarter Upleta and 95km away from district headquarter Rajkot. The total geographical area of the village is 1157.27 hectares. Sajdiyali has a total population of 984 people of which 500 are males while 484 are females. There are about 243 houses in Sajdiyali village. Sajdiyali village's population of children aged 0-6 is 69 which makes up 7.01 % of total population. Average Sex Ratio of Sajdiyali village is 968 which is higher than Gujarat state average of 919. Child Sex Ratio for the Sajdiyali as per census is 865, lower than Gujarat average of 890. The next gram panchayat won Panchayat Sashtiyakaran Puraskar is Malataj Gram panchayat of Sojira Block panchayat in Anand District. According to Census 2011 information the location code or village code of Malataj village is 516856. Malataj village is located in Sojitra Tehsil of Anand district in Gujarat, India. It is situated 9 km away from sub-district headquarter Sojitra and 35km away from district headquarter Anand. As per 2009 stats, Malataj village is also a gram panchayat. The total geographical area of the village is 1207.81 hectares. Malataj has a total population of 5,760 peoples. There are about 1,200 houses in Malataj village. As per 2019 stats, Malataj village comes under Sojitra assembly & Anand parliamentary constituency. Sojitra is the nearest town to Malataj which is approximately 9km away. Malataj is one of the important villages in Gujarat and it scored 92 in the National scorecard. They scored maximum scores in health, nutrition and sanitation and key infrastructure. Mojira is the gram panchayat which has won Rashtriya Gaurav Gram Sabha Award and they scored 63 in national scorecard. The village Mojira is located in Upleta Taluka of Rajkot District in the State of Gujarat in India. It is governed by Mojira Gram Panchayat. It comes under Upleta Community Development Block. As per available data from the year 2009, 1495 persons live in 312 households in the village Mojira. There are 733 female individuals and 762 male individuals in the village. Females constitute 49.03% and males constitute 50.97% of the total population. Kukma and Vajepura Kampanco are the gram panchayats which have won Panchayat Sashtiyakaran Puraskar Award. Kukma is a gram panchayat in Bhuj Block panchayat in Kachchh District. Kukma scored an average score of 63 on the national scorecard. Vajepura Kampanco is a gram panchayat in Bayad block panchayat in Aravalli district. Vajepura scored 55 on the national scorecard. The other gram panchayats which bagged awards in that year in the state are Tandalja, Pachisgam, Morakhala. One district panchayat, two block panchayats, and 11 gram panchayats won awards in next year. Surendranagar is the only

## **EVALUATION OF THE INCENTIVIZATION OF PANCHAYATS SCHEME OF MOPR**

District panchayat in award winning list. Vijayanagar and Hansot block panchayat won PSP awards that year. Dhanspura of Aravalli district, Mota Vaidya of jamna nagar district, mesvan of junagadh, madhupur of amreli, district hajira of surat district, malu of chotaudepur district and bochasan of anand district are the gram panchayats which has won awards.

### **Award winning panchayats in Jharkhand**

Nine LSGI in the state were selected as award winning panchayats in 2018-19 which include one district panchayat, two block panchayat and six gram panchayat. Bokaro District panchayat is the only district panchayat in the state that has been selected as award winning panchayat. Bokaro won Panchayat sashatiyakaran puraskar. The district of Bokaro was created on 1st April, 1991 by taking out Chas and Chandankiyari C.D.Blocks of Dhanbad district and the entire Bermo Subdivision of Giridih district and then merging them to form a new district. Bokaro district is bounded on the east by Dhanbad district and some portion of West Bengal State, on the west by Ramgarh district, on the south by Purulia district of West Bengal and on the north by parts of Giridih, Hazaribag and Dhanbad districts. There are 9 blocks and 249 gram panchayats under Bokaro district. Bokaro won the Panchayat Sashatikaran Puraskar Award. Jaridh and Namkum are the block panchayats in Ranchi and Bokaro district respectively which have won PSP award. The panchayat under numkum block panchayat viz kutiyatu, mahilong, silway, sithio, sodang, tati west, aara, bandhwa, dundgri, hahap, hardag, khigri, scored 29,46,44,30,24,39,40,28,27,24,28,54 respectively. One district panchayat, one block panchayat and six gram panchayats have won awards in the next year. Khunti district panchayat and block panchayat have won awards in 2019-20, both have won PSP awards. Khutahari panchayat in east singhbum district,

### **Award winning panchayats in Karnataka**

Eleven LSGI in the state have won awards in the state which consist of one district panchayat, two block panchayats and eight gram panchayats. The district panchayat won Panchayat Sashatiyakaran Puraskar in Mandya district. There are 7 block panchayats and 233 Gram panchayats are present in Mandya district. Tumakuru and hunsur are the two block panchayats that have won Panchayat Sashatikaran Puraskar. Hunsur block is one of the seven blocks in Mysuru district and Tumakuru block is one of the ten blocks in Tumakuru distctict. The Block

## **EVALUATION OF THE INCENTIVIZATION OF PANCHAYATS SCHEME OF MOPR**

Panchayat (ZP), Tumakuru came into existence subsequent to the formation of Tumakuru district in the year 1997. Tumakuru block Panchayat is formed as per the Karnataka Panchayat Raj Act, 1993 which implements decentralized planning and programme implementations at the grass root level. As per the Karnataka Panchayat Raj Act, three tier system Administration have been introduced, i.e., Zilla Panchayats, Taluk Panchayats, Grama Panchayats at District, Taluk and village level respectively. Tumakuru block Panchayat has an elected body consisting of elected members and administrative body consisting of administration staff in different sections like Development, Administration, Planning, Accounts, DRDA and Council sections. Hunsur is a block panchayat and is one of the seven block panchayats in Mysuru district. Hunsur is a Tehsil / Block (CD) in the Mysore District of Karnataka. According to Census 2011 information Total area of Hunsur is 898 km<sup>2</sup> including 886.24 km<sup>2</sup> rural area and 11.76 km<sup>2</sup> urban area. Hunsur has a population of 2,82,963 peoples. There are 65,584 houses in the sub-district. There are about 209 villages in Hunsur block. The next gram panchayat that has won award in the panchayat is Annuru Gram Panchayat. Annuru grama panchayat is situated in Maddur block panchayat of Mandya District panchayat. Annuru scored an average of 63 out of 100 in the national gram panchayat score card. Hemanahalli in madur block panchayat of Mandya district has won two awards, Panchayat sashatikaran Puraskar and Child Friendly Gram panchayat award. Hemanahalli scored 53 on the scorecard. The other panchayats which have won awards are Nagavally, Horahalli and Husenpura. These three gram panchayats have won Panchayat sashatikaran puraskar and scored 46,40 and 39 in the scorecard. Nagavally is situated in tumakuru block panchayat of tumakuru district while Husenpura and horahalli is in mysuru district panchayat.

### **Award winning panchayats in Madhya Pradesh**

In Madhya Pradesh 18 LSGI bagged awards which includes two district panchayats and two block panchayats, rest of the LSGIs are gram panchayats. Mandsaur and Neemuch are the two district panchayats that have won Panchayat Sashatikaran Puraskar. Mandsaur District forms the northern projection of Madhya Pradesh from its western Division, i.e., Ujjain Commissioner's Division. The Population of Mandsaur is 1,339,832 as per 2011 census. There are 440 gram panchayats in Mandsaur District panchayat. Neemuch is a district panchayat with 5 block panchayats and 236 gram panchayats under it. Alot block panchayat and Hosangabad block

## **EVALUATION OF THE INCENTIVIZATION OF PANCHAYATS SCHEME OF MOPR**

panchayat of Ratlam district and Hosangabad district have won panchayat sashatikaran puraskar. The cd block Alot falls in Ratlam district situated in Madhya Pradesh state, with a population 245200. The male and female populations are 124981 and 120219 respectively. The size of the area is about 1138.84 square kilometers. Narmadapuram district has 421 gram panchayats, which falls under 7 Janpad panchayats.

### **Award winning panchayat in Sikkim**

The award winning LSGI from Sikkim are South District panchayat, Yangten BP in West district, Radukhandu GP in west district, Subaneydra GP in East district, Ranka in east district and pancheysamsing in west district. Subaneydra GP has won RGGGS and the rest of the GPS has won PSP award. South district is the only district in the panchayat to have won the award in that year. It has 48 gram panchayats under it. Next year the east district won the GPDP award. Tinvong, Budang Kamarey, Lungchok kamarey, Rhenock Singhik Gram panchayat have won awards.

### **Award winning Panchayat in Telangana**

Two intermediary panchayats and six gram panchayats have won awards that year. Sultanabad in Karimnagar has won PSP and Nandipet BP of Nizamabad district has won GPDP award. Gangaram Gram panchayat in Kataram Block panchayat, Karimnagar has won two awards that year viz, PSP and GPDP. Guralagondi of Chinnakodur BP in Medak district, Nusthulapur in Karimnagar district, Kismamet and adivarampet has won awards that year. Nusthulapur has won a child friendly gram panchayat award. Kortula and Dharmaram are the two intermediary panchayats which have won awards in the next year, and both have PSP in that year. Sundilla, Mohinikunda, Parlapally, Malayal, Ruyyadi are the gram panchayats that won Awards.

### **Award winning panchayats in Uttar Pradesh**

Two district panchayats, four block panchayats and 32 gram panchayats have won awards. Sultanpur and Hapur are the two district panchayats that have won panchayat sashatikaran puraskar. Sultanpur has 14 block panchayats and 986 gram panchayats. This district is a part of Faizabad division in Uttar Pradesh state. The administrative headquarters of the district is Sultanpur. The total area of Sultanpur district is 2672.89 Sq. km. As of 2011, Sultanpur district

## **EVALUATION OF THE INCENTIVIZATION OF PANCHAYATS SCHEME OF MOPR**

has a population of 3,797,117 people. Hapur district panchayat. Hapur was announced as a district named Panchsheel Nagar' on Sep 28, 2011 by Hon. the then Chief Minister Km. Mayawati and in the month of July 2012. Hon. Chief Minister Sh. Akhilesh Yadav changed the name to 'Hapur District'. Four block panchayats have won awards in the state which are Dilari, Birdpur, Moradabad, Pathardewa. Dilari block panchayat is one of the seven block panchayats in Moradabad District panchayat. According to Census 2011 information Dilari Block panchayat is located in Moradabad Tehsil of Moradabad district. It is situated 18km away from Moradabad, which is both district & sub-district headquarters of Dilari village. The total geographical area of the village is 539.57 hectares. Dilari has a total population of 4,201 peoples. There are about 650 houses in Dilari village.

### **Panchayat Awards - 2019: Best Practices/Success Stories (2019-2020)**

#### **1. Pogiri Gram Panchayat in Srikakulam District, Andhra Pradesh**

Pogiri Gram Panchayat is awarded with Deen Dayal Upadhyay Panchayat Sashaktikaran Puraskar in the thematic area of Sanitation for the year 2019. Key aspect that enabled this panchayat to make progress on Sanitation is that they have initiated different regulatory measures as well as generated mass awareness on the importance of Sanitation. The GP provided adequate infrastructure support to all households and achieved the desired Open Defecation (ODF) status. With construction of Individual household latrines (IHHLs) under Swachh Bharat Mission (SBM-Gramin), the Pogiri GP has achieved 100% success in the area of Sanitation.

On GPs development agenda, Sanitation has been accorded high priority with shared responsibility among different stakeholders. Apart from managing the Sanitation work with Own Source Resources (OSR), the GP converged utilization of funds from different schemes such as SBM, MGNREGS etc. The Pogiri Gram Panchayat also took initiative to integrate sanitation plans into GPDP. Engaging GP village sanitation Committees, ward level elected representatives, SHG members, representatives from disadvantaged groups, youth groups made a positive impact in the whole process.

## **EVALUATION OF THE INCENTIVIZATION OF PANCHAYATS SCHEME OF MOPR**

The GP has undertaken measures for collection of waste from every household. Green Ambassadors were appointed in the GP to ensure implementation of safe sanitation practices. Waste management is done by construction of Solid Waste Processing Center (SWPC) along with maintenance of organic vermin-compost units. Many poor young people got employment through SWPC in Pogiri. With different Sanitation initiatives, the GP could be able to improve the health status of its citizens. The quality of life of people living in the GP area improved considerably.

### **2. Sreerampur Gram Panchayat in Bardhaman District, West Bengal**

Sreerampur Gram Panchayat is awarded with Deen Dayal Upadhyay Panchayat Sashaktikaran Puraskar in the thematic area of Sanitation for the year 2019. The GP consists of 24 Wards and has a literacy rate of 80%. The Gram Panchayat implemented various schemes like providing water supply, solar light, infrastructure development etc to address different issues relating to Sanitation. The GP has been declared Open Defecation Free (ODF) with construction of IHHL through SBM. Role of elected representatives, community level workers and volunteers is immense that helped the GP to achieve the target of ODF. They also tookup leadership for evening and morning nazardari (Vigilance/Patrolling). During the implementation of the sanitation programme, Sreerampur Gram Panchayat focussed and achieved success on the following areas:

1. Over all environmental development
2. Improved personal hygiene .
3. Less cases of diarrhoea, malaria, dengue in the GP

Sreerampur Gram Panchayat under its Sanitation initiative worked closely with SHGs. They formed "Sarbjaya Sangha" (Clusters) as well as Sreerampur Sarbjaya Mohila Cooperative Society to work on different development issues. Through SHGs, usage of Sanitary Napkins, Jute bags and purified drinking water has increased. GP is utilizing Finance Commission funds for safe drinking water supply. With the same funds, there is tremendous improvement in the drainage system.

**3. Gaati Gram Panchayat in Etawah District, Uttar Pradesh**

Gaati Gram Panchayat (GP) is awarded with Deen Dayal Upadhyay Panchayat Sashaktikaran Puraskar (GENERAL) for the year 2019. With a total population of 1595 and literacy rate of 80%, the Panchayat has taken different measures to improve the provision of civic services to its people. The notable features that made the Panchayat to provide civic services are:

- Timely planning and execution of works by members & all committees
- Regular guidance from Panchayat Sachiv, Teachers, ADO(P) and BDO

From the Sarpanch's words, it is noted that cooperation from villagers has enabled the panchayat to improve civic services to all. With the efforts of the Panchayat, villagers adopted cleanliness and cooperated with the administration in accomplishing what it is today. To reduce pollution and prevent open cremation on the banks of Yamuna river, the GP constructed a separate burial ground in the GP area.

**4. Paidimadugu Gram Panchayat in Jagtial District, Telangana**

Paidimadugu Gram Panchayat is awarded as one of the best Child friendly Gram Panchayats for the year 2019. It has 61% (2635) population engaged in either main or marginal works. 60% male and 61% female are working population. 55% of the total male population are main (full time) workers and 5% are marginal (part time) workers. For women 54% of the total female populations are men and 7% are marginal workers. The Gram Panchayat has (13) elected representatives i.e. (1) Sarpanch & (12) Ward Members along with a Panchayat Secretary. The following parameters have been followed and implemented in the Gram Panchayat for making it into a Child Friendly Gram Panchayat with the support from Sarpanch, Panchayat Secretary, Mandal Panchayat Officer, NGOs & Public

1. Vaccination/Immunization of Children in GP has been done
2. School enrolment in GP has increased
3. Attendance of teachers in Government school(s) in GP has raised



## EVALUATION OF THE INCENTIVIZATION OF PANCHAYATS SCHEME OF MOPR

4. Dropout rate in school(s) in GP at primary/upper primary/ secondary level has been reduced.
5. GP has been declared as Open Defecation Free (ODF) GP .
6. Girl Child hygiene - Sanitary pads have been distributed to adolescent girls in GP
7. Mid-day meal scheme is implemented successfully in schools in GP
8. Purified water has been supplied to Schools in GP
9. Playgrounds have been properly demarcated secure & are made functional in GP
10. Nutrition of children in GP has been taken care

IEC activities are planned in the Gram Panchayat to create awareness among the public in the village for full-fledged achievement of Child Friendly GP. Public awareness campaigns are being held in all wards and with support from elected representatives, officials, NGOs & Public.

### **Panchayat Awards 2018-19**

#### **Best practices/ Success stories**

##### **1. Narmada Zilla Panchayat (Gujarat)**

###### ***Sanitation Selfie***

Narmada district covers an area of 2755.36 km<sup>2</sup> with a population of around 590297 and 122174 households. Sex ratio of this district is 987 which is higher than the national average. Notably, Narmada is the first open defecation free (odf) district of Gujarat state and is the third ODF District panchayat in the country. It was declared an ODF region on 20th October 2017.

Despite several challenges relating to deep rooted socio - behavioral factors, remote inaccessible location, hilly terrain and resistance by common man to use of toilets, this Panchayat was successful in its efforts towards making the area ODF. A systematic and innovative approach was adopted by the district administration in coordination with the panchayat and measures included

## EVALUATION OF THE INCENTIVIZATION OF PANCHAYATS SCHEME OF MOPR

1. Selfie with toilet
2. Mass hand washing campaign
3. Formation of Nigrani Samities
4. Mass public Rallies
5. Early morning visits by the officials
6. Roping in of Doctors to advocate against open defecation
7. Name of open defecators to advocate against open defecation
8. Names of open defecators on notice boards of Gram panchayat
9. Attendance of students in terms of presence/absence/usage/non-usage of souchalaya
10. Mass oath taking

The district was successful in involving local people in this mission where people joined and supported the Government to achieve better results. One of the most important methods to identify the houses without toilet

## CHAPTER 5

### IMPACT OF THE AWARD BASED ON PRIMARY OBSERVATIONS

#### **Mission Antyodaya**

Mission Antyodaya is a convergence framework for measurable effective outcomes on parameters that transform lives and livelihoods. It was adopted in the Union Budget 2017-18, is a convergence and accountability framework aimed at making the best use and administration of resources granted by 27 Ministries/Departments of the Government of India under various programmes for rural development. It will be a state-led initiative, with Gram Panchayats serving as focal areas for convergence initiatives.

The Mission Antyodaya framework includes an annual survey of Gram Panchayats all around the country. It runs concurrently with the Ministry of Panchayat Raj's People's Plan Campaign (PPC), with the goal of assisting in the process of participatory planning for the Gram Panchayat Development Plan (GPDP).

The objectives of Mission Antyodaya are as follows,

- Ensuring effective use of resources through the convergence of various Government Schemes with Gram Panchayats as the basic unit of planning.
- Work with a focused micro plan for sustainable livelihood for every deprived household.
- Conduct an annual survey on measurable outcomes at the Gram Panchayat level to monitor the progress in the development process across rural areas.
- Supporting the process of participatory planning for the Gram Panchayat Development Plan (GPDP), which will improve service delivery, enhance citizenship, create a pace for an alliance of people's institutions and groups and improve governance at the local level.
- Encourages partnerships with a network of professionals, institutions and enterprises to further accelerate the transformation of rural livelihoods.

To meet the SDG goals, there is a need to create synergies across diverse government programmes and schemes in terms of planning, processes, and implementation. Households and villages should be seen as the basic unit of planning to support household micro-plans and Gram Panchayat Development Plans (GPDP). Selection criteria, implementation techniques and guidelines, and the availability of funding must all be coordinated at the same time. This would

## **EVALUATION OF THE INCENTIVIZATION OF PANCHAYATS SCHEME OF MOPR**

need the pooling of financial and human resources across various government programmes, as well as their rationalization in implementing the plans at HH level and GPDP. "Mission Antyodaya" promotes a time-bound approach to addressing all recognised deprivations by expanding the scope of government schemes to treat individual, household, and community-level deprivations in saturation mode. Public service provision and improved access are necessary but insufficient to address various deprivations. Over 27 government departments/ministries are expected to provide resources to the Antyodaya GPs/Clusters on a priority basis through various programmes, with a focus on resource pooling and saturation delivery. Mission Antyodaya is a quantifiable outcomes-based accountability and convergence framework for improving lives and livelihoods.

### **Mission Antyodaya Analysis**

During the 2017-18 Budget Address, the then Finance Minister had announced the Mission Antyodaya , which aims to eradicate poverty from one crore households and turn 50,000 Gram Panchayats into poverty free zones . Accordingly, convergent action with Mission Antyodaya was integrated into the restructured scheme of Rashtriya Gram Swaraj Abhiyan (RGSA). The restructured scheme of RGSA has been designed keeping in view programmatic convergence with Mission Antyodaya Gram Panchayats and 115 Aspirational Districts as identified by NITI Aayog. The implementation and monitoring of the activities of the restructured scheme of RGSA have broadly been aligned for achieving the Sustainable Development Goals (SDGs) with main thrust on Panchayats identified under Mission Antyodaya and 115 Aspirational Districts as identified by NITI Aayog. The Mission Antyodaya survey administered by the Ministry of Rural Development across the country each year undertakes an empirical assessment of the village level infrastructure facility / amenities available and the gaps existing therein. The Ministry of Rural Development has now undertaken an exhaustive exercise, curating the 2019-20 Mission Antyodaya data to derive a sectoral assessment of the State wise performances. This Sectoral ranking of the States on the basis of Social and economic development, as captured under Mission Antyodaya 2019-20 survey, will help in identifying gaps at local level and facilitate systematic thrust on evidence based planning and implementation for Gram Panchayat Development Plans . The State - wise Status of sectoral score and identified Gap from national

## EVALUATION OF THE INCENTIVIZATION OF PANCHAYATS SCHEME OF MOPR

Average under Mission Antyodaya (Plan Year 2020-21) is provided in the appendix. The state wise status of sectoral scores of selected nine states for the study is given below.

**Table 17. The state wise status of sectoral scores of selected nine states for the study**

Sl no	State/UT	Social security	Agriculture	Drinking water	Good governance	Rural housing	Roads	Maintenance of community assets
	<i>National average</i>	<b>34.04</b>	<b>24.47</b>	<b>64.55</b>	<b>30.96</b>	<b>27.70</b>	<b>30.88</b>	<b>22.83</b>
1	Arunachal pradesh	10.63	18.50	59.31	8.94	61.42	6.09	2.12
2	Assam	31.67	23.73	35.52	34.88	39.26	24.01	15.75
3	Gujarat	55.95	19.27	94.05	44.14	13.81	56.30	60.77
4	Jharkhand	41.73	21.46	24.96	40.73	40.18	35.24	45.71
5	Karnataka	57.95	21.34	87.76	58.34	21.94	34.37	44.79
6	Madhya pradesh	35.33	19.05	52.26	41.18	41.29	39.05	23.54
7	Sikkim	34.12	27.69	83.78	50.82	14.88	25.41	20.00
8	Telangana	42.99	16.34	93.13	22.56	30.56	14.90	10.65
9	Uttar pradesh	39.23	19.78	24.60	27.47	15.76	17.80	4.72

**Source :** Annual Report 2020-2021, Ministry of Panchayati Raj, Government of India

EVALUATION OF THE INCENTIVIZATION OF PANCHAYATS SCHEME OF MOPR

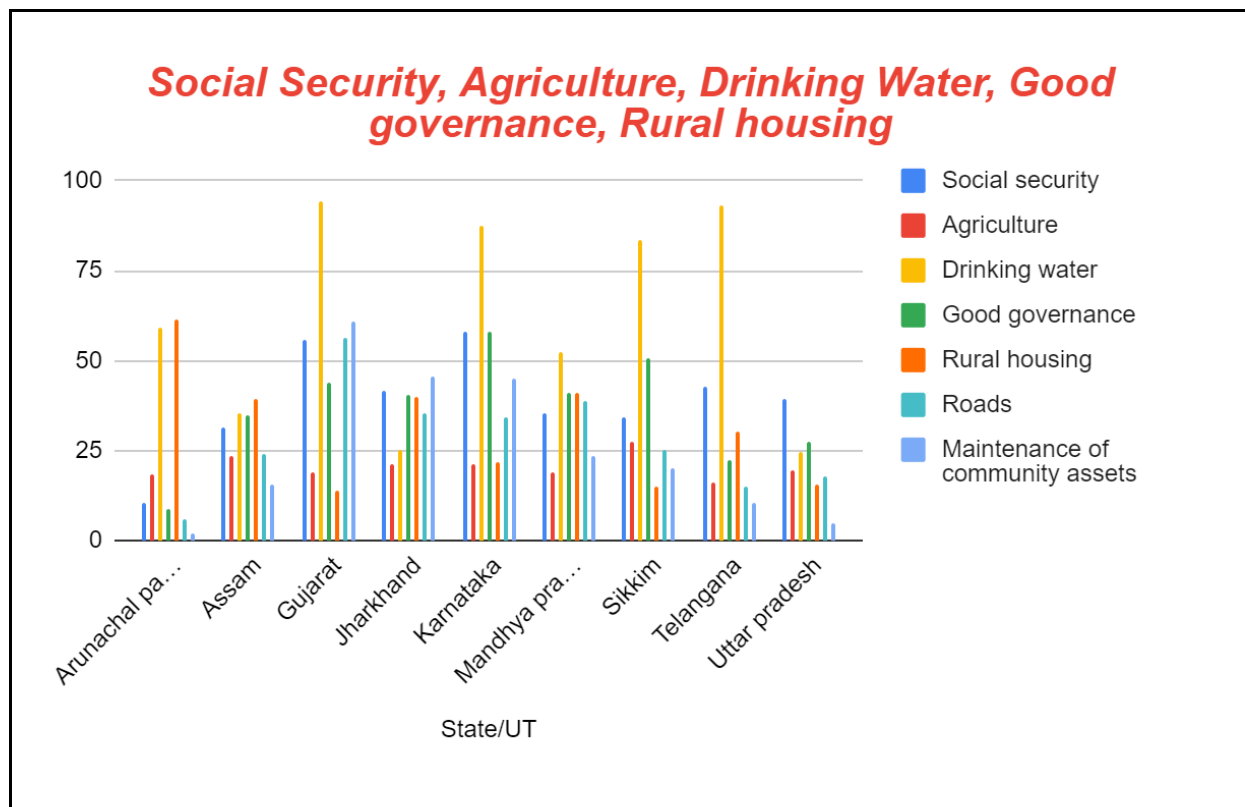


Figure 11. The state wise status of sectoral scores of selected nine states for the study

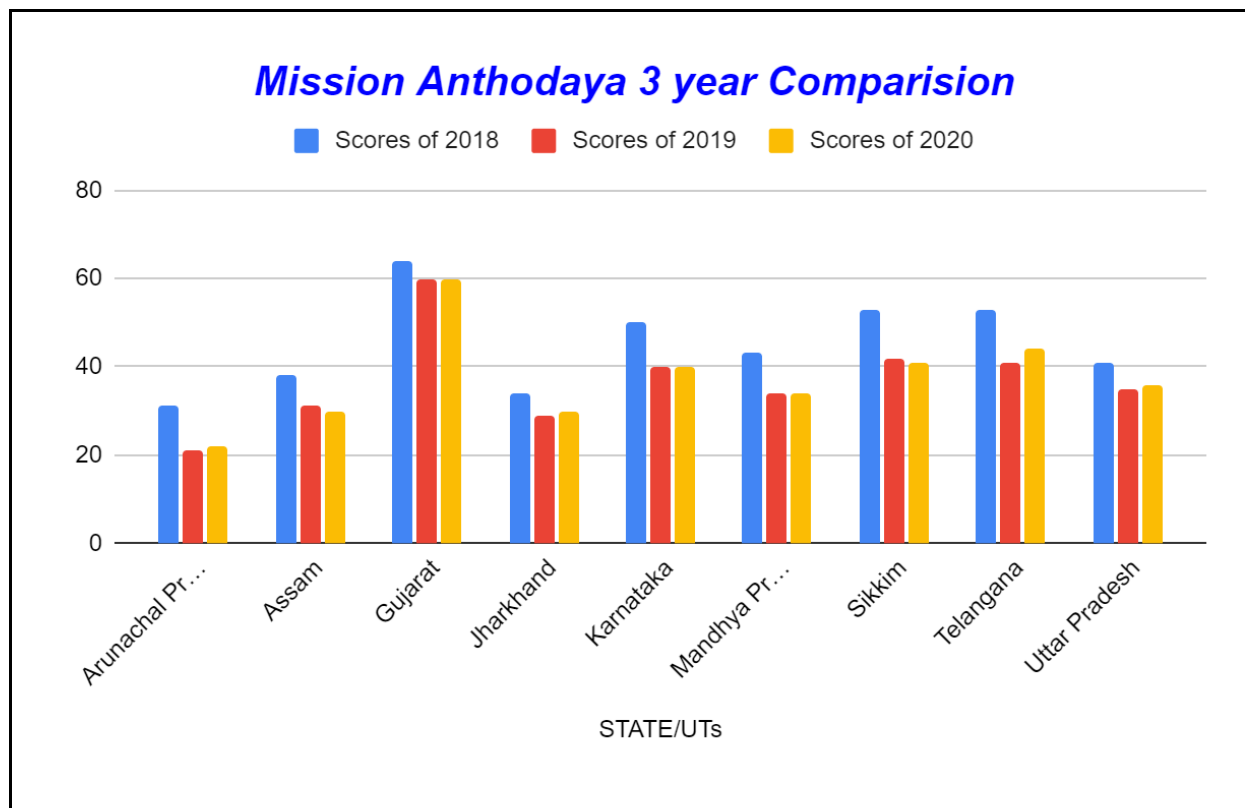
**Table 18. Mission Antyodaya Survey 2018, 2019,2020: State wise Average Score of selected states for the study**

SI No.	STATE/UTs	2018	2019	2020
	<b>National Average</b>	<b>49</b>	<b>40</b>	<b>39</b>
1	Arunachal Pradesh	31	21	22
2	Assam	38	31	30
3	Gujarat	64	60	60
4	Jharkhand	34	29	30

**EVALUATION OF THE INCENTIVIZATION OF PANCHAYATS SCHEME OF MOPR**

5	Karnataka	50	40	40
6	Mandhya Pradesh	43	34	34
7	Sikkim	53	42	41
8	Telangana	53	41	44
9	Uttar Pradesh	41	35	36

**Source:** MoPR, Government of India



**Figure 12. Mission Antyodaya Survey 2018, 2019, 2020: State wise Average Score of selected states for the study**

**EVALUATION OF THE INCENTIVIZATION OF PANCHAYATS SCHEME OF MOPR**

**Assessment Based on MA Indicators**

The Mission Antyodaya Survey reveals the score and national rank for individual panchayats in the country. The State-wise score and National rank for selected award-winning and non-award-winning panchayats for the study are given in the table below.

**Table 19. State-wise score and National rank for panchayats selected for the study**

<b>SL. NO.</b>	<b>STATE</b>	<b>AWARD WINNING 2019-20</b>	<b>ENTITY TYPE</b>	<b>SCORE</b>	<b>NATIONAL RANK</b>
<b>1</b>	ARUNACHAL PRADESH	SIANG	District Panchayat	-	-
<b>2</b>	ARUNACHAL PRADESH	EAST SIANG >> MONGGU-BANGGO >> NAMSING SANGGO	Gram Panchayat	23	67
<b>3</b>	ARUNACHAL PRADESH	TIRAP >> DADAM >> HUKAN	Gram Panchayat	23	67
<b>4</b>	ARUNACHAL PRADESH	UPPER SUBANSIRI >> DAPORIJO-SIGIN-I >> SIGIN I C	Gram Panchayat	26	64
<b>5</b>	ARUNACHAL PRADESH	SIANG >> RIGA >> PARONG-I	Gram Panchayat	16	74
<b>6</b>	ARUNACHAL PRADESH	KRA DAADI >> CHAMBANG >>	Gram Panchayat	10	80



EVALUATION OF THE INCENTIVIZATION OF PANCHAYATS SCHEME OF MOPR

		TEBITALL			
7	ASSAM	KAMRUP METRO >> DIMORIA	Block Panchayat	-	-
8	ASSAM	NARTAP	Gram Panchayat	24	66
9	ASSAM	TETELIA	Gram Panchayat	35	55
10	ASSAM	KHETRI	Gram Panchayat	31	59
11	GUJARAT	SURENDRANAGA R	District Panchayat	-	-
12	GUJARAT	SABARKANTHA >> VIJAYNAGAR	Block Panchayat	-	-
13	GUJARAT	ARVALLI >> DHANSURA >> DHANSURA	Gram Panchayat	72	18
14	GUJARAT	JAMNAGAR >> JAMJODHPUR >> MOTA VADIYA	Gram Panchayat	67	23
15	GUJARAT	AMRELI >> DHARI >> MADHUPUR	Gram Panchayat	55	35
16	GUJARAT	RAJKOT >> DHORAJI >> VEGDI	Gram Panchayat	58	32
17	JHARKHAND	KHUNTI	District Panchayat	-	-
18	JHARKHAND	HAZARIBAGH >>	Gram Panchayat	32	58

EVALUATION OF THE INCENTIVIZATION OF PANCHAYATS SCHEME OF MOPR

		PADMA >> PINDARKON			
19	JHARKHAND	SAHIBGANJ >> RAJMAHAL >> KHUTAHARI	Gram Panchayat	30	60
20	JHARKHAND	BOKARO >> NAWADIH >> CHAPRI	Gram Panchayat	51	39
21	JHARKHAND	BOKARO >> PETERWAR >> BUNDU	Gram Panchayat	53	37
22	JHARKHAND	GIRIDIH >> BIRNI >> KAPILO	Gram Panchayat	27	63
23	KARNATAKA	DAKSHINA KANNADA	District Panchayat	-	-
24	KARNATAKA	SULLIA	Block Panchayat	-	-
25	KARNATAKA	MYSURU>>HUNSU R	Block Panchayat	-	-
26	KARNATAKA	MYSURU>>HUNSU R>>HUSENPURA	Gram Panchayat	39	51
27	KARNATAKA	DAKSHIN KANNAD>>SULYA >>KANAKAMAJAL U	Gram Panchayat	51	39
28	KARNATAKA	DAKSHIN	Gram Panchayat	53	37

EVALUATION OF THE INCENTIVIZATION OF PANCHAYATS SCHEME OF MOPR

		KANNAD>>MANG ALURU>>MUNNU RU			
29	KARNATAKA	MYSURU >> HUNSUR >> KARANAKUPPE	Gram Panchayat	25	65
30	MADHYA PRADESH	SAGAR	District Panchayat	-	-
31	MADHYA PRADESH	SEHORE >> SEHORE	Block Panchayat	-	-
32	MADHYA PRADESH	BHOPAL >> PHANDA >> NIPANIYA SUKHA	Gram Panchayat	31	59
33	MADHYA PRADESH	JABALPUR >> SHAHPURA >> SIHODA	Gram Panchayat	49	41
34	MADHYA PRADESH	EAST NIMAR >> BALADI >> JETAPURKALA	Gram Panchayat	36	54
35	MADHYA PRADESH	EAST NIMAR >> BALADI >> SOMGAON KHURD	Gram Panchayat	38	52
36	SIKKIM	NORTH DISTRICT >> TINGVONG	Gram Panchayat	49	41

EVALUATION OF THE INCENTIVIZATION OF PANCHAYATS SCHEME OF MOPR

37	SIKKIM	EAST DISTRICT >> BUDANG KAMEREY	Gram Panchayat	42	48
38	SIKKIM	SOUTH DISTRICT >> LUNGCHOK KAMAREY	Gram Panchayat	36	54
39	SIKKIM	EAST DISTRICT >> RHENOCK	Gram Panchayat	44	46
40	SIKKIM	NORTH DISTRICT >> SINGHIK	Gram Panchayat	49	41
41	SIKKIM	EAST DISTRICT >> PACHEY SAMSING	Gram Panchayat	48	42
42	SIKKIM	EAST DISTRICT >> RANKA	Gram Panchayat	43	47
43	SIKKIM	WEST DISTRICT >> YANGTEN	Gram Panchayat	45	45
44	SIKKIM	EAST DISTRICT >> PREMLAKHA SUBANEYDARA	Gram Panchayat	25	65
45	TELANGANA	NIZAMABAD	District Panchayat	-	-
46	TELANGANA	MEDAK	District Panchayat	-	-
47	TELANGANA	DHARMARAM	Block Panchayat	-	-
48	TELANGANA	KARIMNAGAR >>	Block Panchayat	-	-

EVALUATION OF THE INCENTIVIZATION OF PANCHAYATS SCHEME OF MOPR

		SULTHANABAD			
49	TELANGANA	KARIMNAGAR >> KORUTLA	Block Panchayat	-	-
50	TELANGANA	NIZAMABAD>>NA NDIPET	Block Panchayat	-	-
51	TELANGANA	PEDDAPALLI>>RA MAGIRI>>ADIVAR AMPETT	Gram Panchayat	54	36
52	TELANGANA	PEDDAPALLI>>SRI RAMPUR>>KISMA PET	Gram Panchayat	55	35
53	TELANGANA	PEDDAPALLI>> RAMAGIRI>> SUNDILLA	Gram Panchayat	47	43
54	TELANGANA	ADILABAD>>TAL AMADUGU>>RUY YADI	Gram Panchayat	51	39
55	TELANGANA	ADILABAD>>ICHO DA>>MALYAL	Gram Panchayat	28	62
56	TELANGANA	KHAMMAM>>THA LLADA>>MITTAP ALLE	Gram Panchayat	51	39
57	TELANGANA	SIDDIPET>>NARA YANARAOPET>>G URRALAGONDI	Gram Panchayat	56	34

EVALUATION OF THE INCENTIVIZATION OF PANCHAYATS SCHEME OF MOPR

58	TELANGANA	MAHABUBNAGAR >>MOOSAPET>>C HAKRAPOOR	Gram Panchayat	37	53
59	TELANGANA	KARIMNAGAR>>T HIMMAPUR (L.M.D.)>>NUSTHU LAPUR	Gram Panchayat	66	24
60	TELANGANA	KARIMNAGAR>>T HIMMAPUR (L.M.D.)>>PARLAP ALLY	Gram Panchayat	51	39
61	TELANGANA	RAJANNA SIRCILLA>>YELL AREDDIPET>>HAR IDAS NAGAR	Gram Panchayat	32	58
62	TELANGANA	RAJANNA SIRCILLA>>MUST ABAD>>MOHINIK UNTA	Gram Panchayat	43	47
63	UTTAR PRADESH	JALAUN >> MADHOGARH >> AMKHEDA	Gram Panchayat	56	34
64	UTTAR PRADESH	JALAUN >> KADAURA >> AKBARPUR	Gram Panchayat	43	47
65	UTTAR PRADESH	BAGHPAT >> BAGHPAT >>	Gram Panchayat	31	59

EVALUATION OF THE INCENTIVIZATION OF PANCHAYATS SCHEME OF MOPR

		MEETLI			
66	UTTAR PRADESH	KANPUR NAGAR >> CHAUBEYPUR >> RAMGOPALPUR	Gram Panchayat	34	56
67	UTTAR PRADESH	RAMPUR >> CHAMRAON >> MANDAIYAN UDAIRAJ	Gram Panchayat	46	44
68	ARUNACHAL PRADESH	KRA DAADI>>CHAM BANG>>KORAY ER	Grama Panchayat	8	82
69	ASSAM	CACHAR>>UDH ARBOND>>MAZ ARGRAM	Grama Panchayat	36	54
70	GUJARAT	ANAND>>UMRE TH>>SAIYADPU RA	Grama Panchayat	58	32
71	JHARKHAND	BOKARO>>PETE RWAR>>TENUG HAT	Grama Panchayat	53	37
72	KARNATAKA	DAKSHIN KANNAD>>MA NGALURU>>PA DUPANAMBUR	Grama Panchayat	53	37

EVALUATION OF THE INCENTIVIZATION OF PANCHAYATS SCHEME OF MOPR

		U			
73	KARNATAKA	DAKSHIN KANNAD>>BEL TANGADI>>UJI RE	Grama Panchayat	62	28
74	MADHYA PRADESH	SEHORE>>SEHO RE>>AMLA	Grama Panchayat	26	64
75	SIKKIM	SOUTH DISTRICT>>NA MTHANG>>TUR UNG MAMRING	Grama Panchayat	40	50
76	SIKKIM	EAST DISTRICT>>KH AMDONG>>SIMI K LINGZEY	Grama Panchayat	45	45
77	TELANGANA	MEDAK>>CHILI PCHED>>CHILIP CHED	Grama Panchayat	40	50
78	UTTAR PRADESH	KANPUR DEHAT>>RAJPU R>>RAJPUR	Grama Panchayat	74	16
79	UTTAR PRADESH	SONBHADRA>> ROBERTSGANJ> >BELCUPP	Grama Panchayat	28	62



### SUSTAINABLE DEVELOPMENT GOALS (SDGs)

As you are aware, India is the signatory to the resolution passed by the UN on Sustainable Development Goals (SDGs) in September 2015. In order to attain the 17 aspirational goals concerted efforts are required at all levels. This requires massive awareness and Capacity Development (CD&T) programmes. This could be done through a uniform approach with strategies to build capacities at various levels in the states.

Localizing development means taking into account regional/local contexts in the achievement of the 2030 Agenda, from the setting of goals and targets, to determining the means of implementation and using indicators to measure and monitor progress. The objective is to address the challenges of achieving SDGs and to ensure a more coherent and convergence between SDGs, State policies, State development plans and the Local Government Development Plans (Kerala state in India has developed a strong local development system with focus on annual or five year development plans and budget). It is a convergence point of the local and sub-national governments, national governments, businesses, community-based organizations and other local actors. Localizing SDGs supports local leaders and communities in collaboratively incubating and sharing solutions, unlocking bottlenecks and implementing strategies that will become helpful in advancing the SDGs at the local level.

In this background, to revitalize the local development, a comprehensive approach/strategy needs to be developed which envisages SDGs as the beginning to transform the process of development at the local governmental (Panchayat) level. Achieving the objectives of SDGs can and should be built based on existing experience in goal setting, monitoring and implementation. Robust follow-up and review mechanism for the implementation of the 2030 Agenda requires a solid framework of indicators and statistical data. The goals at local governmental level taken through themes, targets and indicators are aspirational in nature, relevant and placing the global goals that are universally applicable, in line with national policies and priorities as well as taking into account local realities in a concise and easy to communicate manner.

## MA INDICATORS COMPARISON WITH SDGS

### Similarities between SDG and MA indicators

#### Goal 1

The first goal of SDG it says about “ end poverty in all forms everywhere” the sub goals of the same is to evaluate the ‘Proportion of the population (out of total eligible population) receiving social protection benefits under Pradhan Mantri Matritva Vandana Yojana (PMMVY)’where in comes to MA indicators there is a similar thing is evaluated in social security sector which is to evaluate ‘Total no of eligible beneficiaries under Pradhan Mantri Matru Vandana Yojana and number of beneficiaries receiving benefits under Pradhan Mantri Matru Vandana Yojana(PMMVY). In SDG it is about finding the proportion of PMMVY beneficiaries out of the eligible population but in MA indicators it is to find the total number of eligible beneficiaries and number of beneficiaries. In SDG it comes under the goal of eradicating poverty in MA it comes under the sector of social security. The next sub goal of first goal in SDG is to find out ‘Percentage of households with any usual member covered by a health scheme or health insurance’ and there is a similar question in MA indicator which is ‘Total no. of eligible beneficiaries under Aayushman Bharat-Pradhan Mantri Jan Arogya Yojana or any State Govt Health scheme’ In SDG they have not specified any scheme but in MA there is a specified health scheme called Aayushman Bharat-Pradhan Mantri Jan Arogya Yojana or any State Govt Health scheme’. In SDG it is to find out the percentage of households benefited by a health scheme and in MA it is to find out the total number of beneficiaries under a health scheme. The 1.3.2 point in SDG implies about ‘Number of Beneficiaries under Integrated Child Development Scheme – ICDS’ and there is similar question in MA which are as follows

- Total number of children (0-6 years) immunized under ICDS
- No of pregnant women receiving services under ICDS
- No of lactating mothers receiving services under ICDS
- Total no of children in ICDS Common Application Software
- No of young anemic children in ICDS Common Application Software (6-59 months)

## EVALUATION OF THE INCENTIVIZATION OF PANCHAYATS SCHEME OF MOPR

In SDG they haven't mentioned any schemes in ICDS specifically, they just mentioned ICDS schemes as a whole which covers various schemes. When it comes to MA indicators, they have mentioned few of the ICDS schemes such as immunization, services to pregnant women, services to lactating women, and the number of total children and anemic children in the ICDS common application software which is almost similar to the point mentioned in SDG. The next point is about SHG. Both SDG and MA have mentioned SDG in slightly different ways, in SDG it is about the evaluation of the number of SHG provided with bank credit linkage and in MA it is to evaluate the number of SHG which are accessed by bank loans. SHG is included in the poverty alleviation sector in MA, similarly in SDG too. The point in SDG is 'Percentage of Population getting safe and adequate drinking water within premises through Pipe Water Supply (PWS)', 'Proportion of population (Urban) living in households with access to safe drinking water & sanitation (Toilets)' and similar to this there is a point in MA which are as follows

- No of households having piped water connection
- Availability of Piped tap water (If Piped Water Available, Availability in terms of Hours of Supply) ((1) 100% habitations covered (2) 50 to 100% habitations covered (2) 50 to 100% habitations covered (3) <50% habitation covered (4) only one habitation is covered (5) Not Covered)
- If not covered in the village; the distance to the nearest Piped tap water facility; (<1km=1; 1-2km=2; 2-5 km=3, 5-10 km=4; >10 Km = 5)

1.4.3 of SDG discuss about 'Percentage of households electrified, 2019-20' and in rural electrification sector in MA there is two question which shares similarity with this point which are

- Availability of electricity for domestic use (1-4 hrs-1; 4-8 hrs-2; 8- 12 hrs-3; >12 hrs-4; No electricity-5)
- Number of Households availing the benefits under Saubhagya Scheme

In 1.4.6 of SDG it mentions 'Number of telephone subscriptions as percentage of total population' and in financial and communication infrastructure there is a question 'Availability of telephone services (Landline-1; Mobile-2; Both-3; None-4)' which is kind of similar in sense.

1.4.7 in SDG discusses 'Proportion of households having access to toilet facilities (Urban &

## EVALUATION OF THE INCENTIVIZATION OF PANCHAYATS SCHEME OF MOPR

Rural)’ and in MA under the health nutrition sector there is a question ‘No of households not having sanitary latrines’. In SDG they are talking about the proportion of toilet facilities where in MA it is about the number of households.

### Goal 2

Goal 2 is to end hunger, achieve food security and improved nutrition and promote sustainable agriculture and the sub goals of the same are ‘Percentage of children aged under 5 years who are underweight’ in MA it is about No. of children under the age of 6 years who are underweight. Both these points are handled with underweight kids but with slight differences. 2.1.2 of SDG deals with ‘Proportion of beneficiaries covered under National Food Security Act 2013’ similarly in MA there is a question social security sector of MA indicators ‘Total number of eligible households under National Food Security Act (NFSA)’. 2.2.1 of SDG is about the evaluation of ‘Percentage of children under age 5 years who are stunted’. ‘No of children categorized as non-Stunted as per ICDS record’ is question in MA indicators that is included in women and child development sector. In this same sector there is another question regarding anaemic pregnant women which is ‘No. of Anaemic Pregnant Women’ which is similar to 2.2.4 in SDG Percentage of pregnant women aged 15-49 years who are anaemic (<11.0g/ dl). In MA age is not specified and number is considered where in SDG age is specified(15-49) and percentage is considered. 2.4.1 Proportion of Net Sown Area to Cultivable land is similar to the point in MA ‘Net Sown Area (In hectares) , If in acres divided by 2.47’. Net sown area is discussed in end hunger goal of SDG where in MA it is included in the Land Improvement and Minor Irrigation sector. 2.4.2: Percentage of farmers issued Soil Health Card shares similarity with the following points

- No of farmers received benefits under PMFBY (Pradhan Mantri Fasal Bima Yojana )
- Number of farmers received the soil testing report
- Availability of soil testing centres (Yes-1; No-2)
- If not available in the village, the distance to the nearest Soil Testing Centre; (<1km=1; 1-2km=2; 2-5 km=3, 5-10 km=4; >10 Km = 5)

## EVALUATION OF THE INCENTIVIZATION OF PANCHAYATS SCHEME OF MOPR

‘2.4.3: Percentage of net area under organic farming’ shares with a question in MA which comes under agriculture and livelihood which is ‘No of farmers adopted organic farming during 2018-19’

### **Goal 3**

Goal 3 deals with ‘Ensure healthy lives and promote well-being for all at all ages’ and some of the sub goals of this goal are similar to MA indicators. 3.1.2: ‘Percentage of births attended by skilled health personnel (Period 5 years)’ and 3.1.3: Percentage of births attended by skilled health personnel (Period 1 year)’ is almost similar to the question in MA ‘Total no of women delivered babies at the hospitals who are registered with ASHA Anganwadi workers’ when ASHA workers are considered as skilled personnel. 3.1.4: ‘Percentage of women aged 15-49 years with a live birth, for last birth, who received antenatal care, four times or more (Period 5 years/1 year)’ is similar to No of pregnant women receiving services under ICDS as services from ICDS during pregnancy is antenatal care.

### **Goal 4**

Goal 4 is to Ensure inclusive and equitable quality education and promote lifelong learning opportunities for all and the sub goals are 4.1.4 and 4.1.7 shares some similarity with MA indicators 4.1.4 is about ‘Net Enrolment Ratio in primary and upper primary education’ and 4.1.7 is about Out of school ratio (primary, upper primary, elementary, secondary and higher secondary). The similar points in the MA questionnaire are ‘Number of Students in primary School(s)’ and ‘No. of Children not attending the school’. In SDG it is about enrolment ratio in primary school but in MA it is about number of students in primary school. The next point is also kind of similar in SDG it is about “out of school ratio” and in MA it is about number of children not attending school which is similar to out of school ratio. The point 4.3.1 is about ‘Participation rate of youth and adults in formal and non-formal education and training in the previous 12 months’ and there is a similar question in MA indicators ‘Number of trainees trained under any Skill Development Program’. These two points are similar as non-formal education consists of training and skill development. In SDG it is about the participation rate in formal and non-formal education and in MA it is about the number of people trained. 4.3.2 and 4.3.3 of SDG discuss about higher education or tertiary education the points are as follows

## EVALUATION OF THE INCENTIVIZATION OF PANCHAYATS SCHEME OF MOPR

- 4.3.2: Proportion of male-female enrolled in higher education, technical and vocational education
- 4.3.3: Gross enrolment ratio for tertiary education

In MA they have mentioned higher or tertiary education which is ‘Number of Graduates/Post Graduates in the Village’ these two points indicate the citizens who got the provision of tertiary education. 4.a.1 of SDG is about ‘Proportion of schools with access to:(a) electricity; (b) computers for pedagogical purposes;(c) adapted infrastructure and materials for students with disabilities/ disabled friendly ramp andtoilets;(d)basic drinkingwater;(e)single- sex basic sanitation facilities;and(f)basic hand washing facilities (as per the WASH indicator definitions), (in percentage)’ and some of the points mentioned in this are also mentioned in MA too which are listed as follows

- Availability of Primary School (Yes-1; No2) If Yes Then
- With Electricity (Yes-1; No-2)
- Toilet- Boys Toilet =1, Girls Toilet =2, Both = 3, None = 4
- With Computer Lab (Yes-1; No-2)
- Play Ground: (Yes-1; No-2)
- Drinking Water: (Yes-1; No-2)
- Availability of mid-day meal scheme (Yes-1; No-2)

4.c.1 of SDG discuss about the proportion of teachers which is ‘Proportion of trained teachers, by education level (primary, upper primary, elementary, secondary and higher secondary education)’, this point is sharing similarity with the question in education sector which is ‘Number of Teachers in primary School(s)’. Goal 5 is about ‘Achieve gender equality and empower all women and girls’ and the sub goals mentioned in these goals do not share any similar questions in MA. In MA there is a section where women development is discussed but there is no mention of gender equality and women empowerment.

## EVALUATION OF THE INCENTIVIZATION OF PANCHAYATS SCHEME OF MOPR

### Goal 6

Goal 6 is about 'Ensure availability and sustainable management of water and sanitation for all' these goals discuss various sustainable activities. The first sub goal that shares similarity with MA is as follows

- 6.1.1: Percentage of Population getting safe and adequate drinking water within premises through Pipe Water Supply (PWS) (similar to 1.4.1)
- 6.1.2: Percentage of population using an improved drinking water source (Rural)

These two points refer to the availability of drinking water facilities which is similar to 1.4.1 mentioned earlier. The first point is about the percentage of population n getting drinking water through public water system and second one is percentage of population using improved drinking water resources, similarly in MA there is a question in drinking water sector and Water Management and Efficiency sector as follows about the availability of drinking water

- Availability of Piped tap water (If Piped Water Available, Availability in terms of Hours of Supply) ((1) 100% habitations covered (2) 50 to 100% habitations covered (3) <50% habitation covered (4) only one habitation is covered (5) Not Covered)
- If not covered in the village; the distance to the nearest Piped tap water facility; (<1km=1; 1-2km=2; 2-5 km=3, 5-10 km=4; >10 Km = 5)
- No of households having piped water connection

Sub goals 6.2.1, 6.2.2,6.2.3, refers to the facility of toilet in households and schools which are

- 6.2.1: Proportion of households having access to toilet facility (Urban & Rural) (similar to 1.4.7)
- 6.2.2: Percentage of Districts achieving Open Defecation Free (ODF) target
- 6.2.3: Proportion of schools with separate toilet facility for girls

In MA there is a mention about toilet facility in three separate sectors such as health and nutrition, health and sanitation, and education which are as follows

- No of households not having sanitary latrines
- Is the village Open Defecation Free (ODF) (Yes-1;No-2)

## EVALUATION OF THE INCENTIVIZATION OF PANCHAYATS SCHEME OF MOPR

- Toilet- Boys Toilet =1, Girls Toilet =2, Both = 3, None = 4

Percentage of households and number of households are mentioned in SDG and MA respectively. In MA there is a question whether the village is open defecation free and in SDG it evaluates the percentage of districts which are open defecation free. The third point in this part of SDG is about having separate toilet facilities for girls and in the education sector of MA there is a question about the number of separate toilets for girls and boys. 6.3.1, 6.3.2, 6.3.3 refers to the improvement of water quality the goals mentioned are follows

- 6.3.1: Percentage of sewage treated before discharge into surface water bodies, 2020
- 6.3.2: Proportion of Water Bodies with Good Ambient Water Quality
- 6.3.3: Proportion of waste water treatment capacity created vis-a-vis total generation

These above-mentioned points are about sewage water treatment, water quality and wastewater treatment capacity the similar questions in MA are ‘Availability of drainage facilities (Closed drainage-1; open pucca drainage covered with tiles slab-2; open pucca drainage uncovered-3; open kuccha drainage-4; no drainage-5)’ and ‘Community waste disposal system (Yes1;No-2)’.

### Goal 8

Goal 8 of SDG refers to ‘promote sustained, inclusive and sustainable economic growth, full and productive employment and decent work for all’ and few of the sub goals mentioned in this are similar to some of the questions in MA. 8.10.1 of SDG is about ‘Indicator on financial inclusion’ and 8.10.2 of SDG is about ‘Number of accounts (including deposit and credit accounts) of scheduled commercial banks per 1,000 population (similar to 1.4.5)’. In MA there is a question that indicates financial inclusion which is ‘Availability of banks (Yes=1, No=2)If bank is not available in the village; the distance to the nearest bank; (<1km=1; 1-2km=2; 2-5 km=3, 5-10 km=4; >10 Km=5)’ and ‘number of households having Jan-Dhan bank account’.8.10.3 and 8.10.4 also discuss about financial inclusion and availability of financial services which are as follows

- 8.10.3: Number of banking outlets per 1,00,000 population
- 8.10.4: Automated Teller Machines (ATMs) per 1,00,000 population



## EVALUATION OF THE INCENTIVIZATION OF PANCHAYATS SCHEME OF MOPR

Similarly in MA there is a question about availability of ATM centres and business correspondents that shows the financial inclusion

- Availability of Business Correspondent with internet connectivity?
- Availability of ATM (yes-1; No-2)
- If not available in the village; the distance to the nearest ATM; (<1km=1; 1-2km=2; 2-5 km=3, 5-10 km=4; >10 Km=5)

### Goal 9

Goal 9 is about 'Build resilient infrastructure, promote inclusive and sustainable industrialisation and foster innovation' and this goal and subgoals shares nominal similarity with MA indicators.

9.c.1 and 9.c.2 refers to the internet and broadband connectivity.

- 9.c.1: Number of Internet Subscriptions as percentage of total population
- 9.c.2: Number of broadband subscribers per 10,000 persons

And in MA under financial and communication infrastructure there is a question that is similar to the above-mentioned sub goal which is 'Availability of Internet/Broadband Facility (Yes-1; No-2)'

### Goal 10

Goal 10 is about 'Reduce inequality within and among countries' and this goal also shares nominal similarity with MA indicators. One sub goal in this goal shares similarity with MA indicators which is '10.4.3: Percentage of budget allocated for welfare of SCs and STs'. The similar point in MA is 'Number of SC/ST/OBC/Minority Children getting Scholarship', these points are somewhat similar if the scholarship to SC and ST students are considered as a budget allocated to the welfare of SC and ST community. Percentage of budget allocated for SC/ST welfare and number of beneficiaries under SC/ST scholarship can be studied together.

### Goal 11

Goal 11 is about 'Make cities and human settlements inclusive, safe, resilient and sustainable' and in total there is two sub goals that shares similarity with MA indicators which is '11.2.1:

## EVALUATION OF THE INCENTIVIZATION OF PANCHAYATS SCHEME OF MOPR

Proportion of Households in urban areas having convenient access to public transport’, similarly in MA there is some questions

- Availability of Public Transport (Bus-1; Van-2; Auto-3; None-4)
- If not available in the village, the distance to the nearest Public Transport facility; (<1km=1; 1-2km=2; 2-5 km=3, 5-10 km=4; >10 Km = 5)
- Availability of Railway Station (Yes-1; No2)
- If not available in the village, the distance to the nearest Railway Station; (<1km=1; 1-2km=2; 2-5 km=3, 5-10 km=4; 10 -20 Km=5; >20Km = 6)

Above mentioned questions and sub goal 11.2.1 are similar in the sense as both these points discuss public transport systems. The next sub goal which shares similarity with MA is ‘11.6.1: Proportion of households from where solid waste is regularly collected, by agency of collection, by frequency of collection’, the similar question in MA is ‘Community waste disposal system (Yes1;No-2)’, both these points are about waste management.

### **Goal 12**

Goal 12 is about ‘Ensure sustainable consumption and production patterns’ these goals also share only one similarity with MA. The sub goal 12.a.1is about Installed renewable energy generating capacity in the country (in watts per capita) (Similar to 7.b.1), similarly in MA there is ‘Use of Solar Energy/Wind Energy for electrification of the house (Yes-1; No-2), If yes, Number of Households electrified by Solar Energy/Wind Energy’. Both these points discuss usage of renewable energy. In SDG it is to evaluate the installed renewable energy in the country and in MA it is about the number of households electrified by renewable energy such as solar energy.

**Goal 13** of SDG ‘Take urgent action to combat climate change and its impacts’, **Goal 14** of SDG ‘Conserve and sustainably use the oceans, seas and marine resources for sustainable development’, ‘Goal 15 of SDG ‘Protect, restore and promote sustainable use of terrestrial ecosystems, sustainably manage forests, combat desertification, and halt and reverse land degradation and halt biodiversity loss’, Goal 16 of SDG ‘Promote peaceful and inclusive societies for sustainable development, provide access to justice for all and build effective, accountable and inclusive institutions at all levels’ and Goal 17 of SDG ‘Strengthen the means of

## EVALUATION OF THE INCENTIVIZATION OF PANCHAYATS SCHEME OF MOPR

implementation and revitalize the Global partnership for Sustainable Development’ does not share any similarities with MA. The sub goals and targets of above mentioned goals are not related to MA indicators all though MA covers sustainable activities it is not similar to the goals mentioned in SDG.

**Table 20. SDG Composite Score of the states**

State	SDG 1	SDG 2	SDG 3	SDG 4	SDG 5	SDG 6	SDG 7	SDG 8	SDG 9	SDG 10	SDG 11	SDG 12	SDG 13	SDG 14	SDG 15	SDG 16	Composite score	Rank
<b>Arunachal pradesh</b>	81	52	77	50	58	92	100	67	52	74	78	84	63		69	77	72	4
<b>Assam</b>	51	41	59	43	25	64	98	50	39	65	55	66	53		78	62	57	26
<b>Gujarat</b>	66	46	86	52	49	93	94	64	72	64	87	50	67		61	82	69	10
<b>Jharkhand</b>	36	19	74	45	51	83	77	54	37	65	71	55	25		71	70	56	27
<b>Karnataka</b>	68	53	78	64	57	85	100	66	64	67	78	89	62		67	76	72	4
<b>Mandhya Pradesh</b>	44	43	62	45	55	88	86	60	37	51	81	78	49		84	66	62	17
<b>Sikkim</b>	80	69	62	58	58	89	100	71	52	61	85	76	65		73	72	71	8
<b>Telangana</b>	68	50	67	63	41	96	100	73	59	67	76	73	43		81	71	69	10
<b>Uttar Pradesh</b>	44	41	60	51	50	83	100	53	42	41	77	79	39		61	79	60	22

## **“Evaluation of the Incentivization of Panchayats Scheme” of SIRDs**

The Ministry of Panchayati Raj has commissioned an evaluation study on "Evaluation of the Incentivization of Panchayats Scheme of the Ministry of Panchayati Raj". The study has been entrusted to the Kerala Institute of Local Administration (KILA), Thrissur, Kerala. The objectives of the study are as under:

- (a) To understand the rationale behind the introduction of awards and incentives and its efficacy so far;
- (b) To review the selection procedures and guidelines for awards and incentives;
- (c) To understand the knowledge, awareness, visibility and perception of awards/incentives among GP officials at different levels;
- (d) To study the performance of the Gram Panchayat who were incentivized through various Awards of MoPR during 2018-19 and 2019-20;
- (e) To understand the fund utilization patterns and activities based on incentives by the awarded GPs;
- (f) To formulate recommendations for improving the scheme based on the suggestions from the stakeholders;
- (g) To suggest measures for the strengthening of the criteria for selection of the awards.

To complete the report, we have designed a set of questionnaires to elicit data from different stakeholder groups, SIRD & PR being one among them.

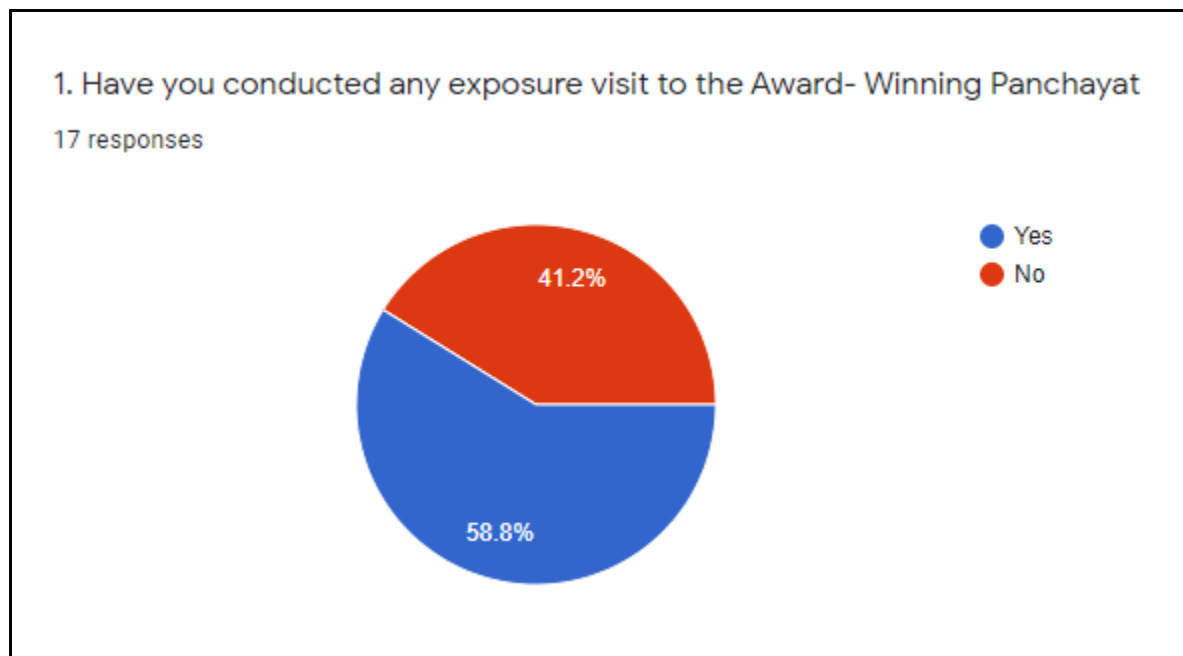
The questionnaire which includes a total of eight questions was sent to 28 SIRDs, through email, working among each state in India. It was in the form of Google forms (Online mode). We have followed up the emails by contacting each SIRD personnel and informing them about the evaluation study. Eleven SIRDs replied to our mail and submitted their answers in the Google forms. The following states have given the responses for the questionnaires and the states are

## EVALUATION OF THE INCENTIVIZATION OF PANCHAYATS SCHEME OF MOPR

Tripura, Sikkim, Assam, Telangana, Panjab, Nagaland, Uttar Pradesh, Orrisa, Manipur, Rajasthan etc replies from SIRDs.

### 1. Have you conducted any exposure visits to the Award-Winning Panchayat?

Among the eleven SIRDs, only five of them have visited the award-winning panchayats in their state and six SIRDs didn't visit. This means the six SIRDs who didn't visit the award-winning panchayats are not aware of the incentivization programmes conducted by the MoPR in those panchayats. The pie chart of the questionnaire is given below,



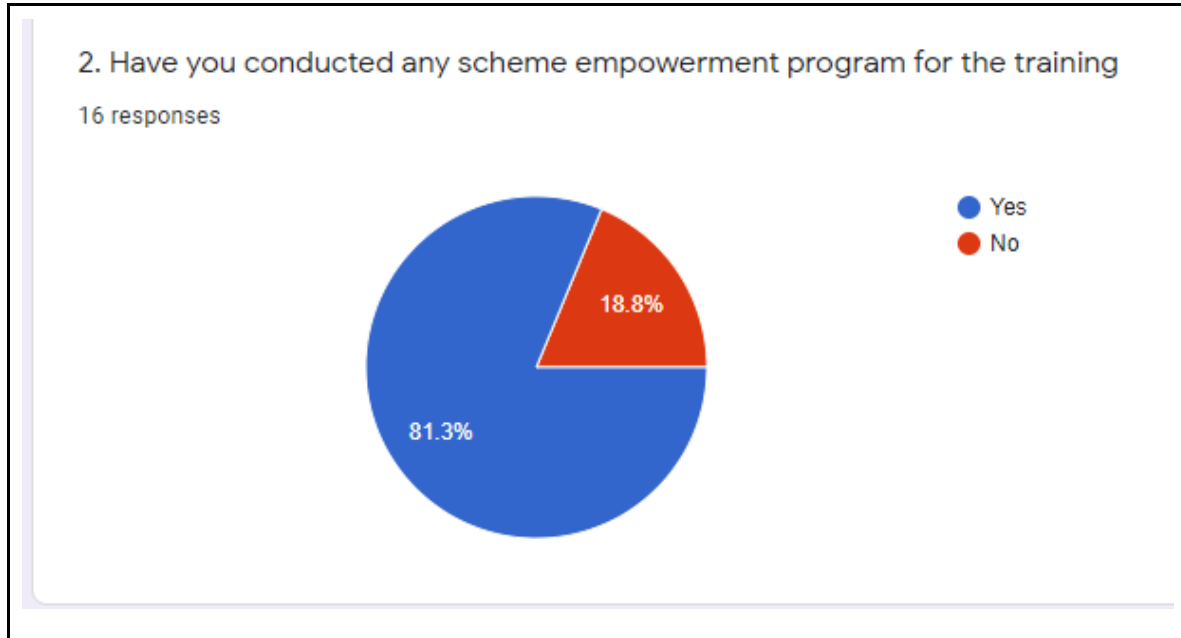
From the pie chart based on the study, it is clear that 58.8 % of the SIRDs in the state are not aware of the Award-winning panchayats in their state and only 41.2 % of them are aware of the panchayats who got awards.

### 2. Have you conducted any scheme empowerment program for the training?

Seven SIRDs conducted scheme empowerment programs for the award-winning panchayats and four SIRDs didn't conduct any scheme empowerment programs for the panchayats. The below

## EVALUATION OF THE INCENTIVIZATION OF PANCHAYATS SCHEME OF MOPR

pie chart shows the percentage of empowerment programmes conducted by various SIRDs for the panchayats.

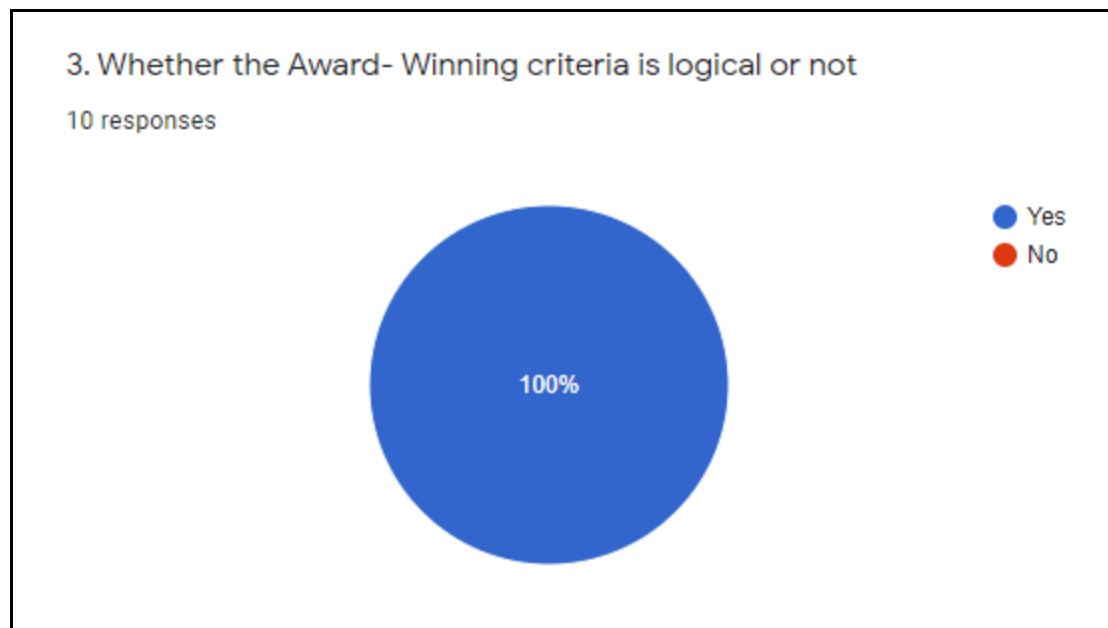


From the above pie chart, it is clear that 81.3 % of the SIRDs conducted scheme empowerment programmes for the panchayats who got the award. But 18.8 % of the SIRDs didn't conduct any scheme empowerment programmes for the panchayats who got the award.

### 3. Whether the Award-Winning criteria is logical or not?

All the eleven SIRDs are in support of the criteria that were followed by the Ministry of Panchayat Raj in selecting the award-winning panchayats as logical. The below pie chart shows its percentage,

## EVALUATION OF THE INCENTIVIZATION OF PANCHAYATS SCHEME OF MOPR

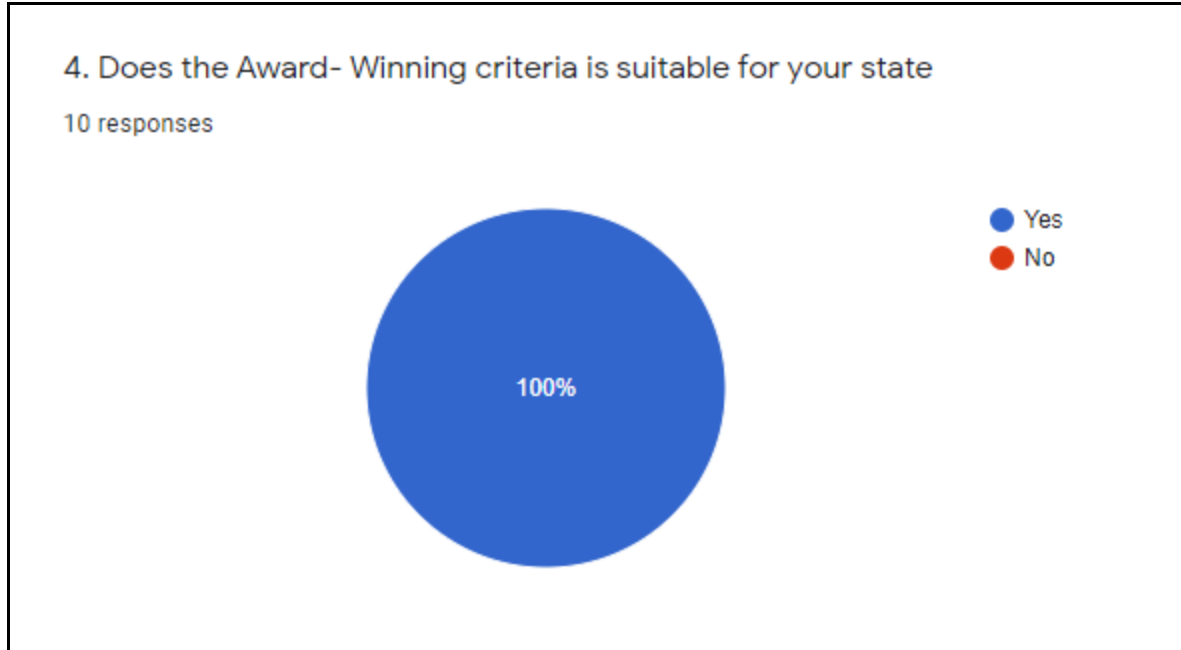


From the pie chart, it is clear that 100% of the SIRDs are in support of the logicity of the criteria for the selection of panchayats on the incentivization program. This means the criteria are valid and are followed by the SIRDs also and there is no need to change the process of awarding the panchayats.

4. Does the Award-Winning criteria suitable for your state?

All the SIRDs support that the selection criteria are suitable for their state.

## EVALUATION OF THE INCENTIVIZATION OF PANCHAYATS SCHEME OF MOPR



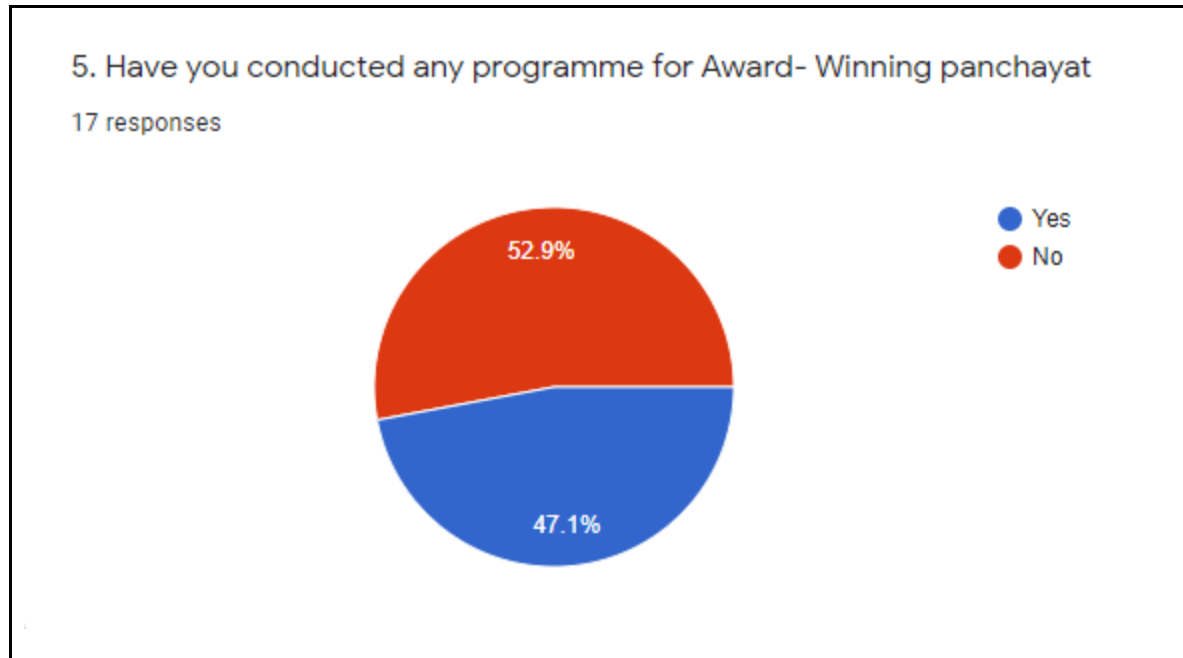
The pie chart shows that 100% of the SIRDs say that the process of selecting the panchayats for award-winning are suitable for their states, and there is no need to prepare separate criteria for each state.

5. Have you conducted any programme for Award-Winning panchayats?

Only four SIRDs conducted programmes for the award-winning panchayats. And seven SIRDs didn't conduct any programmes for the award-winning panchayats. The following pie chart shows the percentage of SIRDs who conducted any programme for the Award-winning panchayats,



## EVALUATION OF THE INCENTIVIZATION OF PANCHAYATS SCHEME OF MOPR

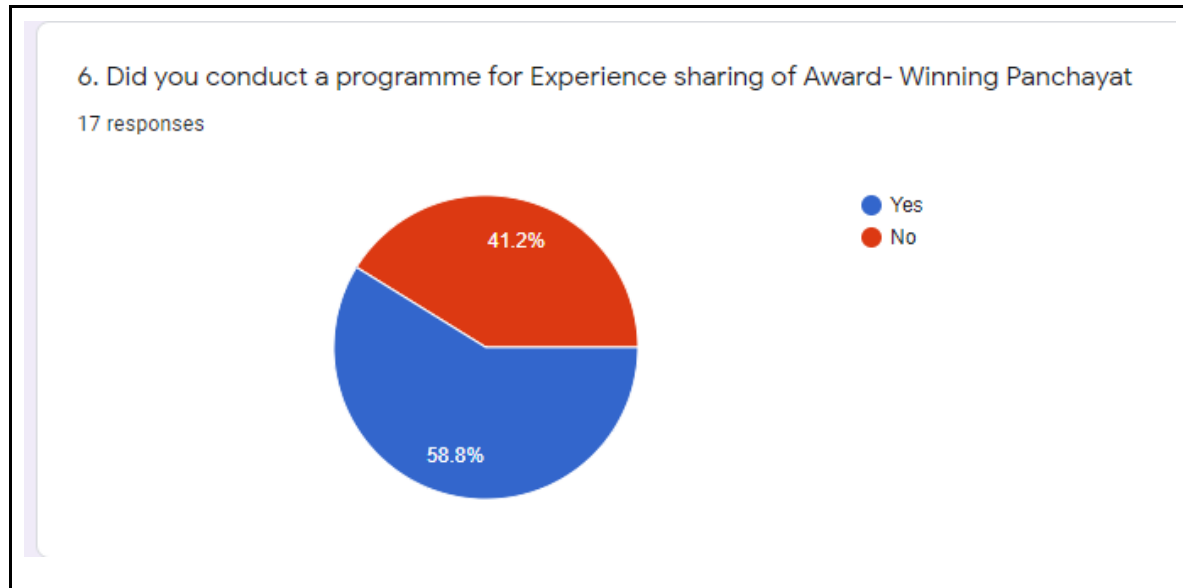


The pie chart shows that only 47.1 % of SIRDs conducted any programme for the award-winning panchayats and 52.9% of SIRDs have not conducted any programme. This shows the lack of training programmes conducted by various SIRDs for the local self-governance.

6. Did you conduct a programme for Experience sharing of Award-Winning Panchayat?

Six of the eleven SIRDs conducted experience sharing programmes for the award-winning panchayats. Five SIRDs didn't conduct any experience sharing programmes. The following pie chart shows their percentage,

## EVALUATION OF THE INCENTIVIZATION OF PANCHAYATS SCHEME OF MOPR

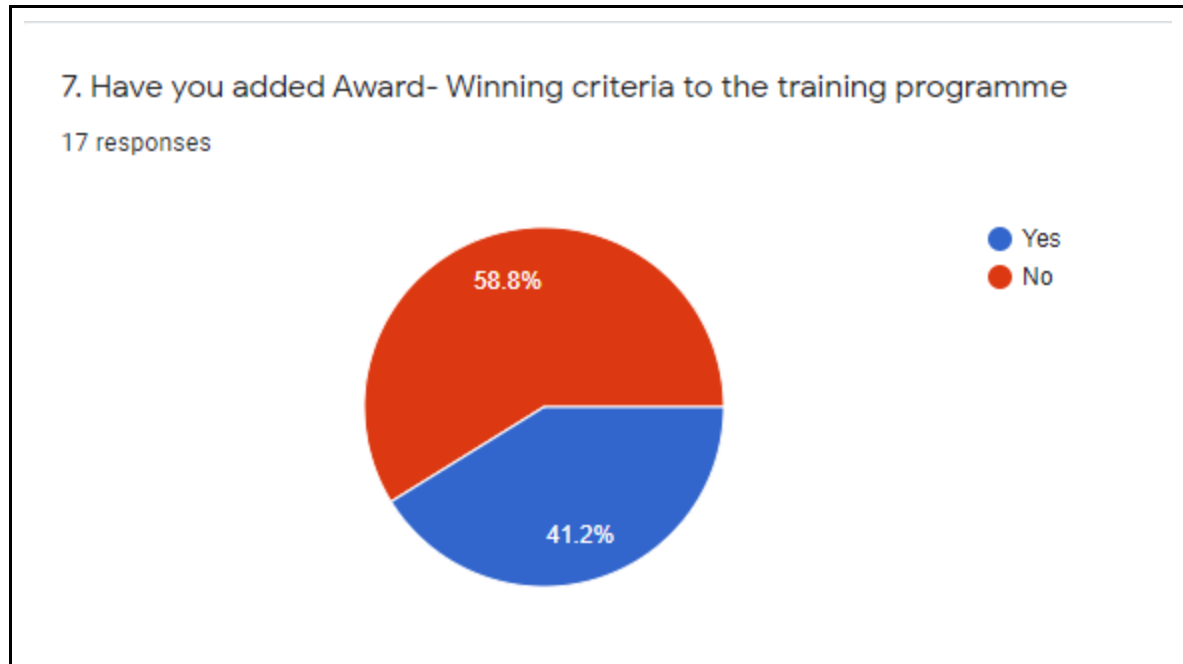


From the pie chart, it is clear that 58.8% of SIRDs conduct experience sharing programs, which help other panchayats to gain the knowledge of 'how to win the award' and will also motivate other panchayats in fulfilling the criteria for getting the award. About 41.2% of SIRDs are not conducting any experience sharing programme for the award-winning panchayats.

### 7. Have you added Award-Winning criteria to the training programme?

Only four SIRDs added award winning criteria in their training programmes for the panchayats. Seven of them didn't include the criteria for the selection of panchayats, for the award, in their training programmes. The following pie chart shows the percentage of SIRDs which included the criteria for award-winning in their training programmes.

## EVALUATION OF THE INCENTIVIZATION OF PANCHAYATS SCHEME OF MOPR



The chart shows that only 41.2% of SIRDs added the award-winning criteria in their training programmes and 58.8 % of SIRDs lack this.

### 8. Your suggestion on the Award- Winning Process and Criteria?

Of the eleven SIRDs, seven of them have suggestions on the award-winning process and four of them don't have any suggestions. Following are the suggestions by the SIRDs,

- It should have financial incentives as well as get priority for the development of health and education infrastructure and a five-year support.
- Civic Services related to Land (e-Jami) may be included in the category of Awards granted under DDUPSP.
- There should be one digital signature of the person who has uploaded the data for its authenticity
- Regarding criteria: qualification of the PRI members may be considered
- Current procedure is adequate and acceptable
- There should be a state selection committee
- Coordination among PRI and Functionaries of GP during developmental works execution

## EVALUATION OF THE INCENTIVIZATION OF PANCHAYATS SCHEME OF MOPR

- Timely spending FC grant and other allotments without diversion in a transparent manner in all projects.
- Creation of income-generating durable assets by utilizing the FC & other grants.
- Ownership of GP for proper management and maintenance of existing assets.
- Combined effort of PRI members and Officials for augmentation of income every year.
- Timely submission of audited Utilization Certificates against the grants received.
- Coordination among PRI Members & Functionaries of GPs for providing service to the local people.
- Timely completion of Developmental projects by utilizing FC grants and other grants transparently without any diversion.
- Augmentation of Own source of revenue by Utilizing FC grant and creating income-generating durable assets.
- Submission of audited Utilization Certificate timely against the grant received from different sectors.
- Dedicated effort of all PRI members for providing basic services to the local people with their support in a single window.

Civic Services related to Land (e-jami) may be included in the category of Awards granted under DDUPSP

1. Coordination among PRI and Functionaries of GP during developmental works execution
2. Timely spending FC grant and other allotment without diversion in a transparent manner in all projects.
3. Creation of income generating durable assets by utilizing the FC & other grants .
4. Ownership of GP for proper management and maintenance of existing assets.
5. Combined effort of PRI members and Officials for augmentation of income every year.
6. Timely submission of audited Utilisation Certificates against the grants received .

### Suggestions

From the study conducted on various SIRDs in the country, the following suggestions are made,

1. SIRDs should be more aware of the incentivization process and should provide adequate support to the local self-governance to achieve those criteria to attain the awards.
2. As the exposure visits of the SIRDs to the award-winning panchayats are less than 50%, the knowledge sharing is declining between SIRDs and panchayats. Only through proper exposure visits to the award-winning panchayats the knowledge regarding their success can be shared among other local self-governance.
3. The scheme empowerment program is provided by most of the SIRDs but still some SIRDs lack such programmes. It is better to conduct empowerment programs in the panchayats.
4. As all the SIRDs think that the award-winning criteria are logical, there is no need to change these criteria or make any corrections to them. These criteria can be followed without any doubt.
5. All the SIRDs believe that the criteria for award-winning are suitable for their state, so the common criteria that have been put forward for the award-winning process can be applied in all states and there is no need for separate measures.
6. The programmes conducted by SIRDs in the award-winning panchayats are below 50% and most of the SIRDs lack in conducting any type of programmes in the panchayats. This means there is a lack of support from the SIRDs. So it is important to maintain a good relationship between the SIRDs and the panchayats and should conduct various programmes to support the panchayats in attaining development in their area.
7. The SIRDs which conduct experience sharing programmes of Award-winning panchayats are above 50%. These experience sharing will help the SIRDs to provide knowledge to other panchayats about 'how the criteria for award-winning can be attained' and 'how it can be implemented in desired panchayats'. So the experience sharing programmes are important in each SIRDs and should have to conduct such programmes timely.
8. The addition of the award-winning criteria in the training programmes conducted by the SIRDs for the panchayats are very few. Only some SIRDs added these criteria in their training programmes. Thus, it is an important subject, all the SIRDs should take the

## **EVALUATION OF THE INCENTIVIZATION OF PANCHAYATS SCHEME OF MOPR**

necessary steps to include the criteria of award-winning in their training programmes for panchayats.

9. Lastly, all the SIRDs in the country should have good knowledge about the incentivization process and its criteria for selection and should provide adequate training programmes for the panchayats to attain these criteria for award-winning.

## Chapter 6

### Impact with the help of statistical methods

A survey was conducted using a questionnaire to know the impact of the incentivization to panchayats. The statistical analysis was done with the collected data and the results are discussed in detail in this chapter. The information on seven sub-themes were collected - (1) Panchayat Functioning (2) Management of Personnel and Capacity Building (3) Planning and Budget formation (4) Income Generation (5) Performance of Panchayat (6) Accountability and Transparency and (7) Innovative Development Interventions. Each sub-theme has 15, 3, 8, 7, 14, 11, and 1 indicators. In order to assess the impact of these, composite index of each sub-theme were calculated and further, from that value the rate of impact was found out. The data were collected from different panchayats of 9 states. The discussion of the panchayat-wise data is followed.

#### STATE OF MADHYA PRADESH

The data were collected from 6 award winning panchayats and 2 non-award winning panchayats.

##### 1. SAGAR GRAM PANCHAYAT

The total score obtained for each sub-theme and the composite index and the respective rate of impact is present in Table 21.

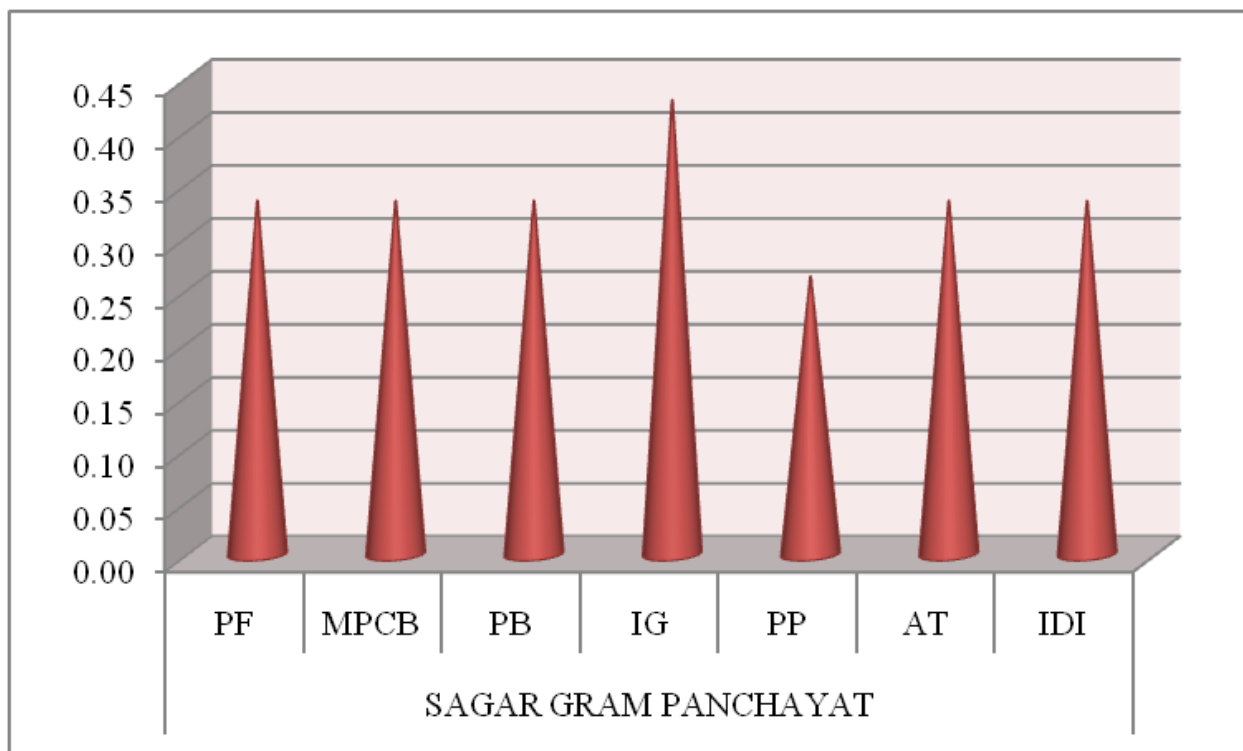
Table 21 *Performance of Sagar Gram Panchayat, Madhya Pradesh*

		<b>Managem ent of Personnel and Capacity Building</b>	<b>Planning and Budget Formatio n</b>	<b>Income Generatio n</b>	<b>Performa nce of Panchayat s</b>	<b>Accounta bility &amp; Transpare ncy</b>	<b>Innovati ve Develop ment Interven tions</b>
<i>Akbarpur Gram Panchayat</i>	<b>Panchayat Functioni ng</b>						
TOTAL	15	3	8	9	11	11	1
COMPOSI	0.33	0.33	0.33	0.43	0.26	0.33	0.33

**EVALUATION OF THE INCENTIVIZATION OF PANCHAYATS SCHEME OF MOPR**

TE INDEX							
RATE OF IMPACT (IN PERCENT AGE)	33.33	33.33	33.33	42.86	26.19	33.33	33.33

The panchayat has paid attention to generate income from the its administrative locality, utilizing the common people and sources around. The meeting is almost done in the prescribed format. The working of panchayat as per the RTI act is in an average state.



*Figure 13.* Composite index of the performance of the Sagar Gram Panchayat, Madhya Pradesh

The obtained responses from the panchayat officials shows that the meetings are conducted in a systematic way, with giving prominence to circulating agenda in advance, and recording



## **EVALUATION OF THE INCENTIVIZATION OF PANCHAYATS SCHEME OF MOPR**

minutes. Important decisions were taken by detailed discussions and vote by conducting meetings which pointed out the democratic nature of the panchayat. The panchayat gives importance to capacity building. The above-mentioned panchayats give attention to sending their representatives and functionaries for training programmes.

Good functioning of Panchayat relies on careful budget allocation too. Sagar Gram panchayat prepares the annual budget, after discussing the plans and gaining suggestions from Gram Sabhas, farmers, youth, NGOs, etc. That means, the participation of all the sectors of the society is ensured in the annual budget planning. It was found that the panchayat has not prepared the Gender Budget for the Financial year 2018-19 and 2019-20.

To make the budget allocation a success, the panchayat has to generate income through many sources. Panchayat is found to be generating income from its own innovative sources apart from tax and voluntary contributions.

The panchayat has almost succeeded in achieving aims of the different schemes implemented by the panchayat, and have utilized the funds for the same effectively. Utilization of fund for various schemes intended for development of SC/ST is found to be least utilized. The panchayat has given much attention to the life-style upliftment of the common people by providing safe drinking water, streetlight, drainage facility, special initiatives, giving education on the social issues currently happening around, etc. for improving the life of marginalized groups. The birth-death cases are found to be registered up-to-date. The panchayat is also focussing on undertaking activities with the cooperation of community based groups.

The panchayat is giving attention for the maintenance of accounts in a proper order as prescribed by the government. The transparency of the panchayat is yet to be improved. The allocation of the funds, expenditure, BPL list, list of pension beneficiaries, and other like matters are to be displayed in the panchayat office and public places so as to make the administration more transparent and trustworthy to the common people.

### **2. SEHORE GRAM PANCHAYAT**

The total score obtained for each sub-theme and the composite index and the respective rate of impact is present in Table 22.

EVALUATION OF THE INCENTIVIZATION OF PANCHAYATS SCHEME OF MOPR

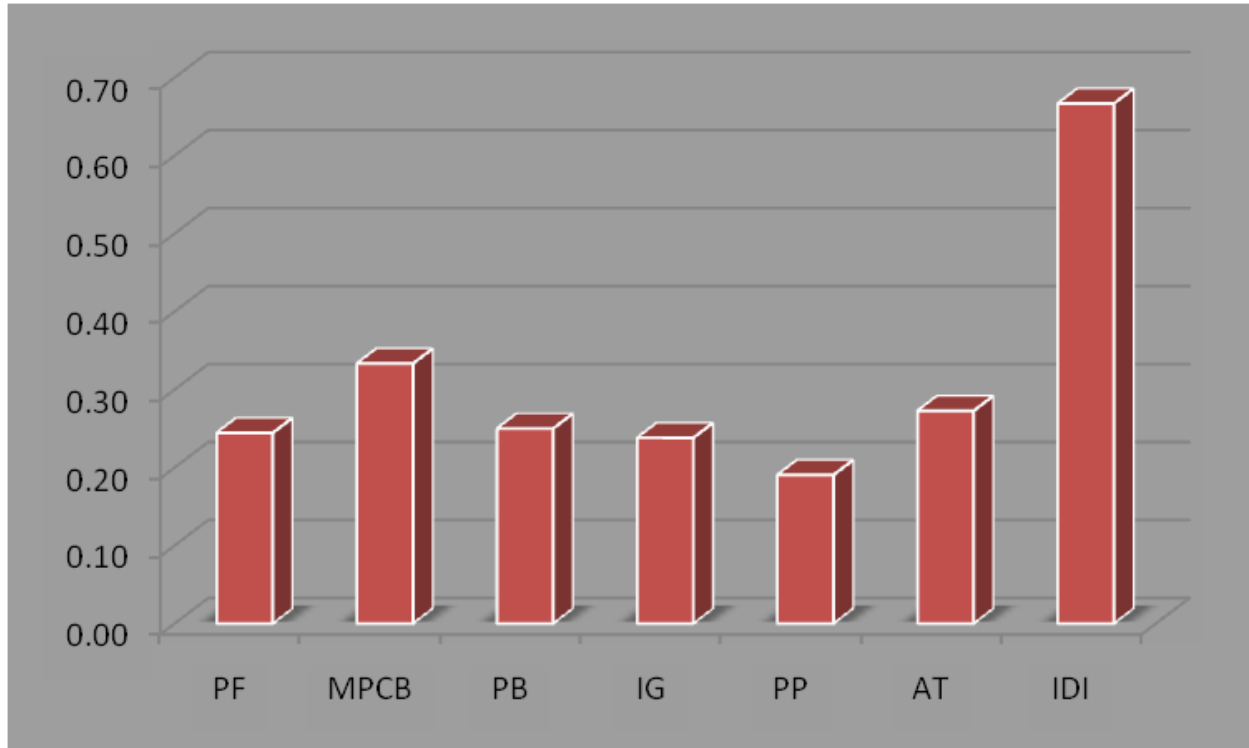
**Table 22**

*Performance of Sehore Gram Panchayat, Madhya Pradesh*

	<b>Panchayat Functioning</b>	<b>Management of Personnel and Capacity Building</b>	<b>Planning and Budget Formation</b>	<b>Income Generation</b>	<b>Performance of Panchayats</b>	<b>Accountability &amp; Transparency</b>	<b>Innovative Development Interventions</b>
TOTAL	11	3	6	5	8	9	2
COMPOSITE INDEX	0.24	0.33	0.25	0.24	0.19	0.27	0.67
RATE OF IMPACT (IN PERCENTAGE)	24.44	33.33	25	23.81	19.05	27.27	66.67

Table 22 summarizes the composite index and rate of impact of award winning panchayat, Sehore Gram Panchayat. Panchayat Functioning, Management of personnel and capacity building, planning and budget formation, income generation, performance of panchayats. Accountability and transparency, and Innovative Development intervention has got 0.24, 0.33, 0.25, 0., 0.24, 0.19, 0.27 and 0.33 respectively as the composite index. Figure 14 shows a graphical representation of the composite index of the evaluated sub units of Sehore Gram Panchayat.

## EVALUATION OF THE INCENTIVIZATION OF PANCHAYATS SCHEME OF MOPR



*Figure 14.* Composite index of the performance of the Sehore Gram Panchayat, Madhya Pradesh

The obtained responses from the panchayat officials shows that the meetings are conducted in a systematic way, with giving prominence to circulating agenda in advance, and recording minutes, but not fully systematic. . Important decisions were taken by detailed discussions and vote by conducting meetings which pointed out the democratic nature of the panchayat. The panchayat gives importance to capacity building. The above-mentioned panchayat gives attention to sending their representatives and functionaries for training programmes. The panchayat has to improve a little bit more in terms of panchayat functioning.

Good functioning of Panchayat relies on careful budget allocation too. Khunti panchayat prepares the annual budget, after discussing the plans and gaining suggestions from Gram Sabhas, farmers, youth, NGOs, etc. That means, the participation of all the sectors of the society is ensured in the annual budget planning. It was found that the panchayat has not prepared the Gender Budget for the Financial year 2018-19 and 2019-20.

For the proper functioning of panchayats, the panchayat should give attention to raising the funds or increasing the income of the panchayat. Finding various sources of its own should be more

## EVALUATION OF THE INCENTIVIZATION OF PANCHAYATS SCHEME OF MOPR

fruitful. It is found that Khunti Panchayat does not generate any income from voluntary contributions in the form of labor or cash. The main source of income is tax, like any other panchayats.

The panchayat has succeeded in achieving aims of the different schemes implemented by the panchayat, and have utilized the funds for the same effectively. Utilization of funds for various schemes intended for development of SC/ST is found to be least utilized. The panchayat has given much attention to the life-style upliftment of the common people by providing safe drinking water, streetlight, drainage facility, giving education on the social issues currently happening around, etc. for improving the life of marginalized groups. The birth-death cases are found to be registered up-to-date. The panchayat is also focussing on undertaking activities with the cooperation of community based groups. The panchayat has not taken any initiative for the upliftment of the women. They have marked no innovative programme or plan framed for the upliftment of the inhabitants of that panchayat.

Proper maintenance of the accounts is done by Khunti panchayat to a moderate extent. The works under RTI Act are found to be done in a good way. BPL list, list of pension beneficiaries, and other like matters are not found to be displayed in the panchayat office or public places, which has to be done so as to make the administration more transparent and trustworthy to the common people. Innovative interventions programmes should be made more to bring better development in the panchayat.

### 3. NIPANIYA SUKHA GRAM PANCHAYAT

The total score obtained for each sub-theme and the composite index and the respective rate of impact is present in Table 23.

**Table 23**

*Performance of Nipaniya Sukha Gram Panchayat, Madhya Pradesh*

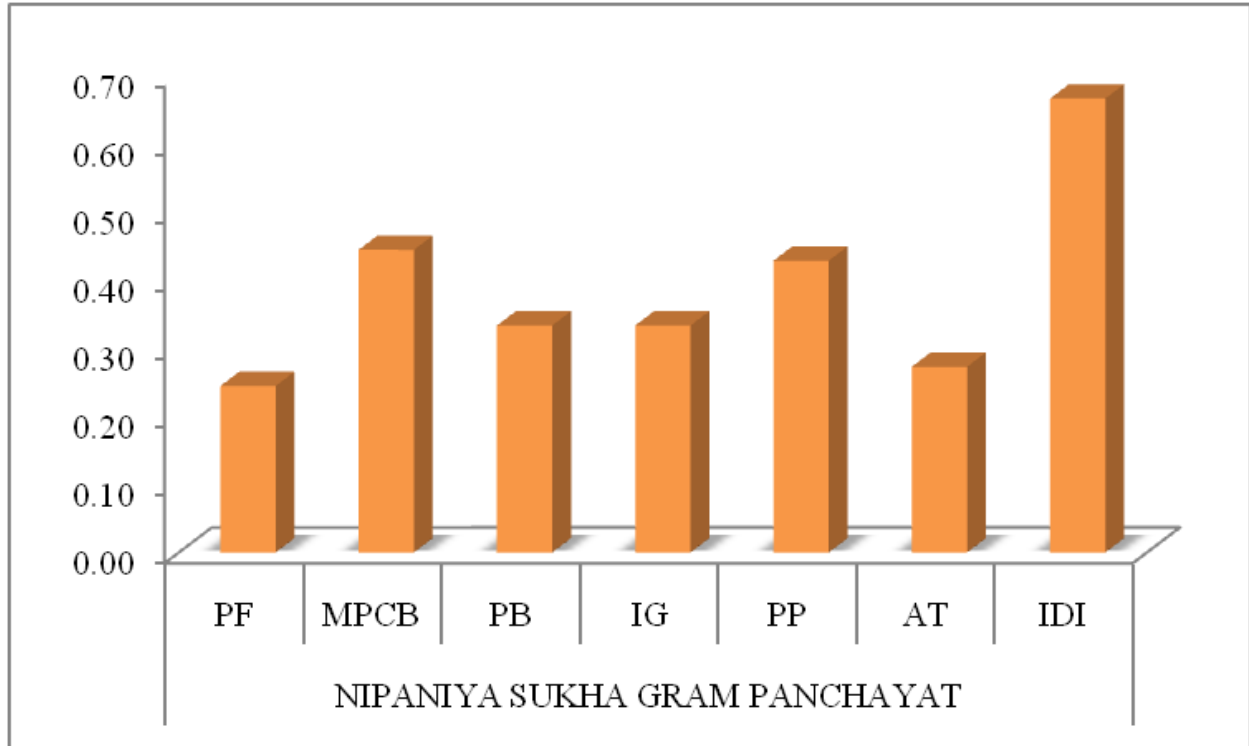
<i>Sukha Gram Panchayat</i>	<b>Panchayat Functioning</b>	<b>Management of Personnel</b>	<b>Planning and Budget</b>	<b>Income Generation</b>	<b>Performance of Panchayat</b>	<b>Accountability &amp; Transparency</b>	<b>Innovative Development</b>
-----------------------------	------------------------------	--------------------------------	----------------------------	--------------------------	---------------------------------	--	-------------------------------

**EVALUATION OF THE INCENTIVIZATION OF PANCHAYATS SCHEME OF MOPR**

		<b>and Capacity Building</b>	<b>Formatio n</b>		<b>s</b>	<b>ncy</b>	<b>ment Interven tions</b>
TOTAL	11	4	8	7	18	9	2
COMPOSITE INDEX	0.24	0.44	0.33	0.33	0.43	0.27	0.67
RATE OF IMPACT (IN PERCENT AGE)	24.44	44.44	33.33	33.33	42.86	27.27	66.67

Table 23 summarizes the composite index and rate of impact of award winning panchayat, Nipaniya Sukha Gram Panchayat. Panchayat Functioning, Management of personnel and capacity building, planning and budget formation, income generation, performance of panchayats. Accountability and transparency, and Innovative Development intervention has got 0.24, 0.44, 0.33, 0.33, 0.43, 0.27 and 0.67 respectively as the composite index. Figure 51 shows a graphical representation of the composite index of the evaluated sub units of the panchayat.

## EVALUATION OF THE INCENTIVIZATION OF PANCHAYATS SCHEME OF MOPR



*Figure 15.* Composite index of the performance of the Nipaniya SukhaGram Panchayat, Uttar Pradesh

The obtained responses from the panchayat officials shows that the meetings are conducted in a systematic way, with giving prominence to circulating agenda in advance, and recording minutes, but not fully systematic. . Important decisions were taken by detailed discussions and vote by conducting meetings which pointed out the democratic nature of the panchayat. The panchayat gives importance to capacity building. The above-mentioned panchayat gives attention to sending their representatives and functionaries for training programmes. The panchayat has to improve a little bit more in terms of panchayat functioning.

Good functioning of Panchayat relies on careful budget allocation too. Nipaniya SukhaGram Panchayat prepares the annual budget, after discussing the plans and gaining suggestions from Gram Sabhas, farmers, youth, NGOs, etc. That means, the participation of all the sectors of the society is ensured in the annual budget planning. It was found that the panchayat has not prepared the Gender Budget for the Financial year 2018-19 and 2019-20.

## **EVALUATION OF THE INCENTIVIZATION OF PANCHAYATS SCHEME OF MOPR**

For the proper functioning of panchayats, the panchayat should give attention to raising the funds or increasing the income of the panchayat. Finding various sources of its own should be more fruitful. It is found that Khunti Panchayat does not generate any income from voluntary contributions in the form of labor or cash. The main source of income is tax, like any other panchayats.

The panchayat has succeeded in achieving aims of the different schemes implemented by the panchayat, and have utilized the funds for the same effectively. Utilization of funds for various schemes intended for development of SC/ST is found to be least utilized. The panchayat has given much attention to the life-style upliftment of the common people by providing safe drinking water, streetlight, drainage facility, giving education on the social issues currently happening around, etc. for improving the life of marginalized groups. The birth-death cases are found to be registered up-to-date. The panchayat is also focussing on undertaking activities with the cooperation of community based groups. The panchayat has not taken any initiative for the upliftment of the women. They have marked no innovative programme or plan framed for the upliftment of the inhabitants of that panchayat.

Proper maintenance of the accounts is done by Nipaniya SukhaGram Panchayat to a moderate extent. The works under RTI Act are found to be done in a good way. BPL list, list of pension beneficiaries, and other like matters are not found to be displayed in the panchayat office or public places, which has to be done so as to make the administration more transparent and trustworthy to the common people. Innovative interventions programmes should be made more to bring better development in the panchayat.

### **4. SIHODA PANCHAYAT**

The total score obtained for each sub-theme and the composite index and the respective rate of impact is present in Table 24.

EVALUATION OF THE INCENTIVIZATION OF PANCHAYATS SCHEME OF MOPR

**Table 24**

*Performance of Sihoda Gram Panchayat, Madhya Pradesh*

<i>Sihoda Gram Panchayat</i>	<b>Panchayat Functioning</b>	<b>Management of Personnel and Capacity Building</b>	<b>Planning and Budget Formation</b>	<b>Income Generation</b>	<b>Performance of Panchayats</b>	<b>Accountability &amp; Transparency</b>	<b>Innovative Development Interventions</b>
TOTAL	15	1	7	4	13	9	1
COMPOSITE INDEX	0.33	0.11	0.29	0.19	0.31	0.27	0.33
RATE OF IMPACT (IN PERCENTAGE)	33.33	11.11	29.17	19.05	30.95	27.27	33.33

Table 24 summarizes the composite index and rate of impact of award winning panchayat, Sihoda Gram Panchayat. Panchayat Functioning, Management of personnel and capacity building, planning and budget formation, income generation, performance of panchayats. Accountability and transparency, and Innovative Development intervention has got 0.33, 0.11, 0.29, 0.19, 0.31, 0.27 and 0.33 respectively as the composite index. Figure 16 shows a graphical representation of the composite index of the evaluated sub units of Sihoda Gram panchayat.



## EVALUATION OF THE INCENTIVIZATION OF PANCHAYATS SCHEME OF MOPR

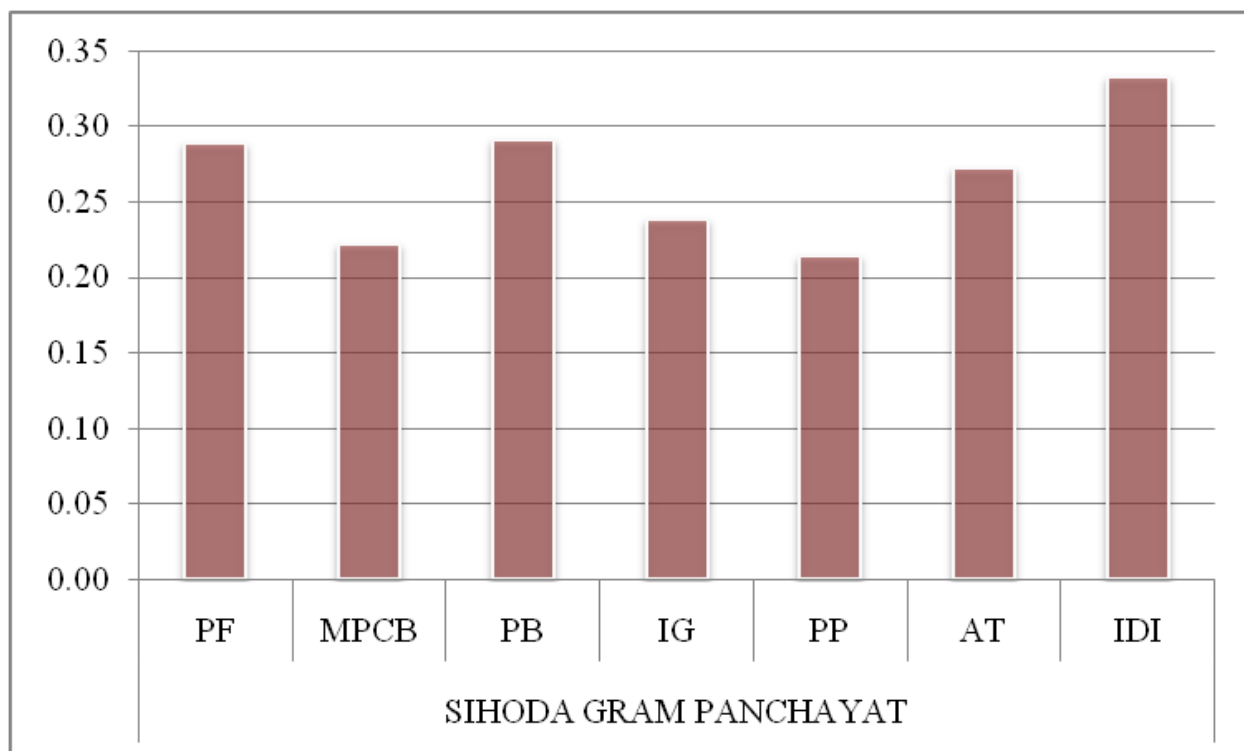


Figure 16. Composite index of the performance of the Sihoda Gram Panchayat, Uttar Pradesh

The obtained responses from the panchayat officials shows that the meetings are conducted in a systematic way, with giving prominence to circulating agenda in advance, and recording minutes, but not fully systematic. . Important decisions were taken by detailed discussions and vote by conducting meetings which pointed out the democratic nature of the panchayat. The panchayat gives importance to capacity building. The above-mentioned panchayat gives attention to sending their representatives and functionaries for training programmes. The panchayat has to improve a little bit more in terms of panchayat functioning.

Good functioning of Panchayat relies on careful budget allocation too. Sihoda Gram Panchayat prepares the annual budget, after discussing the plans and gaining suggestions from Gram Sabhas, farmers, youth, NGOs, etc. That means, the participation of all the sectors of the society is ensured in the annual budget planning. It was found that the panchayat has not prepared the Gender Budget for the Financial year 2018-19 and 2019-20.

For the proper functioning of panchayats, the panchayat should give attention to raising the funds or increasing the income of the panchayat. Finding various sources of its own should be more

## **EVALUATION OF THE INCENTIVIZATION OF PANCHAYATS SCHEME OF MOPR**

fruitful. It is found that Sihoda Gram Panchayat does not generate any income from voluntary contributions in the form of labor or cash. The main source of income is tax, like any other panchayats.

The panchayat has succeeded in achieving aims of the different schemes implemented by the panchayat, and have utilized the funds for the same effectively. Utilization of funds for various schemes intended for development of SC/ST is found to be least utilized. The panchayat has given much attention to the life-style upliftment of the common people by providing safe drinking water, streetlight, drainage facility, giving education on the social issues currently happening around, etc. for improving the life of marginalized groups. The birth-death cases are found to be registered up-to-date. The panchayat is also focussing on undertaking activities with the cooperation of community based groups. The panchayat has not taken any initiative for the upliftment of the women. They have marked no innovative programme or plan framed for the upliftment of the inhabitants of that panchayat.

Proper maintenance of the accounts is done Sihoda Gram Panchayat to a moderate extent. The works under RTI Act are found to be done in a good way. BPL list, list of pension beneficiaries, and other like matters are not found to be displayed in the panchayat office or public places, which has to be done so as to make the administration more transparent and trustworthy to the common people. Innovative interventions programmes should be made more to bring better development in the panchayat.

### **5. JETAPURKAL GRAM PANCHAYAT**

The total score obtained for each sub-theme and the composite index and the respective rate of impact is present in Table 25.

EVALUATION OF THE INCENTIVIZATION OF PANCHAYATS SCHEME OF MOPR

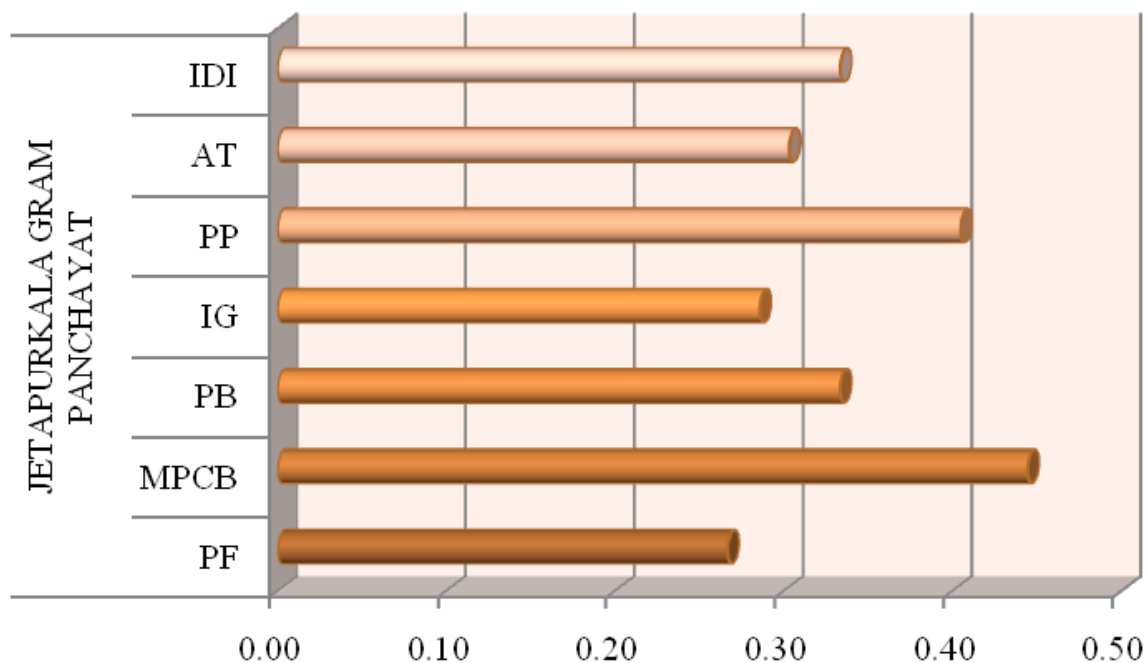
**Table 25**

*Performance of Jetapurkal Gram Panchayat, Madhya pradesh*

<i>Jetapurkal Gram Panchayat,</i>	<b>Panchayat Functioning</b>	<b>Management of Personnel and Capacity Building</b>	<b>Planning and Budget Formation</b>	<b>Income Generation</b>	<b>Performance of Panchayats</b>	<b>Accountability &amp; Transparency</b>	<b>Innovative Development Interventions</b>
TOTAL	12	4	8	6	17	10	1
COMPOSITE INDEX	0.27	0.44	0.33	0.29	0.4	0.3	0.33
RATE OF IMPACT (IN PERCENT AGE)	26.67	44.44	33.33	28.57	40.48	30.3	33.33

Table 25 summarizes the composite index and rate of impact of award winning panchayat, Jetapurkala Gram Panchayat. Panchayat Functioning, Management of personnel and capacity building, planning and budget formation, income generation, performance of panchayats. Accountability and transparency, and Innovative Development intervention has got 0.27, 0.44, 0.33, 0.29, 0.40, 0.30 and 0.33 respectively as the composite index. Figure 17 shows a graphical representation of the composite index of the evaluated sub units Jetapurkala Gram Panchayat.

## EVALUATION OF THE INCENTIVIZATION OF PANCHAYATS SCHEME OF MOPR



*Figure 17.* Composite index of the performance of the Jetapurkala Gram Panchayat, Uttar Pradesh

The obtained responses from the panchayat officials shows that the meetings are conducted in a systematic way, with giving prominence to circulating agenda in advance, and recording minutes, but not fully systematic. . Important decisions were taken by detailed discussions and vote by conducting meetings which pointed out the democratic nature of the panchayat. The panchayat gives importance to capacity building. The above-mentioned panchayat gives attention to sending their representatives and functionaries for training programmes. The panchayat has to improve a little bit more in terms of panchayat functioning.

Good functioning of Panchayat relies on careful budget allocation too. Jetapurkala Gram Panchayat prepares the annual budget, after discussing the plans and gaining suggestions from Gram Sabhas, farmers, youth, NGOs, etc. That means, the participation of all the sectors of the society is ensured in the annual budget planning. It was found that the panchayat has not prepared the Gender Budget for the financial year 2018-19 and 2019-20.

## **EVALUATION OF THE INCENTIVIZATION OF PANCHAYATS SCHEME OF MOPR**

For the proper functioning of panchayats, the panchayat should give attention to raising the funds or increasing the income of the panchayat. Finding various sources of its own should be more fruitful. It is found that Jetapurkala Gram Panchayat. It does not generate any income from voluntary contributions in the form of labor or cash. The main source of income is tax, like any other panchayats.

The panchayat has succeeded in achieving aims of the different schemes implemented by the panchayat, and have utilized the funds for the same effectively. Utilization of funds for various schemes intended for development of SC/ST is found to be least utilized. The panchayat has given much attention to the life-style upliftment of the common people by providing safe drinking water, streetlight, drainage facility, giving education on the social issues currently happening around, etc. For improving the life of marginalized groups. The birth-death cases are found to be registered up-to-date. The panchayat is also focussing on undertaking activities with the cooperation of community based groups. The panchayat has not taken any initiative for the upliftment of the women. They have marked no innovative programme or plan framed for the upliftment of the inhabitants of that panchayat.

Proper maintenance of the accounts is done by Jetapurkala Gram Panchayat to a moderate extent. The works under RTI Act are found to be done in a good way. BPL list, list of pension beneficiaries, and other like matters are not found to be displayed in the panchayat office or public places, which has to be done so as to make the administration more transparent and trustworthy to the common people. Innovative interventions programmes should be made more to bring better development in the panchayat.

### **6. SOMGAON KHURD GRAM PANCHAYAT**

The total score obtained for each sub-theme and the composite index and the respective rate of impact is present in Table 26.

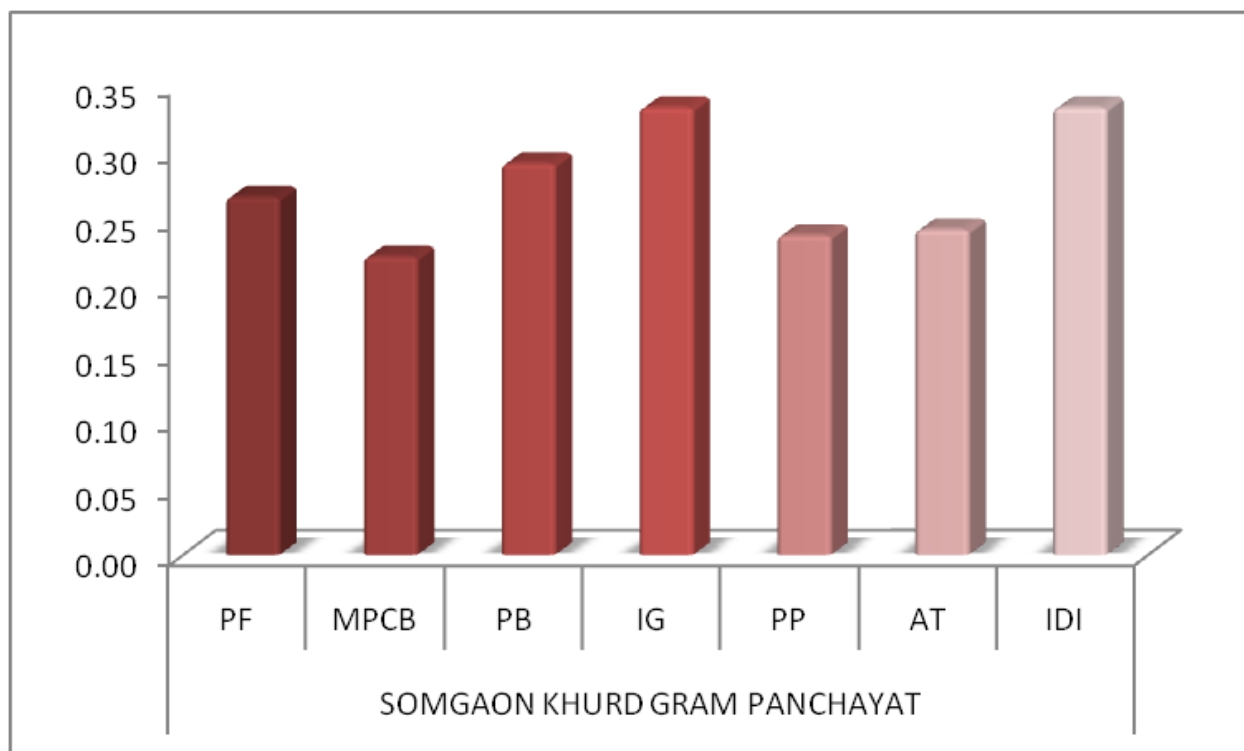
EVALUATION OF THE INCENTIVIZATION OF PANCHAYATS SCHEME OF MOPR

**Table 26** Performance of Somgaon Gram Panchayat, Madhya pradesh

<i>Somgaon Gram Panchayat,</i>	<b>Panchayat Functioning</b>	<b>Management of Personnel and Capacity Building</b>	<b>Planning and Budget Formation</b>	<b>Income Generation</b>	<b>Performance of Panchayats</b>	<b>Accountability &amp; Transparency</b>	<b>Innovative Development Interventions</b>
TOTAL	15	2	8	0	11	8	0
COMPOSITE INDEX	0.33	0.22	0.33	0.00	0.26	0.24	0.00
RATE OF IMPACT (IN PERCENTAGE)	33.33	22.22	33.33	0.00	26.19	24.24	0.00

Table 26 summarizes the composite index and rate of impact of award winning panchayat, Somgaon Khurd Gram Panchayat. Panchayat Functioning, Management of personnel and capacity building, planning and budget formation, income generation, performance of panchayats. Accountability and transparency, and Innovative Development intervention has got 0.33, 0.22, 0.33, 0.00, 0.26, 0.24 and 0.00 respectively as the composite index. Figure 18 shows a graphical representation of the composite index of the evaluated sub units of Somgaon Khurd Gram panchayat.

## EVALUATION OF THE INCENTIVIZATION OF PANCHAYATS SCHEME OF MOPR



*Figure 18.* Composite index of the performance of the Somgaon Khurd Gram Panchayat, Madhya Pradesh

The obtained responses from the panchayat officials shows that the meetings are conducted in a systematic way, with giving prominence to circulating agenda in advance, and recording minutes, but not fully systematic. . Important decisions were taken by detailed discussions and vote by conducting meetings which pointed out the democratic nature of the panchayat. The panchayat gives importance to capacity building. The above-mentioned panchayat gives attention to sending their representatives and functionaries for training programmes. The panchayat has to improve a little bit more in terms of panchayat functioning.

Good functioning of Panchayat relies on careful budget allocation too. Somgaon Khurd Gram panchayat prepares the annual budget, after discussing the plans and gaining suggestions from Gram Sabhas, farmers, youth, NGOs, etc. That means, the participation of all the sectors of the society is ensured in the annual budget planning. It was found that the panchayat has not prepared the Gender Budget for the Financial year 2018-19 and 2019-20.

## **EVALUATION OF THE INCENTIVIZATION OF PANCHAYATS SCHEME OF MOPR**

For the proper functioning of panchayats, the panchayat should give attention to raising the funds or increasing the income of the panchayat. Finding various sources of its own should be more fruitful. It is found that Somgaon Somgaon Khurd Gram Panchayat does not generate any income from voluntary contributions in the form of labor or cash. The main source of income is tax, like any other panchayats.

The panchayat has succeeded in achieving aims of the different schemes implemented by the panchayat, and have utilized the funds for the same effectively. Utilization of funds for various schemes intended for development of SC/ST is found to be least utilized. The panchayat has given much attention to the life-style upliftment of the common people by providing safe drinking water, streetlight, drainage facility, giving education on the social issues currently happening around, etc. for improving the life of marginalized groups. The birth-death cases are found to be registered up-to-date. The panchayat is also focussing on undertaking activities with the cooperation of community based groups. The panchayat has not taken any initiative for the upliftment of the women. They have marked no innovative programme or plan framed for the upliftment of the inhabitants of that panchayat.

Proper maintenance of the accounts is done by Somgaon Somgaon Khurd Gram panchayat to a moderate extent. The works under RTI Act are found to be done in a good way. BPL list, list of pension beneficiaries, and other like matters are not found to be displayed in the panchayat office or public places, which has to be done so as to make the administration more transparent and trustworthy to the common people. Innovative interventions programmes should be made more to bring better development in the panchayat.

### **STATE OF UTTAR PRADESH**

The data were collected from 8 award winning panchayats and 2 non-award winning panchayats.

#### **1. AKBARPUR GRAM PANCHAYAT**

The total score obtained for each sub-theme and the composite index and the respective rate of impact is present in Table 27.



**EVALUATION OF THE INCENTIVIZATION OF PANCHAYATS SCHEME OF MOPR**

*Table 27 Performance of Akbarpur Gram Panchayat, Uttar Pradesh*

<i>Akbarpur Gram Panchayat,</i>	<b>Panchayat Functioning</b>	<b>Management of Personnel and Capacity Building</b>	<b>Planning and Budget Formation</b>	<b>Income Generation</b>	<b>Performance of Panchayats</b>	<b>Accountability &amp; Transparency</b>	<b>Innovative Development Interventions</b>
TOTAL	16	3	8	8	13	15	2
COMPOSITE INDEX	0.36	0.33	0.33	0.38	0.31	0.45	0.67
RATE OF IMPACT (IN PERCENTAGE)	35.56	33.33	33.33	38.1	30.95	45.45	66.67

As per the table, it is clear that the innovative development intervention has got the highest composite index (0.67), accountability and transparency comes next (0.45). Panchayat functioning, Management of personnel and capacity building, planning and budget formation, income generation and performance of panchayats has got 0.36, 0.33, 0.33, 0.38 and 0.31 respectively as the composite index. Figure 1 exhibits the composite index of the evaluated sub units of Akbarpur gram panchayat.

## EVALUATION OF THE INCENTIVIZATION OF PANCHAYATS SCHEME OF MOPR

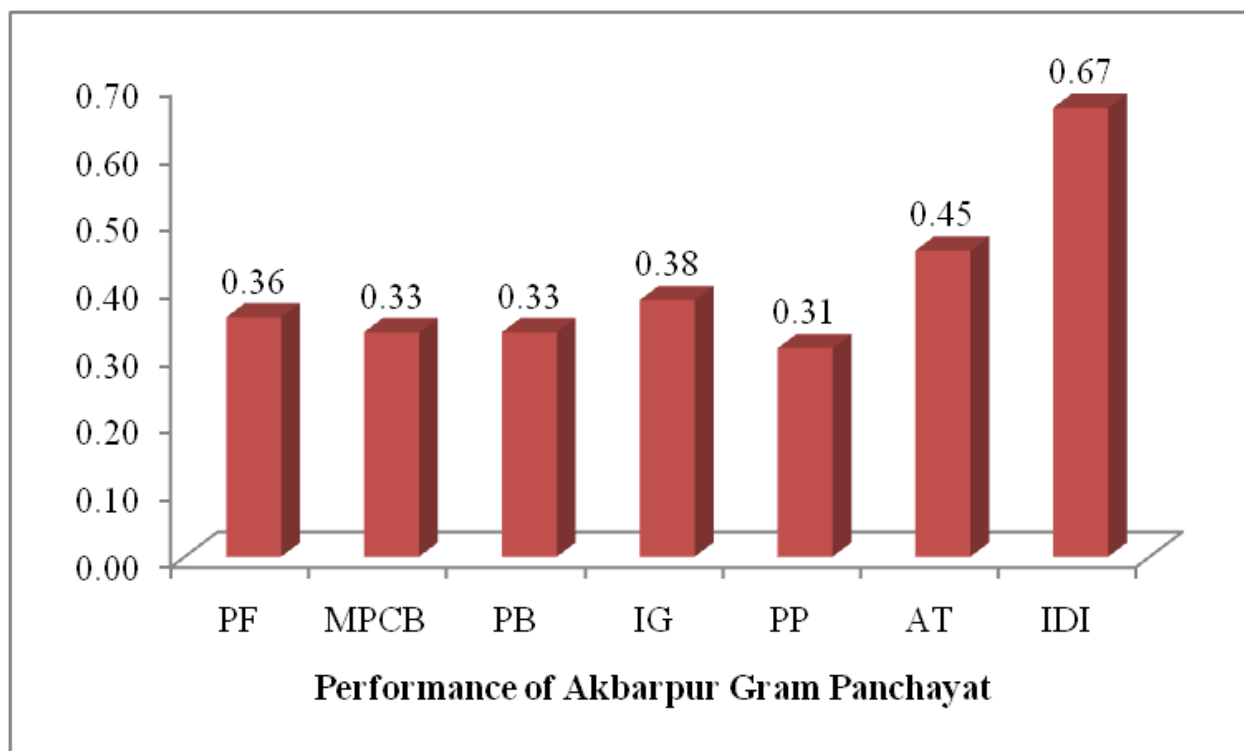


Figure 19. Composite index of the performance of the Akbarpur Gram Panchayat, Uttar Pradesh

The obtained responses from the panchayat officials shows that the meetings are conducted in a systematic way, with giving prominence to circulating agenda in advance, and recording minutes. Important decisions were taken by detailed discussions and vote by conducting meetings which pointed out the democratic nature of the panchayat. The panchayat gives importance to capacity building. The above-mentioned panchayats give attention to sending their representatives and functionaries for training programmes.

Good functioning of Panchayat relies on careful budget allocation too. Akbarpur panchayat prepares the annual budget, after discussing the plans and gaining suggestions from Gram Sabhas, farmers, youth, NGOs, etc. That means, the participation of all the sectors of the society is ensured in the annual budget planning. It was found that the panchayat has not prepared the Gender Budget for the Financial year 2018-19 and 2019-20.

## **EVALUATION OF THE INCENTIVIZATION OF PANCHAYATS SCHEME OF MOPR**

To make the budget allocation a success, the panchayat has to generate income through many sources. Akbarpur panchayat is found to be generating income from its own innovative sources apart from tax and voluntary contributions.

The panchayat has almost succeeded in achieving aims of the different schemes implemented by the panchayat, and have utilized the funds for the same effectively. Utilization of fund for various schemes intended for development of SC/ST is found to be least utilized. The panchayat has given much attention to the life-style upliftment of the common people by providing safe drinking water, streetlight, drainage facility, special initiatives, giving education on the social issues currently happening around, etc. for improving the life of marginalized groups. The birth-death cases are found to be registered up-to-date. The panchayat is also focussing on undertaking activities with the cooperation of community based groups.

The panchayat is giving attention for the maintenance of accounts in a proper order as prescribed by the government. The transparency of the panchayat is yet to be improved. The allocation of the funds, expenditure, BPL list, list of pension beneficiaries, and other like matters are to be displayed in the panchayat office and public places so as to make the administration more transparent and trustworthy to the common people.

### **2. MANDAIYAN UDAIRAJ GRAM PANCHAYAT**

The total score obtained for each sub-theme and the composite index and the respective rate of impact is present in Table 28.

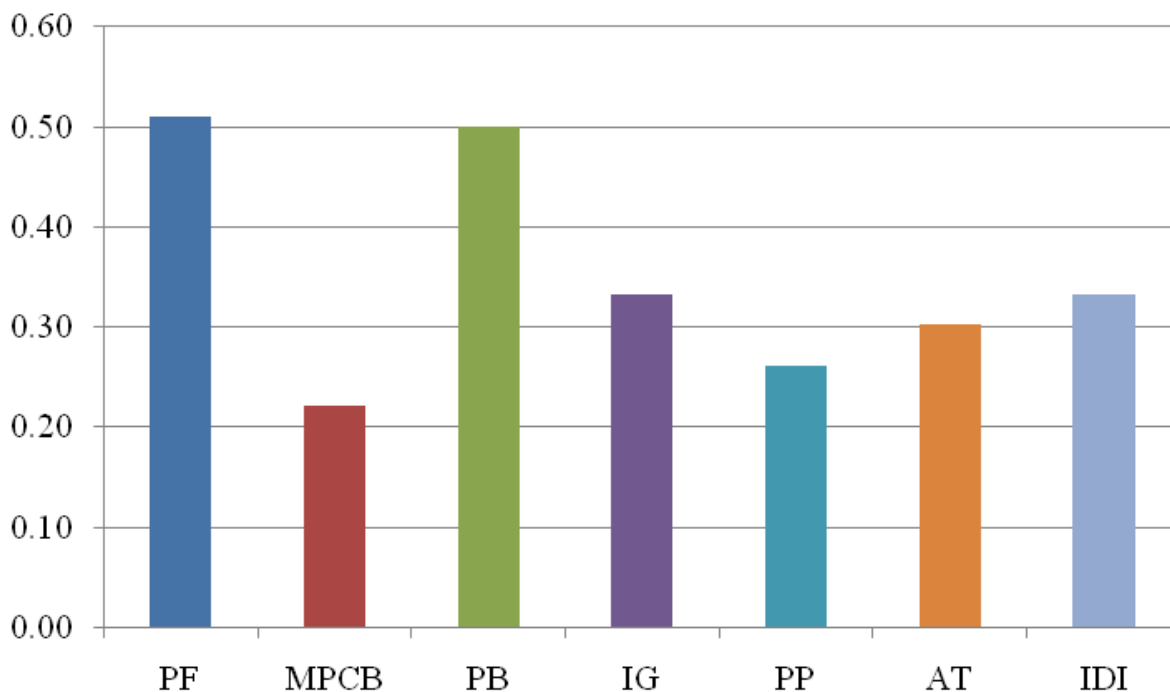
**EVALUATION OF THE INCENTIVIZATION OF PANCHAYATS SCHEME OF MOPR**

**Table 28** *Performance of Mandaiyan Udairaj Gram Panchayat, Uttar Pradesh*

<i>Mandaiyan Udairaj Gram Panchayat</i>	<b>Panchayat Functioning</b>	<b>Management of Personnel and Capacity Building</b>	<b>Planning and Budget Formation</b>	<b>Income Generation</b>	<b>Performance of Panchayats</b>	<b>Accountability &amp; Transparency</b>	<b>Innovative Development Interventions</b>
TOTAL	23	2	12	7	11	10	1
COMPOSITE INDEX	0.51	0.22	0.5	0.33	0.26	0.30	0.33
RATE OF IMPACT (IN PERCENTAGE)	51.11	22.22	50	0.33	26.19	0.30	0.33

Table 29 summarizes the composite index and rate of impact of award winning panchayat, Mandaiyan Udairaj Gram Panchayat. Panchayat Functioning, Management of personnel and capacity building, planning and budget formation, income generation, performance of panchayats. Accountability and transparency, and Innovative Development intervention has got 0.51, 0.22, 0.50, 0.33, 0.26, 0.30 and 0.33 respectively as the composite index. Figure 20 shows a graphical representation of the composite index of the evaluated sub units of Mandaiyan Udairaj Gram panchayat.

## EVALUATION OF THE INCENTIVIZATION OF PANCHAYATS SCHEME OF MOPR



*Figure 20.* Composite index of the performance of the Mandaiyan Udairaj Gram Panchayat, Uttar Pradesh

The obtained responses from the panchayat officials shows that the meetings are conducted in a systematic way, with giving prominence to circulating agenda in advance, and recording minutes, but not fully systematic. . Important decisions were taken by detailed discussions and vote by conducting meetings which pointed out the democratic nature of the panchayat. The panchayat gives importance to capacity building. The above-mentioned panchayat gives attention to sending their representatives and functionaries for training programmes. The panchayat has to improve a little bit more in terms of panchayat functioning.

Good functioning of Panchayat relies on careful budget allocation too. Mandaiyan Udairaj Gram panchayat prepares the annual budget, after discussing the plans and gaining suggestions from Gram Sabhas, farmers, youth, NGOs, etc. That means, the participation of all the sectors of the society is ensured in the annual budget planning. It was found that the panchayat has not prepared the Gender Budget for the Financial year 2018-19 and 2019-20.

## **EVALUATION OF THE INCENTIVIZATION OF PANCHAYATS SCHEME OF MOPR**

For the proper functioning of panchayats, the panchayat should give attention to raising the funds or increasing the income of the panchayat. Finding various sources of its own should be more fruitful. It is found that Mandaiyan Udairaj Gram Panchayat does not generate any income from voluntary contributions in the form of labor or cash. The main source of income is tax, like any other panchayats.

The panchayat has succeeded in achieving aims of the different schemes implemented by the panchayat, and have utilized the funds for the same effectively. Utilization of funds for various schemes intended for development of SC/ST is found to be least utilized. The panchayat has given much attention to the life-style upliftment of the common people by providing safe drinking water, streetlight, drainage facility, giving education on the social issues currently happening around, etc. for improving the life of marginalized groups. The birth-death cases are found to be registered up-to-date. The panchayat is also focussing on undertaking activities with the cooperation of community based groups. The panchayat has not taken any initiative for the upliftment of the women. They have marked no innovative programme or plan framed for the upliftment of the inhabitants of that panchayat.

Proper maintenance of the accounts is done by Mandaiyan Udairaj Gram panchayat to a moderate extent. The works under RTI Act are found to be done in a good way. BPL list, list of pension beneficiaries, and other like matters are not found to be displayed in the panchayat office or public places, which has to be done so as to make the administration more transparent and trustworthy to the common people. Innovative interventions programmes should be made more to bring better development in the panchayat.

### **3. RAMGOPALPUR GRAM PANCHAYAT**

The total score obtained for each sub-theme and the composite index and the respective rate of impact is present in Table 29.

EVALUATION OF THE INCENTIVIZATION OF PANCHAYATS SCHEME OF MOPR

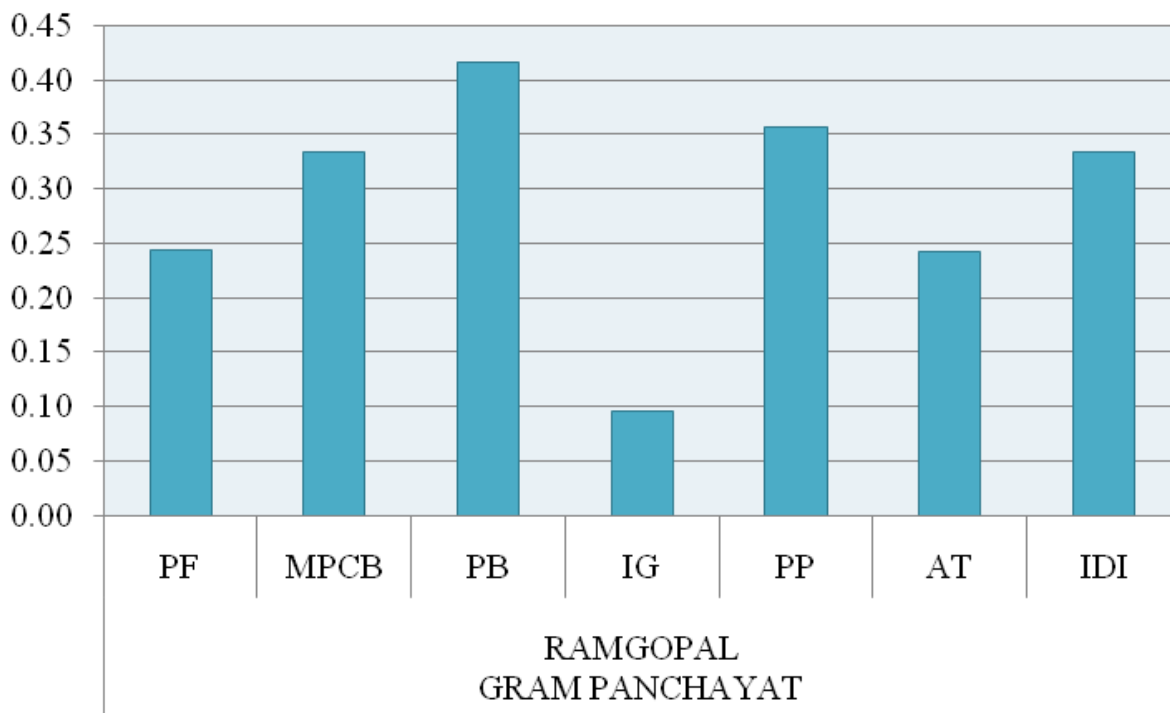
**Table 29**

*Performance of Ramgopalpur Gram Panchayat, Uttar Pradesh*

<i>Ramgopalpur Gram Panchayat</i>	<b>Panchayat Functioning</b>	<b>Management of Personnel and Capacity Building</b>	<b>Planning and Budget Formation</b>	<b>Income Generation</b>	<b>Performance of Panchayats</b>	<b>Accountability &amp; Transparency</b>	<b>Innovative Development Interventions</b>
TOTAL	11	3	10	2	15	8	1
COMPOSITE INDEX	0.24	0.33	0.42	0.10	0.36	0.24	0.33
RATE OF IMPACT (IN PERCENTAGE)	24.44	33.33	41.67	9.52	35.71	24.24	33.33

Table 29 summarizes the composite index and rate of impact of award winning panchayat, Ramgopalpur Gram Panchayat. Panchayat Functioning, Management of personnel and capacity building, planning and budget formation, income generation, performance of panchayats. Accountability and transparency, and Innovative Development intervention has got 0.24, 0.33, 0.24, 0.10, 0.36, 0.24 and 0.33 respectively as the composite index. Figure 21 shows a graphical representation of the composite index of the evaluated sub units of Ramgopalpur Gram panchayat.

## EVALUATION OF THE INCENTIVIZATION OF PANCHAYATS SCHEME OF MOPR



*Figure 21.* Composite index of the performance of the Ramgopalpur Gram Panchayat, Uttar Pradesh

The obtained responses from the panchayat officials shows that the meetings are conducted in a systematic way, with giving prominence to circulating agenda in advance, and recording minutes, but not fully systematic. . Important decisions were taken by detailed discussions and vote by conducting meetings which pointed out the democratic nature of the panchayat. The panchayat gives importance to capacity building. The above-mentioned panchayat gives attention to sending their representatives and functionaries for training programmes. The panchayat has to improve a little bit more in terms of panchayat functioning.

Good functioning of Panchayat relies on careful budget allocation too. Ramgopalpur Gram panchayat prepares the annual budget, after discussing the plans and gaining suggestions from Gram Sabhas, farmers, youth, NGOs, etc. That means, the participation of all the sectors of the society is ensured in the annual budget planning. It was found that the panchayat has not prepared the Gender Budget for the Financial year 2018-19 and 2019-20.



## **EVALUATION OF THE INCENTIVIZATION OF PANCHAYATS SCHEME OF MOPR**

For the proper functioning of panchayats, the panchayat should give attention to raising the funds or increasing the income of the panchayat. Finding various sources of its own should be more fruitful. It is found that Ramgopalpur Gram Panchayat does not generate any income from voluntary contributions in the form of labor or cash. The main source of income is tax, like any other panchayats.

The panchayat has succeeded in achieving aims of the different schemes implemented by the panchayat, and have utilized the funds for the same effectively. Utilization of funds for various schemes intended for development of SC/ST is found to be least utilized. The panchayat has given much attention to the life-style upliftment of the common people by providing safe drinking water, streetlight, drainage facility, giving education on the social issues currently happening around, etc. for improving the life of marginalized groups. The birth-death cases are found to be registered up-to-date. The panchayat is also focussing on undertaking activities with the cooperation of community based groups. The panchayat has not taken any initiative for the upliftment of the women. They have marked no innovative programme or plan framed for the upliftment of the inhabitants of that panchayat.

Proper maintenance of the accounts is done by Ramgopalpur Gram panchayat to a moderate extent. The works under RTI Act are found to be done in a good way. BPL list, list of pension beneficiaries, and other like matters are not found to be displayed in the panchayat office or public places, which has to be done so as to make the administration more transparent and trustworthy to the common people. Innovative interventions programmes should be made more to bring better development in the panchayat.

### **4. MEETLI GRAM PANCHAYAT**

The total score obtained for each sub-theme and the composite index and the respective rate of impact is present in Table 30.

EVALUATION OF THE INCENTIVIZATION OF PANCHAYATS SCHEME OF MOPR

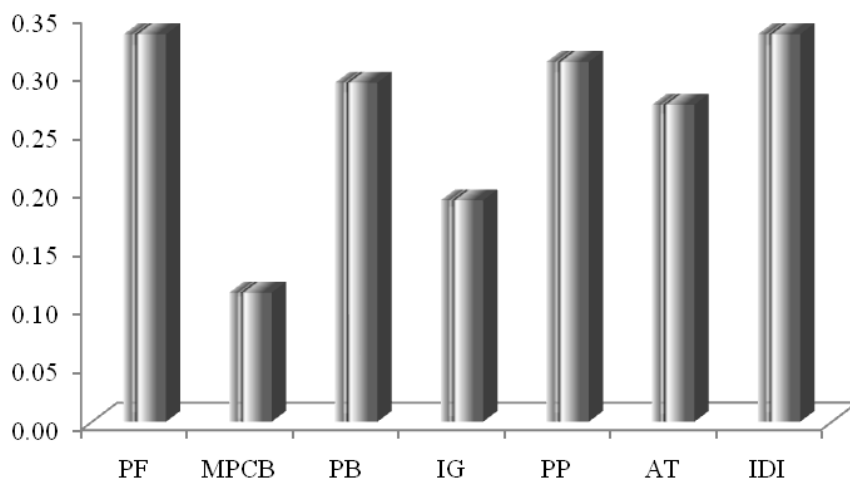
**Table 30**

*Performance of Meetli Gram Panchayat, Uttar Pradesh*

<i>Meetli Gram Panchayat</i>	<b>Panchayat Functioning</b>	<b>Management of Personnel and Capacity Building</b>	<b>Planning and Budget Formation</b>	<b>Income Generation</b>	<b>Performance of Panchayats</b>	<b>Accountability &amp; Transparency</b>	<b>Innovative Development Interventions</b>
TOTAL	15	1	7	4	13	9	1
COMPOSITE INDEX	0.33	0.11	0.29	0.19	0.31	0.27	0.33
RATE OF IMPACT (IN PERCENTAGE)	33.33	11.11	29.17	19.05	30.95	27.27	33.33

Table 30 summarizes the composite index and rate of impact of award winning panchayat, Meetli Gram Panchayat. Panchayat Functioning, Management of personnel and capacity building, planning and budget formation, income generation, performance of panchayats. Accountability and transparency, and Innovative Development intervention has got 0.33, 0.11, 0.29, 0.19, 0.31, 0.27 and 0.33 respectively as the composite index. Figure 22 shows a graphical representation of the composite index of the evaluated sub units of Meetli Gram panchayat.

## EVALUATION OF THE INCENTIVIZATION OF PANCHAYATS SCHEME OF MOPR



*Figure 22.* Composite index of the performance of the Meetli Gram Panchayat, Uttar Pradesh

The obtained responses from the panchayat officials shows that the meetings are conducted in a systematic way, with giving prominence to circulating agenda in advance, and recording minutes, but not fully systematic. . Important decisions were taken by detailed discussions and vote by conducting meetings which pointed out the democratic nature of the panchayat. The panchayat gives importance to capacity building. The above-mentioned panchayat gives attention to sending their representatives and functionaries for training programmes. The panchayat has to improve a little bit more in terms of panchayat functioning.

Good functioning of Panchayat relies on careful budget allocation too. Meetli Gram panchayat prepares the annual budget, after discussing the plans and gaining suggestions from Gram Sabhas, farmers, youth, NGOs, etc. That means, the participation of all the sectors of the society is ensured in the annual budget planning. It was found that the panchayat has not prepared the Gender Budget for the Financial year 2018-19 and 2019-20.

For the proper functioning of panchayats, the panchayat should give attention to raising the funds or increasing the income of the panchayat. Finding various sources of its own should be more fruitful. It is found that Meetli Gram Panchayat does not generate any income from voluntary contributions in the form of labor or cash. The main source of income is tax, like any other panchayats.

## EVALUATION OF THE INCENTIVIZATION OF PANCHAYATS SCHEME OF MOPR

The panchayat has succeeded in achieving aims of the different schemes implemented by the panchayat, and have utilized the funds for the same effectively. Utilization of funds for various schemes intended for development of SC/ST is found to be least utilized. The panchayat has given much attention to the life-style upliftment of the common people by providing safe drinking water, streetlight, drainage facility, giving education on the social issues currently happening around, etc. for improving the life of marginalized groups. The birth-death cases are found to be registered up-to-date. The panchayat is also focussing on undertaking activities with the cooperation of community based groups. The panchayat has not taken any initiative for the upliftment of the women. They have marked no innovative programme or plan framed for the upliftment of the inhabitants of that panchayat.

Proper maintenance of the accounts is done by Meetli Gram panchayat to a moderate extent. The works under RTI Act are found to be done in a good way. BPL list, list of pension beneficiaries, and other like matters are not found to be displayed in the panchayat office or public places, which has to be done so as to make the administration more transparent and trustworthy to the common people. Innovative interventions programmes should be made more to bring better development in the panchayat.

### 5. AMKHEDA GRAM PANCHAYAT

The total score obtained for each sub-theme and the composite index and the respective rate of impact is present in Table 31.

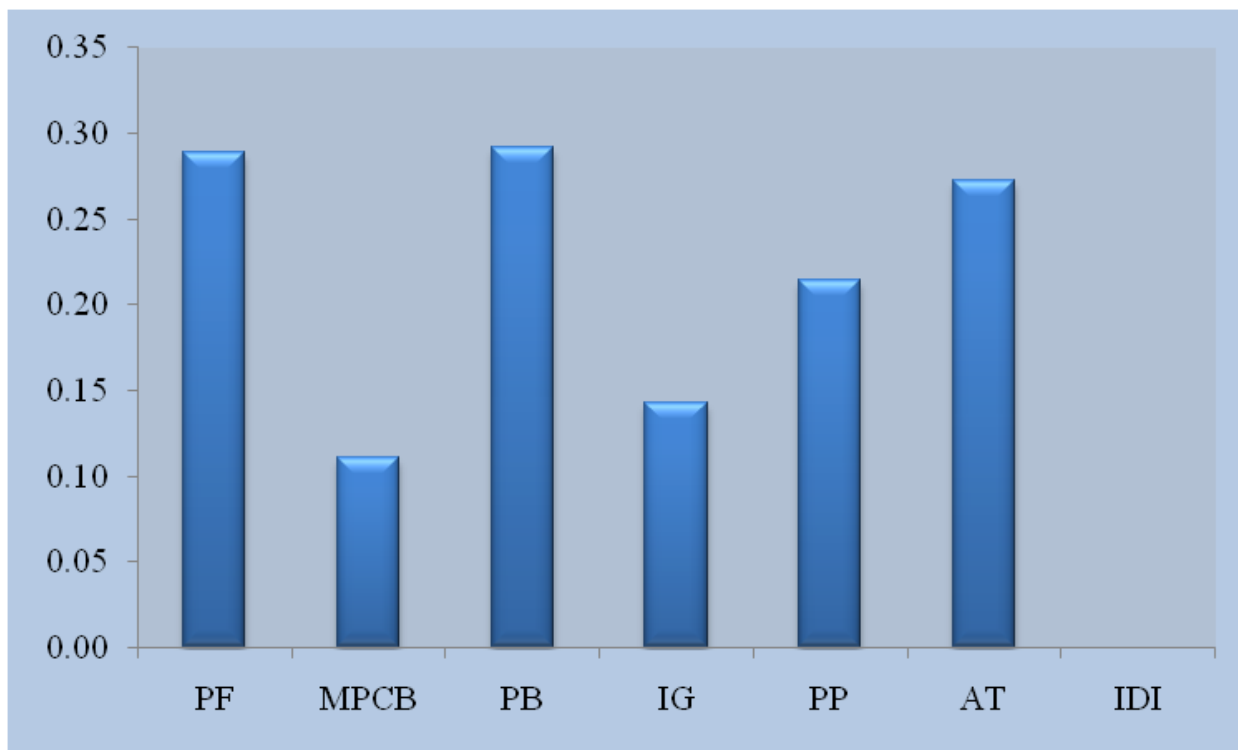
**Table 31** Performance of Amkheda Gram Panchayat, Uttar pradesh

<i>Amkheda Gram Panchayat</i>	<b>Panchayat Functioning</b>	<b>Management of Personnel and Capacity Building</b>	<b>Planning and Budget Formation</b>	<b>Income Generation</b>	<b>Performance of Panchayats</b>	<b>Accountability &amp; Transparency</b>	<b>Innovative Development Interventions</b>
TOTAL	13	1	7	3	9	9	2
COMPOSI	0.29	0.11	0.29	0.14	0.21	0.27	0.67

**EVALUATION OF THE INCENTIVIZATION OF PANCHAYATS SCHEME OF MOPR**

TE INDEX							
RATE OF IMPACT (IN PERCENT AGE)	28.89	11.11	29.17	14.29	21.43	27.27	66.67

Table 31 summarizes the composite index and rate of impact of award winning panchayat, Amkheda Gram Panchayat. Panchayat Functioning, Management of personnel and capacity building, planning and budget formation, income generation, performance of panchayats. Accountability and transparency, and Innovative Development intervention has got 0.29, 0.11, 0.29, 0.14, 0.21, 0.27 and 0.67 respectively as the composite index. Figure 23 shows a graphical representation of the composite index of the evaluated sub units of Amkheda Gram panchayat.



*Figure 23.* Composite index of the performance of the Amkheda Gram Panchayat, Uttar Pradesh

The obtained responses from the panchayat officials shows that the meetings are conducted in a systematic way, with giving prominence to circulating agenda in advance, and recording

## **EVALUATION OF THE INCENTIVIZATION OF PANCHAYATS SCHEME OF MOPR**

minutes, but not fully systematic. . Important decisions were taken by detailed discussions and vote by conducting meetings which pointed out the democratic nature of the panchayat. The panchayat gives importance to capacity building. The above-mentioned panchayat gives attention to sending their representatives and functionaries for training programmes. The panchayat has to improve a little bit more in terms of panchayat functioning.

Good functioning of Panchayat relies on careful budget allocation too. Amkheda Gram panchayat prepares the annual budget, after discussing the plans and gaining suggestions from Gram Sabhas, farmers, youth, NGOs, etc. That means, the participation of all the sectors of the society is ensured in the annual budget planning. It was found that the panchayat has not prepared the Gender Budget for the financial year 2018-19 and 2019-20.

For the proper functioning of panchayats, the panchayat should give attention to raising the funds or increasing the income of the panchayat. Finding various sources of its own should be more fruitful. It is found that Amkheda Gram Panchayat does not generate any income from voluntary contributions in the form of labor or cash. The main source of income is tax, like any other panchayats.

The panchayat has succeeded in achieving aims of the different schemes implemented by the panchayat, and have utilized the funds for the same effectively. Utilization of funds for various schemes intended for development of SC/ST is found to be least utilized. The panchayat has given much attention to the life-style upliftment of the common people by providing safe drinking water, streetlight, drainage facility, giving education on the social issues currently happening around, etc. for improving the life of marginalized groups. The birth-death cases are found to be registered up-to-date. The panchayat is also focussing on undertaking activities with the cooperation of community based groups. The panchayat has not taken any initiative for the upliftment of the women. They have marked no innovative programme or plan framed for the upliftment of the inhabitants of that panchayat.

Proper maintenance of the accounts is done by Amkheda Gram panchayat to a moderate extent. The works under RTI Act are found to be done in a good way. BPL list, list of pension beneficiaries, and other like matters are not found to be displayed in the panchayat office or public places, which has to be done so as to make the administration more transparent and

## EVALUATION OF THE INCENTIVIZATION OF PANCHAYATS SCHEME OF MOPR

trustworthy to the common people. Innovative interventions programmes should be made more to bring better development in the panchayat.

### NON-AWARD WINNING PANCHAYATS

#### 1. RAJPUR GRAM PANCHAYAT

The total score obtained for each sub-theme and the composite index and the respective rate of impact is present in Table 32.

**Table 32** Performance of Rajpur Gram Panchayat, Uttar pradesh

<i>Rajpur Gram Panchayat</i>	<b>Panchayat Functioning</b>	<b>Management of Personnel and Capacity Building</b>	<b>Planning and Budget Formation</b>	<b>Income Generation</b>	<b>Performance of Panchayats</b>	<b>Accountability &amp; Transparency</b>	<b>Innovative Development Interventions</b>
TOTAL	15	2	8	0	11	8	0
COMPOSITE INDEX	0.33	0.22	0.33	0.00	0.26	0.24	0.00
RATE OF IMPACT (IN PERCENT AGE)	33.33	22.22	33.33	0.00	26.19	24.24	0.00

Table 32 summarizes the composite index and rate of impact of award winning panchayat, the Rajpur Gram Panchayat. Panchayat Functioning, Management of personnel and capacity building, planning and budget formation, income generation, performance of panchayats. Accountability and transparency, and Innovative Development intervention has got 0.33, 0.22, 0.33, 0.00, 0.26, 0.24 and 0.00 respectively as the composite index. Figure 1 shows a graphical representation of the composite index of the evaluated sub units of Khunti district panchayat.

## EVALUATION OF THE INCENTIVIZATION OF PANCHAYATS SCHEME OF MOPR

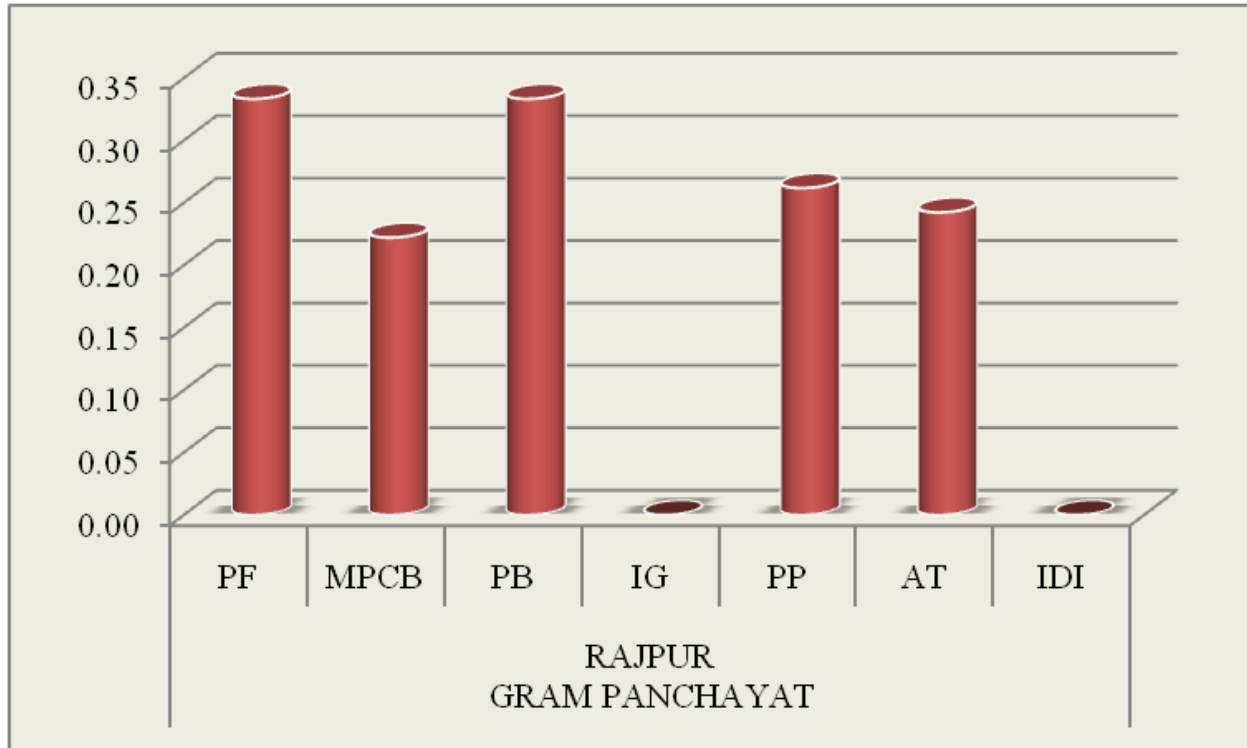


Figure 24. Composite index of the performance of the Rajpur Gram Panchayat, Uttar Pradesh

The obtained responses from the panchayat officials shows that the meetings are conducted in a systematic way, with giving prominence to circulating agenda in advance, and recording minutes, but not fully systematic. . Important decisions were taken by detailed discussions and vote by conducting meetings which pointed out the democratic nature of the panchayat. The panchayat gives importance to capacity building. The above-mentioned panchayat gives attention to sending their representatives and functionaries for training programmes. The panchayat has to improve a little bit more in terms of panchayat functioning.

Good functioning of Panchayat relies on careful budget allocation too. Khunti panchayat prepares the annual budget, after discussing the plans and gaining suggestions from Gram Sabhas, farmers, youth, NGOs, etc. That means, the participation of all the sectors of the society is ensured in the annual budget planning. It was found that the panchayat has not prepared the Gender Budget for the Financial year 2018-19 and 2019-20.

Panchayat has to pay attention for generating its own income through utilizing the man and material in the administrative area.



## **EVALUATION OF THE INCENTIVIZATION OF PANCHAYATS SCHEME OF MOPR**

The panchayat has succeeded in achieving aims of the different schemes implemented by the panchayat, and have utilized the funds for the same effectively. Utilization of funds for various schemes intended for development of SC/ST is found to be least utilized. The panchayat has given much attention to the life-style upliftment of the common people by providing safe drinking water, streetlight, drainage facility, giving education on the social issues currently happening around, etc. for improving the life of marginalized groups. The birth-death cases are found to be registered up-to-date. The panchayat is also focussing on undertaking activities with the cooperation of community based groups. The panchayat has not taken any initiative for the upliftment of the women. They have marked no innovative programme or plan framed for the upliftment of the inhabitants of that panchayat.

Proper maintenance of the accounts is done by Khunti panchayat to a moderate extent. The works under RTI Act are found to be done in a good way. BPL list, list of pension beneficiaries, and other like matters are not found to be displayed in the panchayat office or public places, which has to be done so as to make the administration more transparent and trustworthy to the common people. Innovative interventions programmes should be made more to bring better development in the panchayat.

### **2. BELKAP GRAM PANCHAYAT**

The total score obtained for each sub-theme and the composite index and the respective rate of impact is present in Table 33.

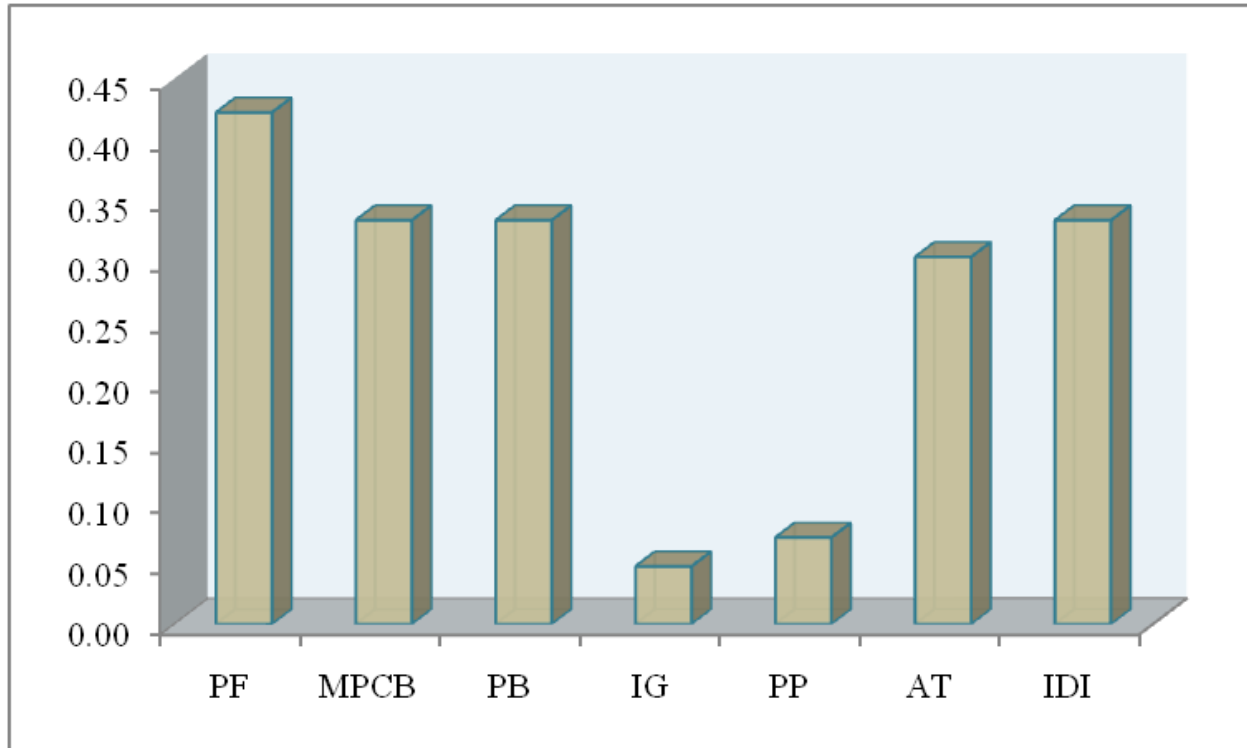
**EVALUATION OF THE INCENTIVIZATION OF PANCHAYATS SCHEME OF MOPR**

**Table 33** *Performance of Belkap Gram Panchayat, Uttar pradesh*

<i>Belkap Gram Panchayat</i>	<b>Panchayat Functioning</b>	<b>Management of Personnel and Capacity Building</b>	<b>Planning and Budget Formation</b>	<b>Income Generation</b>	<b>Performance of Panchayats</b>	<b>Accountability &amp; Transparency</b>	<b>Innovative Development Interventions</b>
TOTAL	19	3	8	1	3	10	1
COMPOSITE INDEX	0.42	0.33	0.33	0.05	0.07	0.30	0.33
RATE OF IMPACT (IN PERCENTAGE)	42.22	33.33	33.33	4.76	7.14	30.30	33.33

Table 33 summarizes the composite index and rate of impact of award winning panchayat, Belkap Gram Panchayat. Panchayat Functioning, Management of personnel and capacity building, planning and budget formation, income generation, performance of panchayats. Accountability and transparency, and Innovative Development intervention has got 0.42, 0.33, 0.33, 0.05, 0.07, 0.30 and 0.33 respectively as the composite index. Figure 25 shows a graphical representation of the composite index of the evaluated sub units of Belkap Gram panchayat.

## EVALUATION OF THE INCENTIVIZATION OF PANCHAYATS SCHEME OF MOPR



*Figure 25.* Composite index of the performance of the Belkap Gram Panchayat, Uttar Pradesh

The obtained responses from the panchayat officials shows that the meetings are conducted in a systematic way, with giving prominence to circulating agenda in advance, and recording minutes, but not fully systematic. . Important decisions were taken by detailed discussions and vote by conducting meetings which pointed out the democratic nature of the panchayat. The panchayat gives importance to capacity building. The above-mentioned panchayat gives attention to sending their representatives and functionaries for training programmes. The panchayat has to improve a little bit more in terms of panchayat functioning.

Good functioning of Panchayat relies on careful budget allocation too. Belkap Gram panchayat prepares the annual budget, after discussing the plans and gaining suggestions from Gram Sabhas, farmers, youth, NGOs, etc. That means, the participation of all the sectors of the society is ensured in the annual budget planning. It was found that the panchayat has not prepared the Gender Budget for the Financial year 2018-19 and 2019-20.

For the proper functioning of panchayats, the panchayat should give attention to raising the funds or increasing the income of the panchayat. Finding various sources of its own should be more

## **EVALUATION OF THE INCENTIVIZATION OF PANCHAYATS SCHEME OF MOPR**

fruitful. It is found that Belkap Gram Panchayat does not generate any income from voluntary contributions in the form of labor or cash. The main source of income is tax, like any other panchayats.

The panchayat has succeeded in achieving aims of the different schemes implemented by the panchayat, and have utilized the funds for the same effectively. Utilization of funds for various schemes intended for development of SC/ST is found to be least utilized. The panchayat has given much attention to the life-style upliftment of the common people by providing safe drinking water, streetlight, drainage facility, giving education on the social issues currently happening around, etc. for improving the life of marginalized groups. The birth-death cases are found to be registered up-to-date. The panchayat is also focussing on undertaking activities with the cooperation of community based groups. The panchayat has not taken any initiative for the upliftment of the women. They have marked no innovative programme or plan framed for the upliftment of the inhabitants of that panchayat.

Proper maintenance of the accounts is done by Belkap Gram panchayat to a moderate extent. The works under RTI Act are found to be done in a good way. BPL list, list of pension beneficiaries, and other like matters are not found to be displayed in the panchayat office or public places, which has to be done so as to make the administration more transparent and trustworthy to the common people. Innovative interventions programmes should be made more to bring better development in the panchayat.

### **STATE OF TELENGANA**

The data were collected from 18 award winning panchayats and 1 non-award winning panchayats.

#### **1. NIZAMABAD DISTRICT PANCHAYAT**

The total score obtained for each sub-theme and the composite index and the respective rate of impact is present in Table 34.

EVALUATION OF THE INCENTIVIZATION OF PANCHAYATS SCHEME OF MOPR

**Table 34 Performance of Nizamabad District Panchayat, Telangana**

<i>Nizamabad District Panchayat</i>	<b>Panchayat Functioning</b>	<b>Management of Personnel and Capacity Building</b>	<b>Planning and Budget Formation</b>	<b>Income Generation</b>	<b>Performance of Panchayats</b>	<b>Accountability &amp; Transparency</b>	<b>Innovative Development Interventions</b>
TOTAL	17	3	6	4	14	10	2
COMPOSITE INDEX	0.38	0.33	0.25	0.19	0.33	0.3	0.67
RATE OF IMPACT (IN PERCENT AGE)	37.78	33.33	25	19.05	33.33	30.3	66.67

As per the table, it is clear that the innovative development intervention has got the highest composite index (0.67). Panchayat functioning, Management of personnel and capacity building, planning and budget formation, income generation and performance of panchayats and accountability and transparency has got 0.38, 0.33, 0.25, 0.19, 0.33 and 0.30 respectively as the composite index. Figure 26 exhibits the composite index of the evaluated sub units of Akbarpur gram panchayat.

## EVALUATION OF THE INCENTIVIZATION OF PANCHAYATS SCHEME OF MOPR

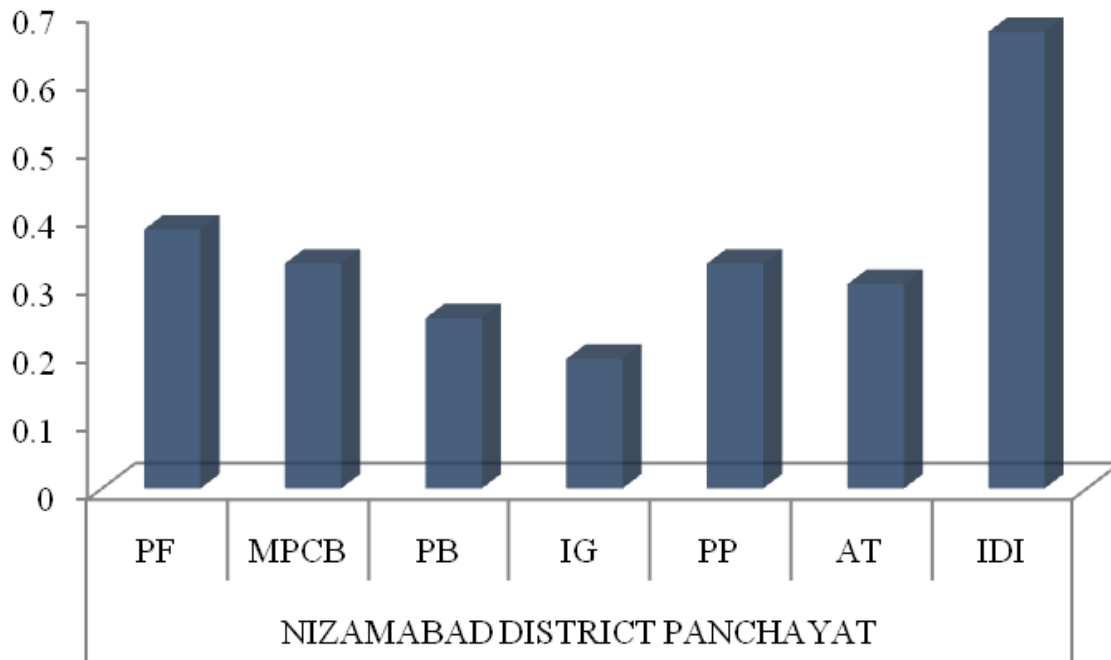


Figure 26. Composite index of the performance of the Nizamabad District Panchayat, Telangana

The obtained responses from the panchayat officials shows that the meetings are conducted in a systematic way, with giving prominence to circulating agenda in advance, and recording minutes. Important decisions were taken by detailed discussions and vote by conducting meetings which pointed out the democratic nature of the panchayat. The panchayat gives importance to capacity building. The above-mentioned panchayats give attention to sending their representatives and functionaries for training programmes.

Good functioning of Panchayat relies on careful budget allocation too. Nizamabad District panchayat prepares the annual budget, after discussing the plans and gaining suggestions from Gram Sabhas, farmers, youth, NGOs, etc. That means, the participation of all the sectors of the society is ensured in the annual budget planning. It was found that the panchayat has not prepared the Gender Budget for the financial year 2018-19 and 2019-20.

To make the budget allocation a success, the panchayat has to generate income through many sources. Nizamabad District panchayat is found to be generating income from its own innovative sources apart from tax and voluntary contributions.

## EVALUATION OF THE INCENTIVIZATION OF PANCHAYATS SCHEME OF MOPR

The panchayat has almost succeeded in achieving aims of the different schemes implemented by the panchayat, and have utilized the funds for the same effectively. Utilization of fund for various schemes intended for development of SC/ST is found to be least utilized. The panchayat has given much attention to the life-style upliftment of the common people by providing safe drinking water, streetlight, drainage facility, special initiatives, giving education on the social issues currently happening around, etc.

The panchayat is giving attention for the maintenance of accounts in a proper order as prescribed by the government. The transparency of the panchayat is yet to be improved.

### MEDAK DISTRICT PANCHAYAT

The total score obtained for each sub-theme and the composite index and the respective rate of impact is present in Table 35.

Table 35 *Performance of Medak District Panchayat, Telengana*

<i>Medak DP</i>	<b>Panchayat Functioning</b>	<b>Management of Personnel and Capacity Building</b>	<b>Planning and Budget Formation</b>	<b>Income Generation</b>	<b>Performance of Panchayats</b>	<b>Accountability &amp; Transparency</b>	<b>Innovative Development Interventions</b>	<b>Total</b>
TOTAL	TOTAL	17	4	7	4	12	10	1
COMPOSITE INDEX	COMPOSITE INDEX	0.38	0.44	0.29	0.19	0.29	0.3	0.33
RATE OF IMPACT (IN PERCENTAGE)	RATE OF IMPACT (IN PERCENTAGE)	37.78	44.44	29.17	19.05	28.57	30.3	33.33

As per the table, it is clear that planning and budget formation has got the highest composite index and panchayat functioning comes next (0.38). Panchayat functioning, Management of

## EVALUATION OF THE INCENTIVIZATION OF PANCHAYATS SCHEME OF MOPR

personnel and capacity building, planning and budget formation, income generation and performance of panchayats has got 0.36, 0.33, 0.33, 0.38 and 0.31 respectively as the composite index. Figure 27 exhibits the composite index of the evaluated sub units of Medak District Panchayat.

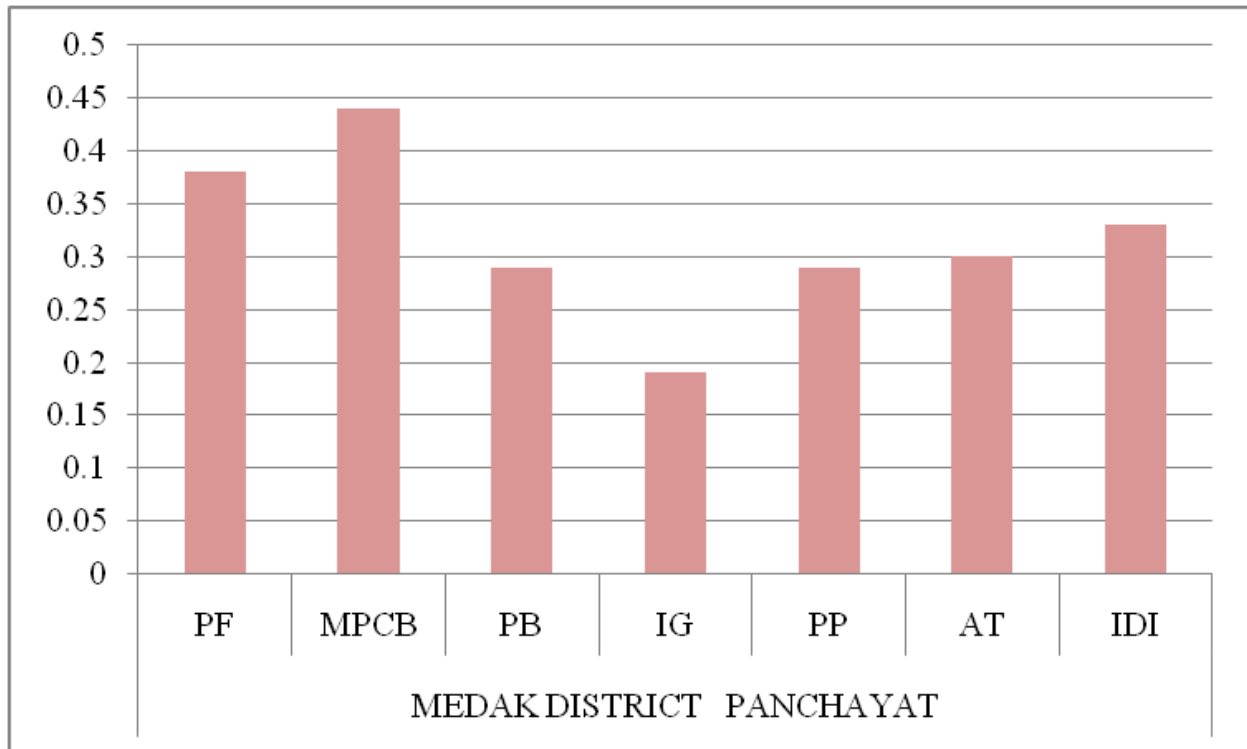


Figure 27. Composite index of the performance of the Medak District Panchayat, Telangana

The obtained responses from the panchayat officials shows that the meetings are conducted in a systematic way, with giving prominence to circulating agenda in advance, and recording minutes. Important decisions were taken by detailed discussions and vote by conducting meetings which pointed out the democratic nature of the panchayat. The panchayat gives importance to capacity building. The above-mentioned panchayats give attention to sending their representatives and functionaries for training programmes.

Good functioning of Panchayat relies on careful budget allocation too Medak District Panchayat prepares the annual budget, after discussing the plans and gaining suggestions from Gram Sabhas, farmers, youth, NGOs, etc. That means, the participation of all the sectors of the society



## **EVALUATION OF THE INCENTIVIZATION OF PANCHAYATS SCHEME OF MOPR**

is ensured in the annual budget planning. It was found that the panchayat has not prepared the Gender Budget for the Financial year 2018-19 and 2019-20.

To make the budget allocation a success, the panchayat has to generate income through many sources. Medak District Panchayat is found to be generating income from its own innovative sources apart from tax and voluntary contributions.

The panchayat has almost succeeded in achieving aims of the different schemes implemented by the panchayat, and have utilized the funds for the same effectively. Utilization of fund for various schemes intended for development of SC/ST is found to be least utilized. The panchayat has given much attention to the life-style upliftment of the common people by providing safe drinking water, streetlight, drainage facility, special initiatives, giving education on the social issues currently happening around, etc. for improving the life of marginalized groups. The birth-death cases are found to be registered up-to-date. The panchayat is also focussing on undertaking activities with the cooperation of community based groups.

The panchayat is giving attention for the maintenance of accounts in a proper order as prescribed by the government. The transparency of the panchayat is yet to be improved. The allocation of the funds, expenditure, BPL list, list of pension beneficiaries, and other like matters are to be displayed in the panchayat office and public places so as to make the administration more transparent and trustworthy to the common people.

### **2. DHARMARAM SUKHA GRAM PANCHAYAT**

The total score obtained for each sub-theme and the composite index and the respective rate of impact is present in Table 36.

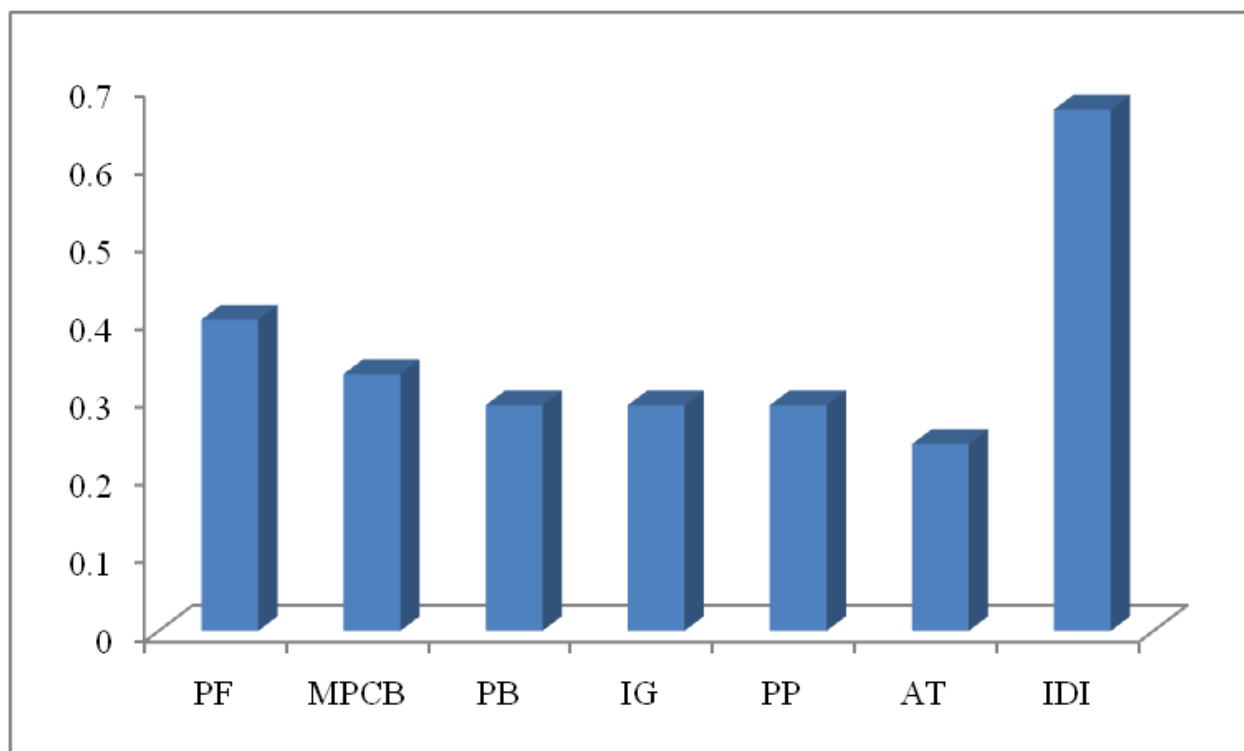
**EVALUATION OF THE INCENTIVIZATION OF PANCHAYATS SCHEME OF MOPR**

Table 36 Performance of Dharmaram Sukha Gram Panchayat, Telangana

<i>Sukha Gram Panchayat</i>	<b>Panchayat Functioning</b>	<b>Management of Personnel and Capacity Building</b>	<b>Planning and Budget Formation</b>	<b>Income Generation</b>	<b>Performance of Panchayats</b>	<b>Accountability &amp; Transparency</b>	<b>Innovative Development Interventions</b>
TOTAL	18	3	7	6	12	8	2
COMPOSITE INDEX	0.4	0.33	0.29	0.29	0.29	0.24	0.67
RATE OF IMPACT (IN PERCENTAGE)	40	33.33	29.17	28.57	28.57	24.24	66.67

As per the table, it is clear that the innovative development intervention has got the highest composite index (0.67), panchayat functioning comes next (0.40). Management of personnel and capacity building, planning and budget formation, income generation and performance of panchayats has got 0.33, 0.29, 0.29, 0.29 and 0.31 respectively as the composite index. Figure 28 exhibits the composite index of the evaluated sub units of Akbarpur gram panchayat.

## EVALUATION OF THE INCENTIVIZATION OF PANCHAYATS SCHEME OF MOPR



*Figure 28.* Composite index of the performance of the Dharmaram Sukha Gram Panchayat, Uttar Pradesh

The obtained responses from the panchayat officials shows that the meetings are conducted in a systematic way, with giving prominence to circulating agenda in advance, and recording minutes. Important decisions were taken by detailed discussions and vote by conducting meetings which pointed out the democratic nature of the panchayat. The panchayat gives importance to capacity building. The above-mentioned panchayats give attention to sending their representatives and functionaries for training programmes.

Good functioning of Panchayat relies on careful budget allocation too. Dharmaram Sukha Gram Panchayat prepares the annual budget, after discussing the plans and gaining suggestions from Gram Sabhas, farmers, youth, NGOs, etc. That means, the participation of all the sectors of the society is ensured in the annual budget planning. It was found that the panchayat has not prepared the Gender Budget for the Financial year 2018-19 and 2019-20.

## EVALUATION OF THE INCENTIVIZATION OF PANCHAYATS SCHEME OF MOPR

To make the budget allocation a success, the panchayat has to generate income through many sources. Dharmaram Sukha Gram Panchayat is found to be generating income from its own innovative sources apart from tax and voluntary contributions.

The panchayat has almost succeeded in achieving aims of the different schemes implemented by the panchayat, and have utilized the funds for the same effectively. Utilization of fund for various schemes intended for development of SC/ST is found to be least utilized. The panchayat has given much attention to the life-style upliftment of the common people by providing safe drinking water, streetlight, drainage facility, special initiatives, giving education on the social issues currently happening around, etc. for improving the life of marginalized groups. The birth-death cases are found to be registered up-to-date. The panchayat is also focussing on undertaking activities with the cooperation of community based groups.

The panchayat is giving attention for the maintenance of accounts in a proper order as prescribed by the government. The transparency of the panchayat is yet to be improved. The allocation of the funds, expenditure, BPL list, list of pension beneficiaries, and other like matters are to be displayed in the panchayat office and public places so as to make the administration more transparent and trustworthy to the common people.

### 3. SULTANABAD BLOCK PANCHAYAT

The total score obtained for each sub-theme and the composite index and the respective rate of impact is present in Table 37.

Table 37

*Performance of Sulthanabad Block Panchayat, Telangana*

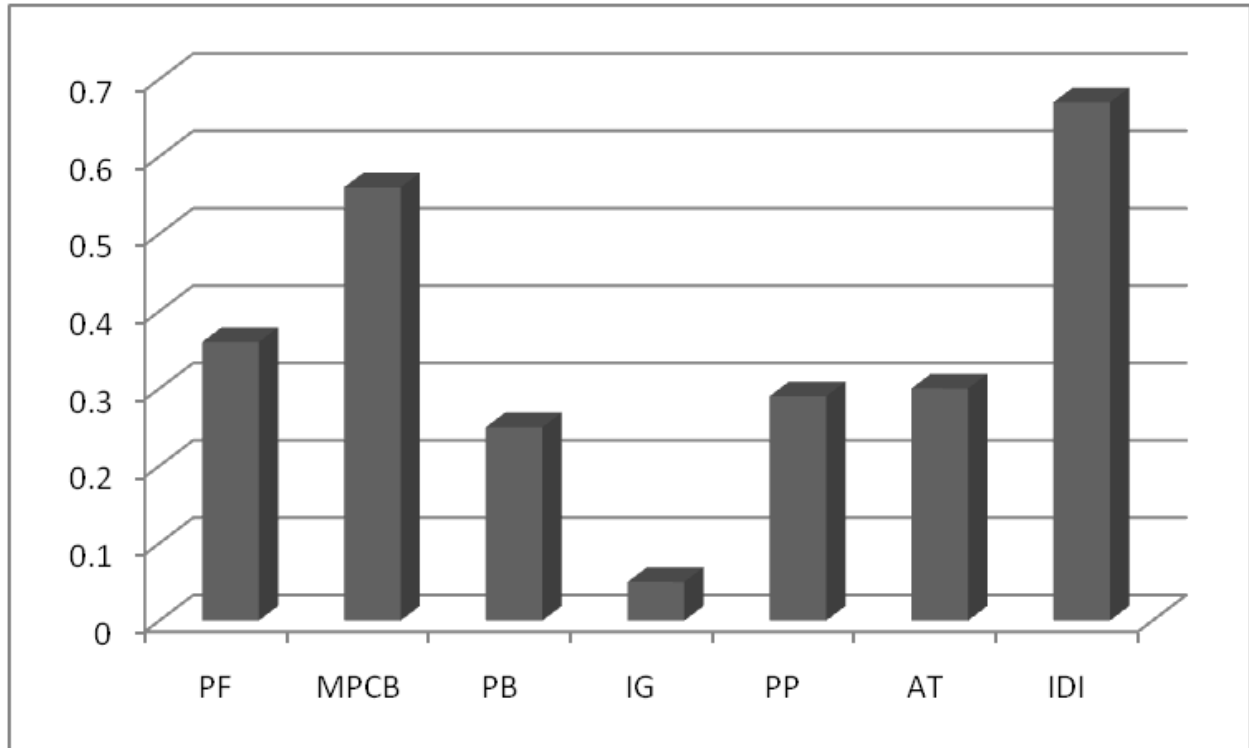
		Managem ent of Personnel and Capacity	Planning and Budget Formation	Income Generation	Performan ce of Panchayats	Accountabi lity & Transpare ncy	Innovativ e Developm ent Interventi
<i>Sulthanab ad Block Panchayat</i>	<b>Panchayat Functionin g</b>						

**EVALUATION OF THE INCENTIVIZATION OF PANCHAYATS SCHEME OF MOPR**

		<b>Building</b>					<b>ons</b>
TOTAL	16	5	6	1	12	10	2
COMPOSITE INDEX	0.36	0.56	0.25	0.05	0.29	0.3	0.67
RATE OF IMPACT (IN PERCENT AGE)	35.56	55.56	25	4.76	28.57	30.3	66.67

As per the table, it is clear that the innovative development intervention has got the highest composite index (0.67). Panchayat functioning, Management of personnel and capacity building, planning and budget formation, income generation, performance of panchayats and accountability and transparency has got 0.36, 0.56, 0.25, 0.05, 0.29 and 0.30 respectively as the composite index. Figure 29 exhibits the composite index of the evaluated sub units of Sulthanabad Gram Panchayat.

## EVALUATION OF THE INCENTIVIZATION OF PANCHAYATS SCHEME OF MOPR



*Figure 29.* Composite index of the performance of the Sulthanabad Gram Panchayat, Telengana

The obtained responses from the panchayat officials shows that the meetings are conducted in a systematic way, with giving prominence to circulating agenda in advance, and recording minutes. Important decisions were taken by detailed discussions and vote by conducting meetings which pointed out the democratic nature of the panchayat. The panchayat gives importance to capacity building. The above-mentioned panchayats give attention to sending their representatives and functionaries for training programmes.

Good functioning of Panchayat relies on careful budget allocation too. Sulthanabad Gram Panchayat prepares the annual budget, after discussing the plans and gaining suggestions from Gram Sabhas, farmers, youth, NGOs, etc. That means, the participation of all the sectors of the society is ensured in the annual budget planning. It was found that the panchayat has not prepared the Gender Budget for the Financial year 2018-19 and 2019-20.

To make the budget allocation a success, the panchayat has to generate income through many sources. Sulthanabad Gram Panchayat is found to be generating income from its own innovative sources apart from tax and voluntary contributions.

## EVALUATION OF THE INCENTIVIZATION OF PANCHAYATS SCHEME OF MOPR

The panchayat has almost succeeded in achieving aims of the different schemes implemented by the panchayat, and have utilized the funds for the same effectively. Utilization of fund for various schemes intended for development of SC/ST is found to be least utilized. The panchayat has given much attention to the life-style upliftment of the common people by providing safe drinking water, streetlight, drainage facility, special initiatives, giving education on the social issues currently happening around, etc. for improving the life of marginalized groups. The birth-death cases are found to be registered up-to-date. The panchayat is also focussing on undertaking activities with the cooperation of community based groups.

The panchayat is giving attention for the maintenance of accounts in a proper order as prescribed by the government. The transparency of the panchayat is yet to be improved. The allocation of the funds, expenditure, BPL list, list of pension beneficiaries, and other like matters are to be displayed in the panchayat office and public places so as to make the administration more transparent and trustworthy to the common people.

### 4. KORUTLA BLOCK PANCHAYAT

The total score obtained for each sub-theme and the composite index and the respective rate of impact is present in Table 38.

Table 38

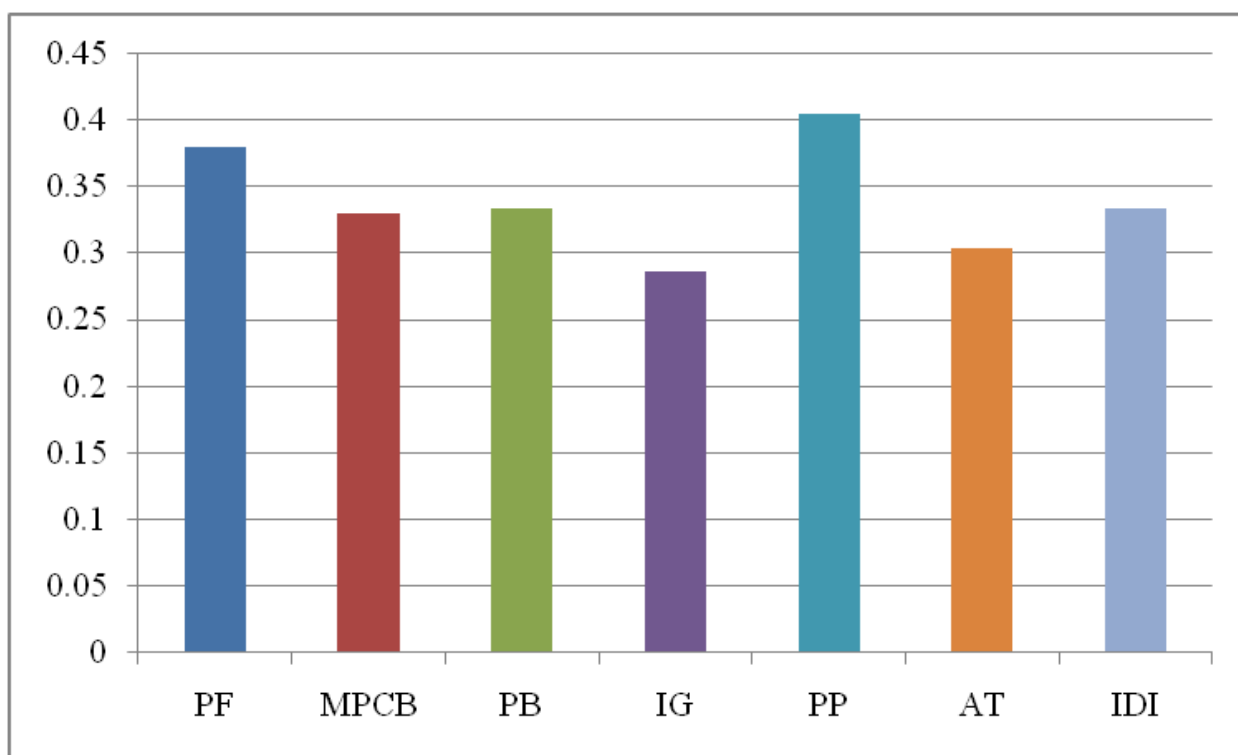
*Performance of Korutle Block Panchayat, Telangana*

<i>Korutle Block Panchayat</i>	<b>Panchayat Functioning</b>	<b>Management of Personnel and Capacity Building</b>	<b>Planning and Budget Formation</b>	<b>Income Generation</b>	<b>Performance of Panchayats</b>	<b>Accountability &amp; Transparency</b>	<b>Innovative Development Interventions</b>
TOTAL	17	3	8	6	17	10	1
COMPOSITE INDEX	0.38	0.33	0.33	0.29	0.4	0.3	0.33

**EVALUATION OF THE INCENTIVIZATION OF PANCHAYATS SCHEME OF MOPR**

RATE OF IMPACT (IN PERCENT AGE)	37.78	33.33	33.33	28.57	40.48	30.3	33.33
---------------------------------	-------	-------	-------	-------	-------	------	-------

From Table 38 the composite index obtained for Panchayat functioning, Management of personnel and capacity building, planning and budget formation, income generation, performance of panchayats, accountability and transparency and performance of panchayats has got 0.38, 0.33, 0.33, 0.29, 0.40, 0.30 and 0.33 respectively as the composite index. Figure 30 exhibits the composite index of the evaluated sub units of Korutla Block panchayat.



*Figure 30.* Composite index of the performance of the Korutla Block Panchayat, Telengana

The obtained responses from the panchayat officials shows that the meetings are conducted in a systematic way, with giving prominence to circulating agenda in advance, and recording minutes. Important decisions were taken by detailed discussions and vote by conducting meetings which pointed out the democratic nature of the panchayat. The panchayat gives



## **EVALUATION OF THE INCENTIVIZATION OF PANCHAYATS SCHEME OF MOPR**

importance to capacity building. The above-mentioned panchayats give attention to sending their representatives and functionaries for training programmes.

Good functioning of Panchayat relies on careful budget allocation too. Korutla Block panchayat prepares the annual budget, after discussing the plans and gaining suggestions from Gram Sabhas, farmers, youth, NGOs, etc. That means, the participation of all the sectors of the society is ensured in the annual budget planning. It was found that the panchayat has not prepared the Gender Budget for the Financial year 2018-19 and 2019-20.

To make the budget allocation a success, the panchayat has to generate income through many sources. Korutla Block Panchayat is found to be generating income from its own innovative sources apart from tax and voluntary contributions.

The panchayat has almost succeeded in achieving aims of the different schemes implemented by the panchayat, and have utilized the funds for the same effectively. Utilization of fund for various schemes intended for development of SC/ST is found to be least utilized. The panchayat has given much attention to the life-style upliftment of the common people by providing safe drinking water, streetlight, drainage facility, special initiatives, giving education on the social issues currently happening around, etc. for improving the life of marginalized groups. The birth-death cases are found to be registered up-to-date. The panchayat is also focussing on undertaking activities with the cooperation of community based groups.

The panchayat is giving attention for the maintenance of accounts in a proper order as prescribed by the government. The transparency of the panchayat is yet to be improved. The allocation of the funds, expenditure, BPL list, list of pension beneficiaries, and other like matters are to be displayed in the panchayat office and public places so as to make the administration more transparent and trustworthy to the common people.

## 5. NANDIPET BLOCK PANCHAYAT

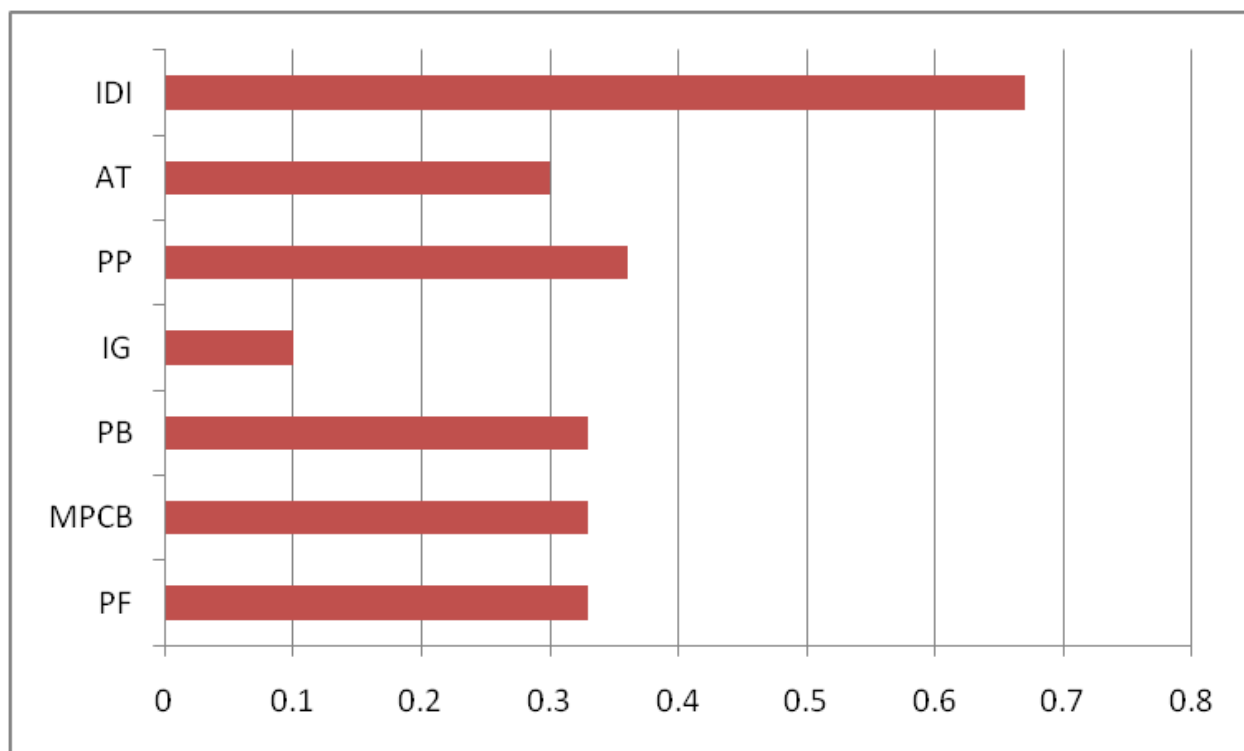
The total score obtained for each sub-theme and the composite index and the respective rate of impact is present in Table 39.

Table 39 *Performance of Nandipet Block Panchayat, Telangana*

<i>Nandipet BP</i>	<b>Panchayat Functioning</b>	<b>Management of Personnel and Capacity Building</b>	<b>Planning and Budget Formation</b>	<b>Income Generation</b>	<b>Performance of Panchayats</b>	<b>Accountability &amp; Transparency</b>	<b>Innovative Development Interventions</b>
TOTAL	15	3	8	2	15	10	2
COMPOSITE INDEX	0.33	0.33	0.33	0.1	0.36	0.3	0.67
RATE OF IMPACT (IN PERCENTAGE)	33.33	33.33	33.33	9.52	35.71	30.3	66.67

As per the table, it is clear that the innovative development intervention has got the highest composite index (0.67). Panchayat functioning, Management of personnel and capacity building, planning and budget formation, income generation, performance of panchayats and accountability and transparency has got 0.33, 0.33, 0.33, 0.10, 0.36 and 0.30 respectively as the composite index. Figure 31 exhibits the composite index of the evaluated sub units of Nandipet Block panchayat.

## EVALUATION OF THE INCENTIVIZATION OF PANCHAYATS SCHEME OF MOPR



*Figure 31.* Composite index of the performance of the Nandipet Block Panchayat, Uttar Pradesh

The obtained responses from the panchayat officials shows that the meetings are conducted in a systematic way, with giving prominence to circulating agenda in advance, and recording minutes. Important decisions were taken by detailed discussions and vote by conducting meetings which pointed out the democratic nature of the panchayat. The panchayat gives importance to capacity building. The above-mentioned panchayats give attention to sending their representatives and functionaries for training programmes.

Good functioning of Panchayat relies on careful budget allocation too. Nandipet Block panchayat prepares the annual budget, after discussing the plans and gaining suggestions from Gram Sabhas, farmers, youth, NGOs, etc. That means, the participation of all the sectors of the society is ensured in the annual budget planning. It was found that the panchayat has not prepared the Gender Budget for the Financial year 2018-19 and 2019-20.

To make the budget allocation a success, the panchayat has to generate income through many sources. Nandipet Block panchayat is found to be generating income from its own innovative sources apart from tax and voluntary contributions.

## EVALUATION OF THE INCENTIVIZATION OF PANCHAYATS SCHEME OF MOPR

The panchayat has almost succeeded in achieving aims of the different schemes implemented by the panchayat, and have utilized the funds for the same effectively. Utilization of fund for various schemes intended for development of SC/ST is found to be least utilized. The panchayat has given much attention to the life-style upliftment of the common people by providing safe drinking water, streetlight, drainage facility, special initiatives, giving education on the social issues currently happening around, etc.

The panchayat is giving attention for the maintenance of accounts in a proper order as prescribed by the government. The transparency of the panchayat is yet to be improved. The allocation of the funds, expenditure, BPL list, list of pension beneficiaries, and other like matters are to be displayed in the panchayat office and public places so as to make the administration more transparent and trustworthy to the common people.

### 6. ADIVAREMPETT GRAM PANCHAYAT

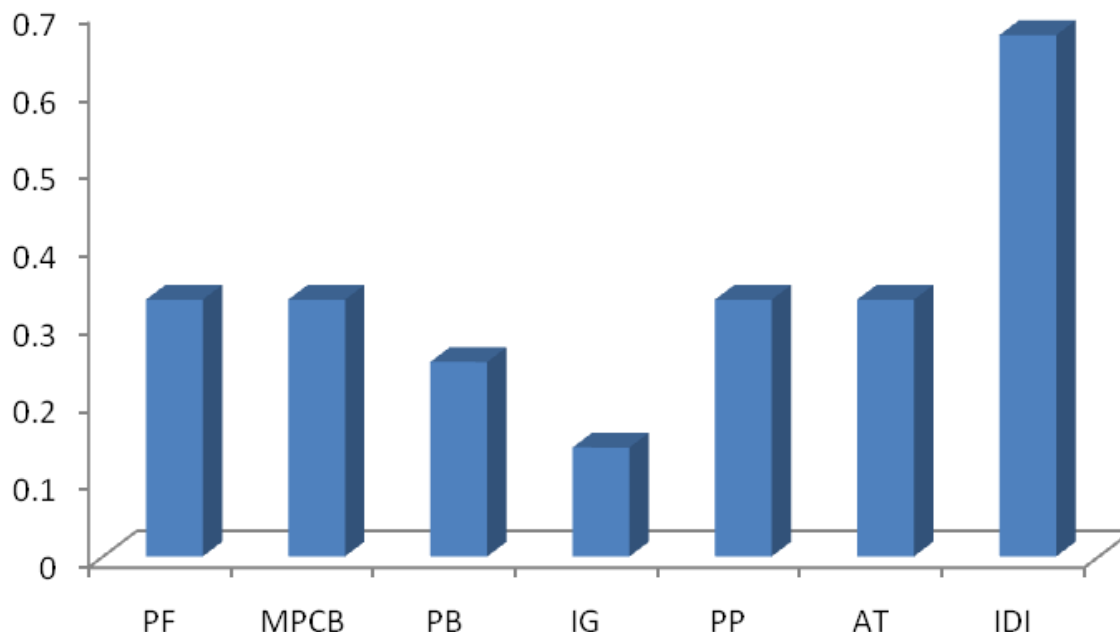
The total score obtained for each sub-theme and the composite index and the respective rate of impact is present in Table 40.

Table 40 *Performance of Adivarampett Gram Panchayat, Telengana*

<i>Adivarampett</i>	<b>Panchayat Functioning</b>	<b>Management of Personnel and Capacity Building</b>	<b>Planning and Budget Formation</b>	<b>Income Generation</b>	<b>Performance of Panchayats</b>	<b>Accountability &amp; Transparency</b>	<b>Innovative Development Interventions</b>
TOTAL	15	3	6	3	14	11	2
COMPOSITE INDEX	0.33	0.33	0.25	0.14	0.33	0.33	0.67
RATE OF IMPACT (IN PERCENTAGE)	33.33	33.33	25	14.29	33.33	33.33	66.67

## EVALUATION OF THE INCENTIVIZATION OF PANCHAYATS SCHEME OF MOPR

As per the table, it is clear that the innovative development intervention has got the highest composite index (0.67). Panchayat functioning, Management of personnel and capacity building, planning and budget formation, income generation and performance of panchayats has got 0.33, 0.33, 0.25, 0.14 and 0.33 as the composite index. Figure 32 exhibits the composite index of the evaluated sub units of Adivarampet gram panchayat.



*Figure 32.* Composite index of the performance of the Adivarampet Gram Panchayat, Uttar Pradesh

The obtained responses from the panchayat officials shows that the meetings are conducted in a systematic way, with giving prominence to circulating agenda in advance, and recording minutes. Important decisions were taken by detailed discussions and vote by conducting meetings which pointed out the democratic nature of the panchayat. The panchayat gives importance to capacity building. The above-mentioned panchayats give attention to sending their representatives and functionaries for training programmes.

Good functioning of Panchayat relies on careful budget allocation too. Adivarampet Gram panchayat prepares the annual budget, after discussing the plans and gaining suggestions from

## **EVALUATION OF THE INCENTIVIZATION OF PANCHAYATS SCHEME OF MOPR**

Gram Sabhas, farmers, youth, NGOs, etc. That means, the participation of all the sectors of the society is ensured in the annual budget planning. It was found that the panchayat has not prepared the Gender Budget for the Financial year 2018-19 and 2019-20.

To make the budget allocation a success, the panchayat has to generate income through many sources. Adivarampet Gram panchayat is found to be generating income from its own innovative sources apart from tax and voluntary contributions.

The panchayat has almost succeeded in achieving aims of the different schemes implemented by the panchayat, and have utilized the funds for the same effectively. Utilization of fund for various schemes intended for development of SC/ST is found to be least utilized. The panchayat has given much attention to the life-style upliftment of the common people by providing safe drinking water, streetlight, drainage facility, special initiatives, giving education on the social issues currently happening around, etc. for improving the life of marginalized groups. The birth-death cases are found to be registered up-to-date. The panchayat is also focussing on undertaking activities with the cooperation of community based groups.

The panchayat is giving attention for the maintenance of accounts in a proper order as prescribed by the government. The transparency of the panchayat is yet to be improved. The allocation of the funds, expenditure, BPL list, list of pension beneficiaries, and other like matters are to be displayed in the panchayat office and public places so as to make the administration more transparent and trustworthy to the common people.

### **7. KISMAPET GRAM PANCHAYAT**

The total score obtained for each sub-theme and the composite index and the respective rate of impact is present in Table 41.

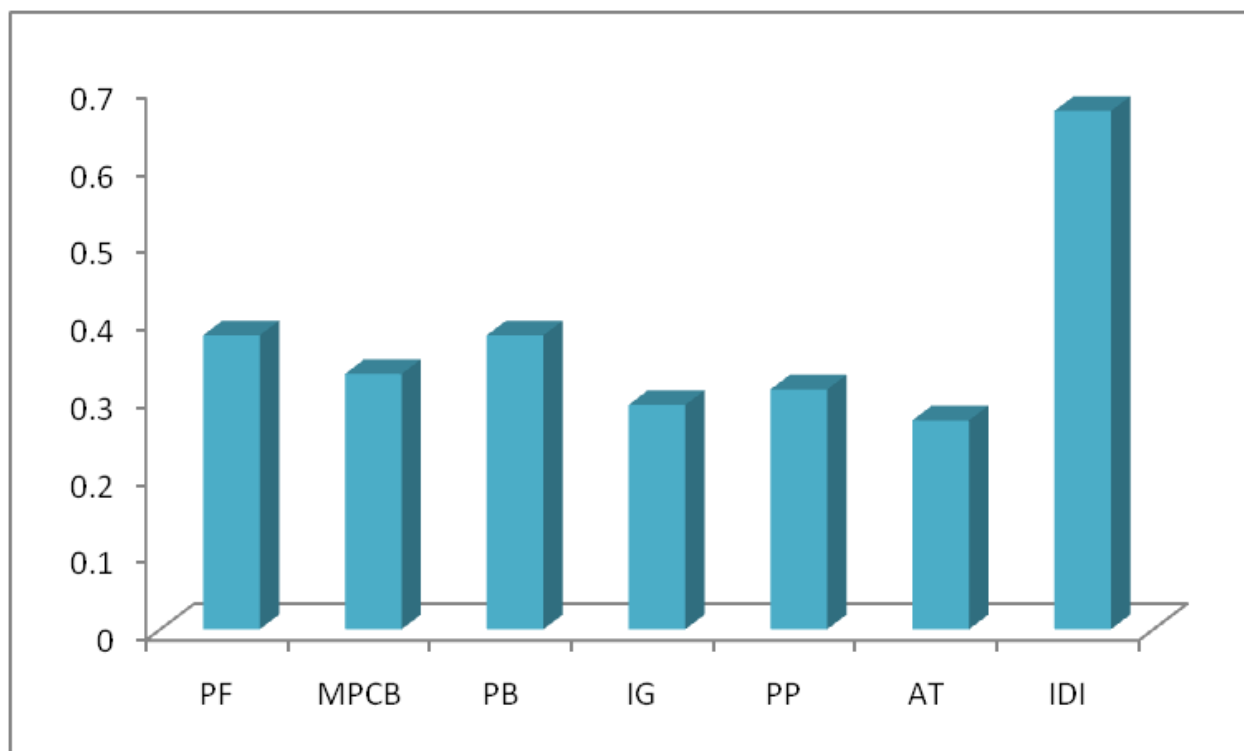
**EVALUATION OF THE INCENTIVIZATION OF PANCHAYATS SCHEME OF MOPR**

Table 41 *Performance of Kismatpet Gram Panchayat, Telangana*

<i>Kismatpet Gram Panchayat</i>	<b>Panchayat Functioning</b>	<b>Management of Personnel and Capacity Building</b>	<b>Planning and Budget Formation</b>	<b>Income Generation</b>	<b>Performance of Panchayats</b>	<b>Accountability &amp; Transparency</b>	<b>Innovative Development Interventions</b>
TOTAL	17	3	9	6	13	9	2
COMPOSITE INDEX	0.38	0.33	0.38	0.29	0.31	0.27	0.67
RATE OF IMPACT (IN PERCENTAGE)	37.78	33.33	37.5	28.57	30.95	27.27	66.67

Table shows that the innovative development intervention has got the highest composite index (0.67). Panchayat functioning, Management of personnel and capacity building, planning and budget formation, income generation and performance of panchayats has got 0.38, 0.33, 0.38, 0.29 and 0.31 respectively as the composite index. Figure 33 exhibits the composite index of the evaluated sub units of Kismatpet gram panchayat.

## EVALUATION OF THE INCENTIVIZATION OF PANCHAYATS SCHEME OF MOPR



*Figure 33.* Composite index of the performance of the Kismapet Gram Panchayat, Uttar Pradesh

The obtained responses from the panchayat officials shows that the meetings are conducted in a systematic way, with giving prominence to circulating agenda in advance, and recording minutes. Important decisions were taken by detailed discussions and vote by conducting meetings which pointed out the democratic nature of the panchayat. The panchayat gives importance to capacity building. The above-mentioned panchayats give attention to sending their representatives and functionaries for training programmes.

Good functioning of Panchayat relies on careful budget allocation too. Kismapet panchayat prepares the annual budget, after discussing the plans and gaining suggestions from Gram Sabhas, farmers, youth, NGOs, etc. That means, the participation of all the sectors of the society is ensured in the annual budget planning. It was found that the panchayat has not prepared the Gender Budget for the Financial year 2018-19 and 2019-20.

To make the budget allocation a success, the panchayat has to generate income through many sources. Kismapet panchayat is found to be generating income from its own innovative sources apart from tax and voluntary contributions.



## EVALUATION OF THE INCENTIVIZATION OF PANCHAYATS SCHEME OF MOPR

The panchayat has almost succeeded in achieving aims of the different schemes implemented by the panchayat, and have utilized the funds for the same effectively. Utilization of fund for various schemes intended for development of SC/ST is found to be least utilized. The panchayat has given much attention to the life-style upliftment of the common people by providing safe drinking water, streetlight, drainage facility, special initiatives, giving education on the social issues currently happening around, etc. The panchayat is giving attention for the maintenance of accounts in a proper order as prescribed by the government. The transparency of the panchayat is yet to be improved. The allocation of the funds, expenditure, BPL list, list of pension beneficiaries, and other like matters are to be displayed in the panchayat office and public places so as to make the administration more transparent and trustworthy to the common people.

### 8. SUNDILA GRAM PANCHAYAT

The total score obtained for each sub-theme and the composite index and the respective rate of impact is present in Table 42.

Table 42

*Performance of Sundilla Gram Panchayat, Telengana*

<i>Sundilla Gram Panchayat</i>	<b>Panchayat Functioning</b>	<b>Management of Personnel and Capacity Building</b>	<b>Planning and Budget Formation</b>	<b>Income Generation</b>	<b>Performance of Panchayats</b>	<b>Accountability &amp; Transparency</b>	<b>Innovative Development Interventions</b>
TOTAL	18	3	8	7	13	10	1
COMPOSITE INDEX	0.4	0.33	0.33	0.33	0.31	0.3	0.33
RATE OF IMPACT (IN PERCENTAGE)	40	33.33	33.33	33.33	30.95	30.3	33.33

## EVALUATION OF THE INCENTIVIZATION OF PANCHAYATS SCHEME OF MOPR

Panchayat functioning, Management of personnel and capacity building, planning and budget formation, income generation and performance of panchayats has got 0.4, 0.33, 0.33, 0.31 and 0.30 respectively as the composite index. Figure 34 exhibits the composite index of the evaluated sub units of Sundila gram panchayat.

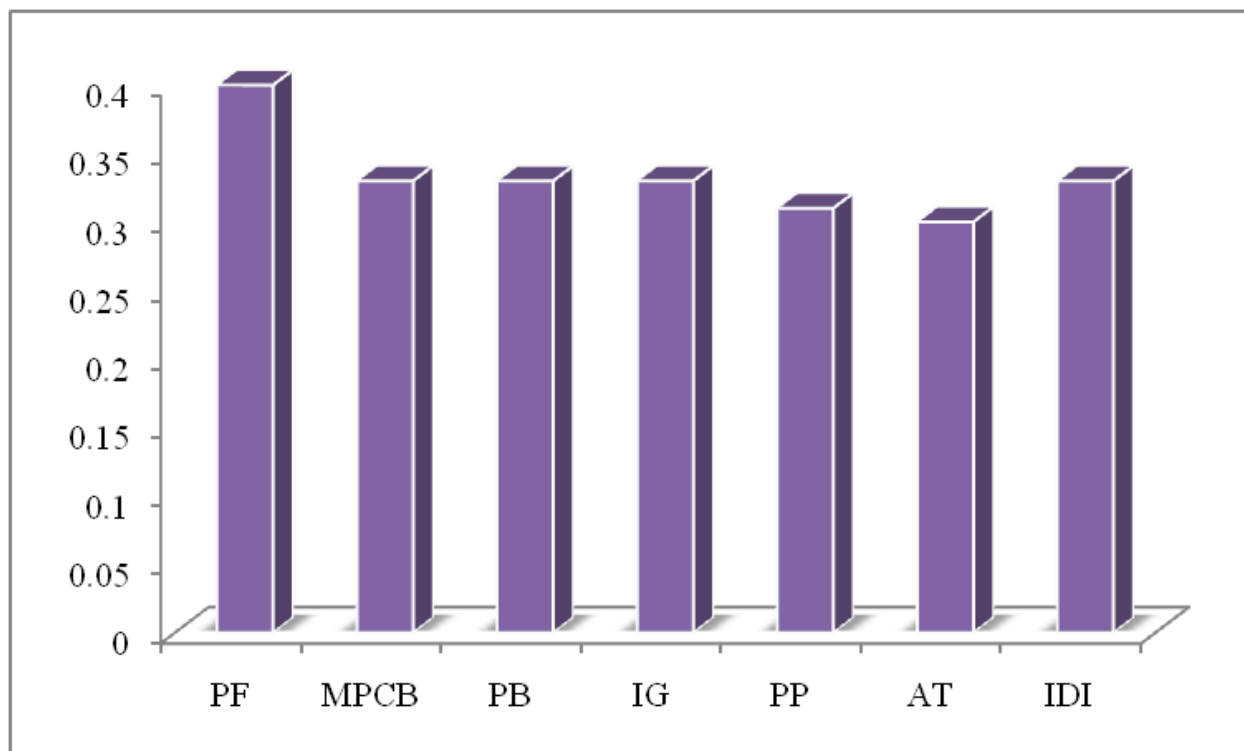


Figure 34. Composite index of the performance of the Sundila Gram Panchayat, Uttar Pradesh

The obtained responses from the panchayat officials shows that the meetings are conducted in a systematic way, with giving prominence to circulating agenda in advance, and recording minutes. Important decisions were taken by detailed discussions and vote by conducting meetings which pointed out the democratic nature of the panchayat. The panchayat gives importance to capacity building. The above-mentioned panchayats give attention to sending their representatives and functionaries for training programmes.

Good functioning of Panchayat relies on careful budget allocation too. Sundila panchayat prepares the annual budget, after discussing the plans and gaining suggestions from Gram Sabhas, farmers, youth, NGOs, etc. That means, the participation of all the sectors of the society

## **EVALUATION OF THE INCENTIVIZATION OF PANCHAYATS SCHEME OF MOPR**

is ensured in the annual budget planning. It was found that the panchayat has not prepared the Gender Budget for the Financial year 2018-19 and 2019-20.

To make the budget allocation a success, the panchayat has to generate income through many sources. Sundila gram panchayat is found to be generating income from its own innovative sources apart from tax and voluntary contributions.

The panchayat has almost succeeded in achieving aims of the different schemes implemented by the panchayat, and have utilized the funds for the same effectively. Utilization of fund for various schemes intended for development of SC/ST is found to be least utilized. The panchayat has given much attention to the life-style upliftment of the common people by providing safe drinking water, streetlight, drainage facility, special initiatives, giving education on the social issues currently happening around, etc. for improving the life of marginalized groups. The birth-death cases are found to be registered up-to-date. The panchayat is also focussing on undertaking activities with the cooperation of community based groups.

The panchayat is giving attention for the maintenance of accounts in a proper order as prescribed by the government. The transparency of the panchayat is yet to be improved. The allocation of the funds, expenditure, BPL list, list of pension beneficiaries, and other like matters are to be displayed in the panchayat office and public places so as to make the administration more transparent and trustworthy to the common people.

### **9. RUYADI GRAM PANCHAYAT**

The total score obtained for each sub-theme and the composite index and the respective rate of impact is present in Table 43.

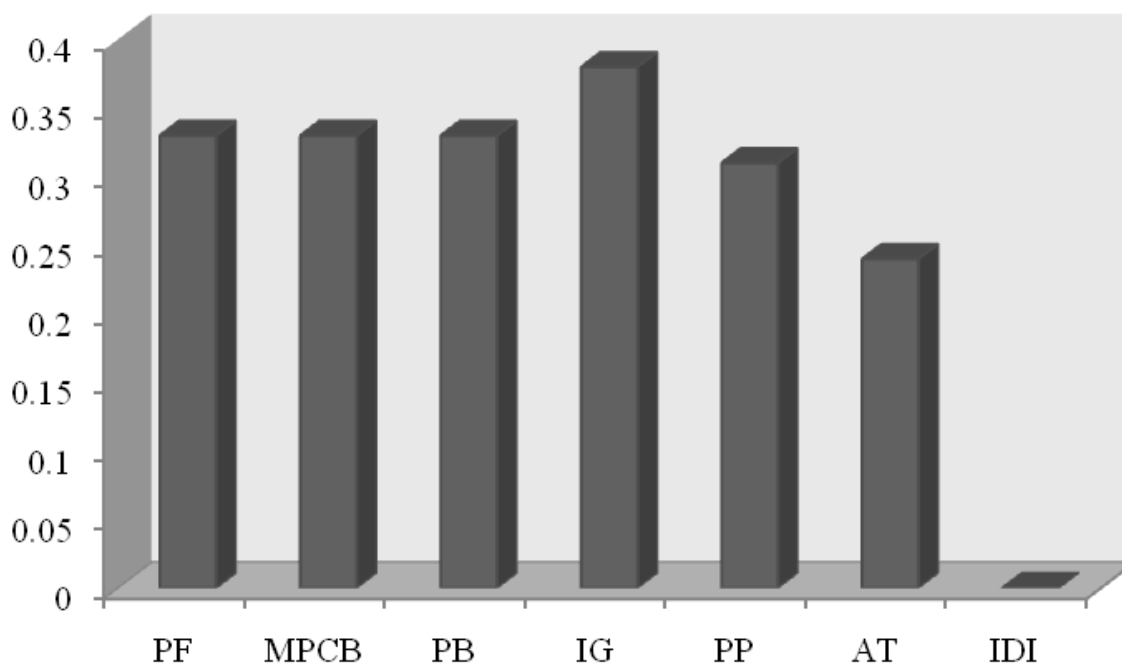
**EVALUATION OF THE INCENTIVIZATION OF PANCHAYATS SCHEME OF MOPR**

Table 43 *Performance of Ruyyadi Gram Panchayat, Telangana*

<i>Ruyyadi Gram Panchayat</i>	<b>Panchayat Functioning</b>	<b>Management of Personnel and Capacity Building</b>	<b>Planning and Budget Formation</b>	<b>Income Generation</b>	<b>Performance of Panchayats</b>	<b>Accountability &amp; Transparency</b>	<b>Innovative Development Interventions</b>
TOTAL	15	3	8	8	13	8	0
COMPOSITE INDEX	0.33	0.33	0.33	0.38	0.31	0.24	0
RATE OF IMPACT (IN PERCENTAGE)	33.33	33.33	33.33	38.1	30.95	24.24	0

The panchayat has not given any importance to innovative interventions in their area. Panchayat functioning, Management of personnel and capacity building, planning and budget formation, income generation and performance of panchayats has got 0.33, 0.33, 0.33, 0.38 and 0.31 respectively as the composite index. Figure 1 exhibits the composite index of the evaluated sub units of Ruyyadi gram panchayat.

## EVALUATION OF THE INCENTIVIZATION OF PANCHAYATS SCHEME OF MOPR



*Figure 35.* Composite index of the performance of the Ruyyadi Gram Panchayat, Uttar Pradesh

The obtained responses from the panchayat officials shows that the meetings are conducted in a systematic way, with giving prominence to circulating agenda in advance, and recording minutes. Important decisions were taken by detailed discussions and vote by conducting meetings which pointed out the democratic nature of the panchayat. The panchayat gives importance to capacity building. The above-mentioned panchayats give attention to sending their representatives and functionaries for training programmes.

Good functioning of Panchayat relies on careful budget allocation too. Ruyyadi panchayat prepares the annual budget, after discussing the plans and gaining suggestions from Gram Sabhas, farmers, youth, NGOs, etc. That means, the participation of all the sectors of the society is ensured in the annual budget planning. It was found that the panchayat has not prepared the Gender Budget for the Financial year 2018-19 and 2019-20.

To make the budget allocation a success, the panchayat has to generate income through many sources. Ruyyadi panchayat is found to be generating income from its own innovative sources apart from tax and voluntary contributions.

## **EVALUATION OF THE INCENTIVIZATION OF PANCHAYATS SCHEME OF MOPR**

The panchayat has almost succeeded in achieving aims of the different schemes implemented by the panchayat, and have utilized the funds for the same effectively. Utilization of fund for various schemes intended for development of SC/ST is found to be least utilized. The panchayat has given much attention to the life-style upliftment of the common people by providing safe drinking water, streetlight, drainage facility, special initiatives, giving education on the social issues currently happening around, etc. for improving the life of marginalized groups. The birth-death cases are found to be registered up-to-date. The panchayat is also focussing on undertaking activities with the cooperation of community based groups.

The panchayat is giving attention for the maintenance of accounts in a proper order as prescribed by the government. The transparency of the panchayat is yet to be improved. THE allocation of the funds, expenditure, BPL list, list of pension beneficiaries, and other like matters are to be displayed in the panchayat office and public places so as to make the administration more transparent and trustworthy to the common people.

### **10. MALYAL GRAM PANCHAYAT**

The total score obtained for each sub-theme and the composite index and the respective rate of impact is present in Table 44.

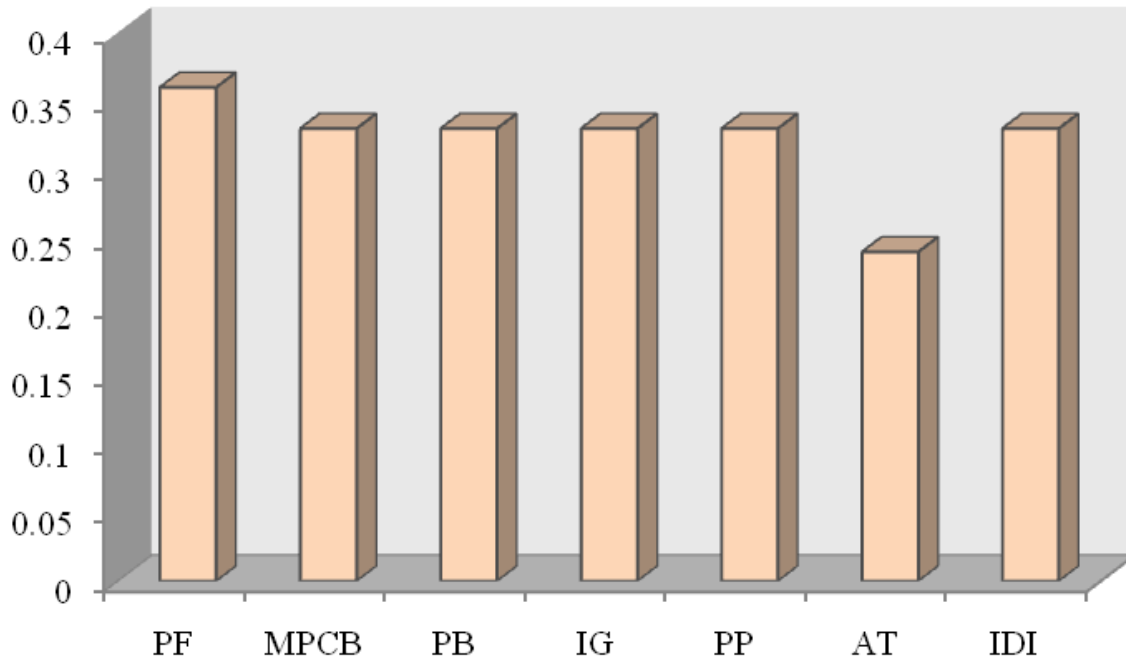
**EVALUATION OF THE INCENTIVIZATION OF PANCHAYATS SCHEME OF MOPR**

Table 44 *Performance of Malyal Gram panchayat, Telengana*

<i>Malyal Gram panchayat</i>	<b>Panchayat Functioning</b>	<b>Management of Personnel and Capacity Building</b>	<b>Planning and Budget Formation</b>	<b>Income Generation</b>	<b>Performance of Panchayats</b>	<b>Accountability &amp; Transparency</b>	<b>Innovative Development Interventions</b>
TOTAL	16	3	8	7	14	8	1
COMPOSITE INDEX	0.36	0.33	0.33	0.33	0.33	0.24	0.33
RATE OF IMPACT (IN PERCENT AGE)	35.56	33.33	33.33	33.33	33.33	24.24	33.33

Panchayat functioning, Management of personnel and capacity building, planning and budget formation, income generation, performance of panchayats, accopuntability and transparency and innovative development interventions has got 0.36, 0.33, 0.33, 0.33, 0. 33, 0.24 and 0.33 respectively as the composite index. Figure 1 exhibits the composite index of the evaluated sub units of Malyal Gram panchayat.

## EVALUATION OF THE INCENTIVIZATION OF PANCHAYATS SCHEME OF MOPR



*Figure 36.* Composite index of the performance of the Malyal Gram Panchayat, Telengana

The obtained responses from the panchayat officials shows that the meetings are conducted in a systematic way, with giving prominence to circulating agenda in advance, and recording minutes. Important decisions were taken by detailed discussions and vote by conducting meetings which pointed out the democratic nature of the panchayat. The panchayat gives importance to capacity building. The above-mentioned panchayats give attention to sending their representatives and functionaries for training programmes.

Good functioning of Panchayat relies on careful budget allocation too. Malyal Gram panchayat prepares the annual budget, after discussing the plans and gaining suggestions from Gram Sabhas, farmers, youth, NGOs, etc. That means, the participation of all the sectors of the society is ensured in the annual budget planning. It was found that the panchayat has not prepared the Gender Budget for the Financial year 2018-19 and 2019-20.

To make the budget allocation a success, the panchayat has to generate income through many sources. Malyal Gram panchayat is found to be generating income from its own innovative sources apart from tax and voluntary contributions.



## EVALUATION OF THE INCENTIVIZATION OF PANCHAYATS SCHEME OF MOPR

The panchayat has almost succeeded in achieving aims of the different schemes implemented by the panchayat, and have utilized the funds for the same effectively. Utilization of fund for various schemes intended for development of SC/ST is found to be least utilized. The panchayat has given much attention to the life-style upliftment of the common people by providing safe drinking water, streetlight, drainage facility, special initiatives, giving education on the social issues currently happening around, etc. The panchayat is giving attention for the maintenance of accounts in a proper order as prescribed by the government. The transparency of the panchayat is yet to be improved. The allocation of the funds, expenditure, BPL list, list of pension beneficiaries, and other like matters are to be displayed in the panchayat office and public places so as to make the administration more transparent and trustworthy to the common people.

### 11. MITTAPALLE GRAM PANCHAYAT

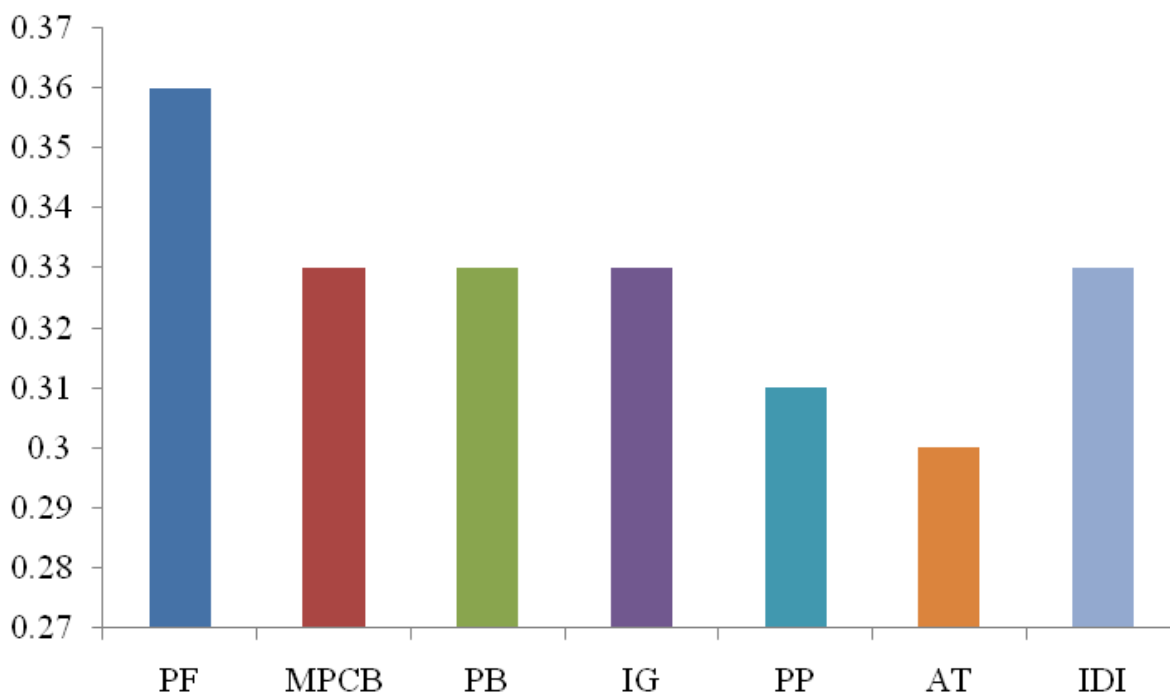
The total score obtained for each sub-theme and the composite index and the respective rate of impact is present in Table 45.

Table 45 Performance of Mittapalle Gram Panchayat, Telangana

<i>Mittapalle Gram Panchayat,</i>	<b>Panchayat Functioning</b>	<b>Management of Personnel and Capacity Building</b>	<b>Planning and Budget Formation</b>	<b>Income Generation</b>	<b>Performance of Panchayats</b>	<b>Accountability &amp; Transparency</b>	<b>Innovative Development Interventions</b>
TOTAL	16	3	8	7	13	10	1
COMPOSITE INDEX	0.36	0.33	0.33	0.33	0.31	0.3	0.33
RATE OF IMPACT (IN PERCENTAGE)	35.56	33.33	33.33	33.33	30.95	30.3	33.33

## EVALUATION OF THE INCENTIVIZATION OF PANCHAYATS SCHEME OF MOPR

Table 45 shows that the composite index obtained for Panchayat functioning, Management of personnel and capacity building, planning and budget formation and innovative interventions is 0.33. Income generation and performance of panchayats has got an index of 0.31 and accountability and transparency 0.30. Figure 37 exhibits the composite index of the evaluated sub units of Mittapalle gram panchayat.



*Figure 37.* Composite index of the performance of the Mittapalle Gram Panchayat, Telangana

The obtained responses from the panchayat officials shows that the meetings are conducted in a systematic way, with giving prominence to circulating agenda in advance, and recording minutes. Important decisions were taken by detailed discussions and vote by conducting meetings which pointed out the democratic nature of the panchayat. The panchayat gives importance to capacity building. The above-mentioned panchayats give attention to sending their representatives and functionaries for training programmes.

Good functioning of Panchayat relies on careful budget allocation too. Mittapalle panchayat prepares the annual budget, after discussing the plans and gaining suggestions from Gram Sabhas, farmers, youth, NGOs, etc. That means, the participation of all the sectors of the society

## **EVALUATION OF THE INCENTIVIZATION OF PANCHAYATS SCHEME OF MOPR**

is ensured in the annual budget planning. It was found that the panchayat has not prepared the Gender Budget for the Financial year 2018-19 and 2019-20.

To make the budget allocation a success, the panchayat has to generate income through many sources. Mittapalle panchayat is found to be generating income from its own innovative sources apart from tax and voluntary contributions.

The panchayat has almost succeeded in achieving aims of the different schemes implemented by the panchayat, and have utilized the funds for the same effectively. Utilization of fund for various schemes intended for development of SC/ST is found to be least utilized. The panchayat has given much attention to the life-style upliftment of the common people by providing safe drinking water, streetlight, drainage facility, special initiatives, giving education on the social issues currently happening around, etc. for improving the life of marginalized groups. The birth-death cases are found to be registered up-to-date. The panchayat is also focussing on undertaking activities with the cooperation of community based groups.

The panchayat is giving attention for the maintenance of accounts in a proper order as prescribed by the government. The transparency of the panchayat is yet to be improved. The allocation of the funds, expenditure, BPL list, list of pension beneficiaries, and other like matters are to be displayed in the panchayat office and public places so as to make the administration more transparent and trustworthy to the common people.

### **12. GURRALAGONDI GRAM PANCHAYAT**

The total score obtained for each sub-theme and the composite index and the respective rate of impact is present in Table 46.

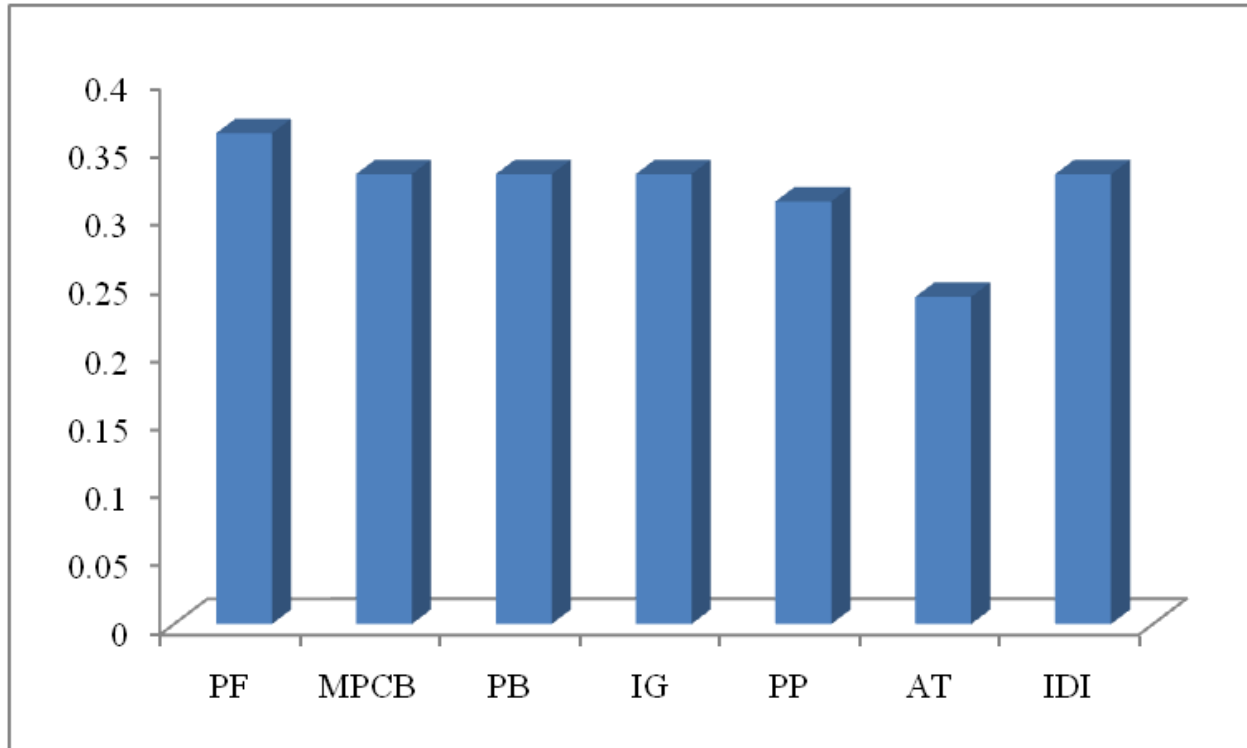
**EVALUATION OF THE INCENTIVIZATION OF PANCHAYATS SCHEME OF MOPR**

Table 46 Performance of Gurralagondi Gram Panchayat, Telangana

<i>Gurralagondi Gram Panchayat</i>	<b>Panchayat Functioning</b>	<b>Management of Personnel and Capacity Building</b>	<b>Planning and Budget Formation</b>	<b>Income Generation</b>	<b>Performance of Panchayats</b>	<b>Accountability &amp; Transparency</b>	<b>Innovative Development Interventions</b>
TOTAL	16	3	8	7	13	8	1
COMPOSITE INDEX	0.36	0.33	0.33	0.33	0.31	0.24	0.33
RATE OF IMPACT (IN PERCENT AGE)	35.56	33.33	33.33	33.33	30.95	24.24	33.33

Panchayat functioning, Management of personnel and capacity building, planning and budget formation, income generation and performance of panchayats has got 0.36, 0.33, 0.33, 0.33 and 0.31 respectively as the composite index. Figure 38 exhibits the composite index of the evaluated sub units of Gurralagondi gram panchayat.

## EVALUATION OF THE INCENTIVIZATION OF PANCHAYATS SCHEME OF MOPR



*Figure 38.* Composite index of the performance of the Gurlakondi Gram Panchayat, Telengana

The obtained responses from the panchayat officials shows that the meetings are conducted in a systematic way, with giving prominence to circulating agenda in advance, and recording minutes. Important decisions were taken by detailed discussions and vote by conducting meetings which pointed out the democratic nature of the panchayat. The panchayat gives importance to capacity building. The above-mentioned panchayats give attention to sending their representatives and functionaries for training programmes.

Good functioning of Panchayat relies on careful budget allocation too. Gurralongondi panchayat prepares the annual budget, after discussing the plans and gaining suggestions from Gram Sabhas, farmers, youth, NGOs, etc. That means, the participation of all the sectors of the society is ensured in the annual budget planning. It was found that the panchayat has not prepared the Gender Budget for the Financial year 2018-19 and 2019-20.

To make the budget allocation a success, the panchayat has to generate income through many sources. Gurralongondi gram panchayat is found to be generating income from its own innovative sources apart from tax and voluntary contributions.

## EVALUATION OF THE INCENTIVIZATION OF PANCHAYATS SCHEME OF MOPR

The panchayat has almost succeeded in achieving aims of the different schemes implemented by the panchayat, and have utilized the funds for the same effectively. Utilization of fund for various schemes intended for development of SC/ST is found to be least utilized. The panchayat has given much attention to the life-style upliftment of the common people by providing safe drinking water, streetlight, drainage facility, special initiatives, giving education on the social issues currently happening around, etc. The panchayat is giving attention for the maintenance of accounts in a proper order as prescribed by the government. The transparency of the panchayat is yet to be improved. The allocation of the funds, expenditure, BPL list, list of pension beneficiaries, and other like matters are to be displayed in the panchayat office and public places so as to make the administration more transparent and trustworthy to the common people.

### 13. CHAKRAPOOR GRAM PANCHAYAT

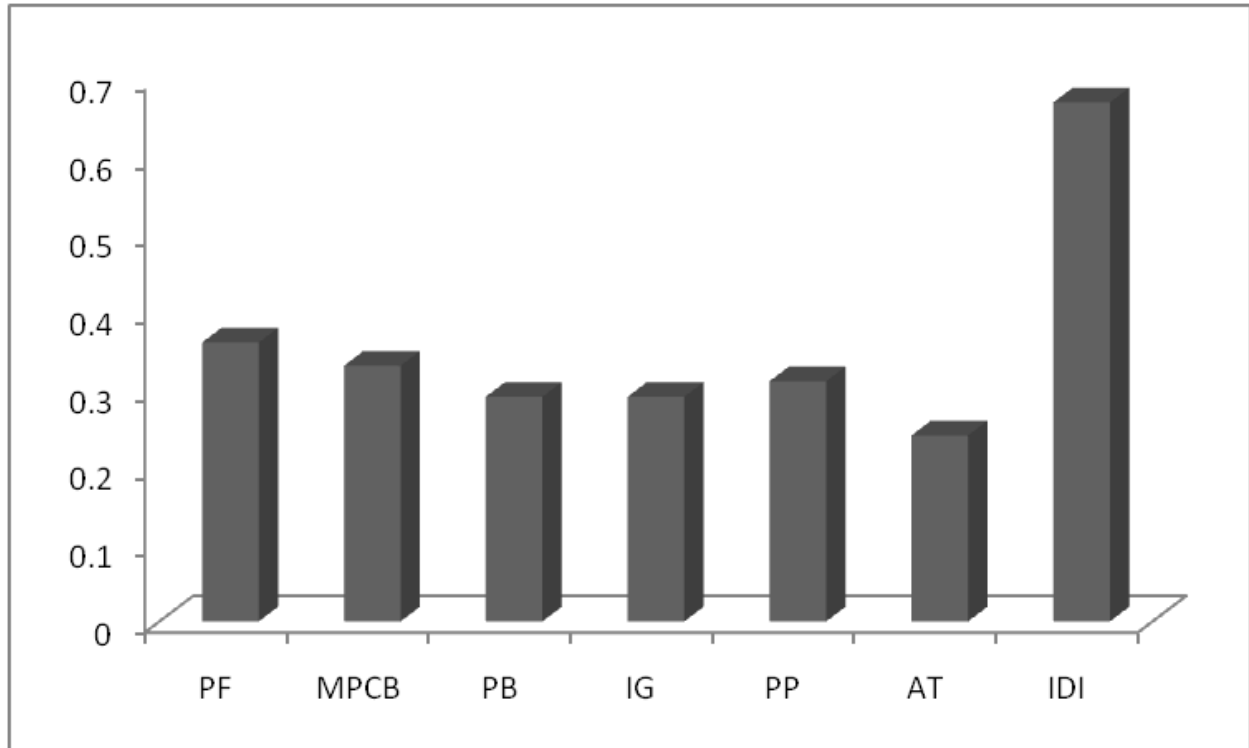
The total score obtained for each sub-theme and the composite index and the respective rate of impact is present in Table 47.

Table 47 Performance of Chakrapoor Gram Panchayat, Telangana

<i>Chakrapoor Gram Panchayat,</i>	<b>Panchayat Functioning</b>	<b>Management of Personnel and Capacity Building</b>	<b>Planning and Budget Formation</b>	<b>Income Generation</b>	<b>Performance of Panchayats</b>	<b>Accountability &amp; Transparency</b>	<b>Innovative Development Interventions</b>
TOTAL	16	3	7	6	13	8	2
COMPOSITE INDEX	0.36	0.33	0.29	0.29	0.31	0.24	0.67
RATE OF IMPACT (IN PERCENT AGE)	35.56	33.33	29.17	28.57	30.95	24.24	66.67

## EVALUATION OF THE INCENTIVIZATION OF PANCHAYATS SCHEME OF MOPR

As per the table, it is clear that the innovative development intervention has got the highest composite index (0.67), accountability and transparency comes next (0.45). Panchayat functioning, Management of personnel and capacity building, planning and budget formation, income generation and performance of panchayats has got 0.36, 0.33, 0.33, 0.38 and 0.31 respectively as the composite index. Figure 38 exhibits the composite index of the evaluated sub units of Akbarpur gram panchayat.



*Figure 39.* Composite index of the performance of the Chakrapoor Gram Panchayat, Uttar Pradesh

The obtained responses from the panchayat officials shows that the meetings are conducted in a systematic way, with giving prominence to circulating agenda in advance, and recording minutes. Important decisions were taken by detailed discussions and vote by conducting meetings which pointed out the democratic nature of the panchayat. The panchayat gives importance to capacity building. The above-mentioned panchayats give attention to sending their representatives and functionaries for training programmes.

## **EVALUATION OF THE INCENTIVIZATION OF PANCHAYATS SCHEME OF MOPR**

Good functioning of Panchayat relies on careful budget allocation too. Akbarpur panchayat prepares the annual budget, after discussing the plans and gaining suggestions from Gram Sabhas, farmers, youth, NGOs, etc. That means, the participation of all the sectors of the society is ensured in the annual budget planning. It was found that the panchayat has not prepared the Gender Budget for the Financial year 2018-19 and 2019-20.

To make the budget allocation a success, the panchayat has to generate income through many sources. Akbarpur panchayat is found to be generating income from its own innovative sources apart from tax and voluntary contributions.

The panchayat has almost succeeded in achieving aims of the different schemes implemented by the panchayat, and have utilized the funds for the same effectively. Utilization of fund for various schemes intended for development of SC/ST is found to be least utilized. The panchayat has given much attention to the life-style upliftment of the common people by providing safe drinking water, streetlight, drainage facility, special initiatives, giving education on the social issues currently happening around, etc. for improving the life of marginalized groups. The birth-death cases are found to be registered up-to-date. The panchayat is also focussing on undertaking activities with the cooperation of community based groups.

The panchayat is giving attention for the maintenance of accounts in a proper order as prescribed by the government. The transparency of the panchayat is yet to be improved. THE allocation of the funds, expenditure, BPL list, list of pension beneficiaries, and other like matters are to be displayed in the panchayat office and public places so as to make the administration more transparent and trustworthy to the common people.

### **14. NUSTULAPUR GRAM PANCHAYAT**

The total score obtained for each sub-theme and the composite index and the respective rate of impact is present in Table 48.



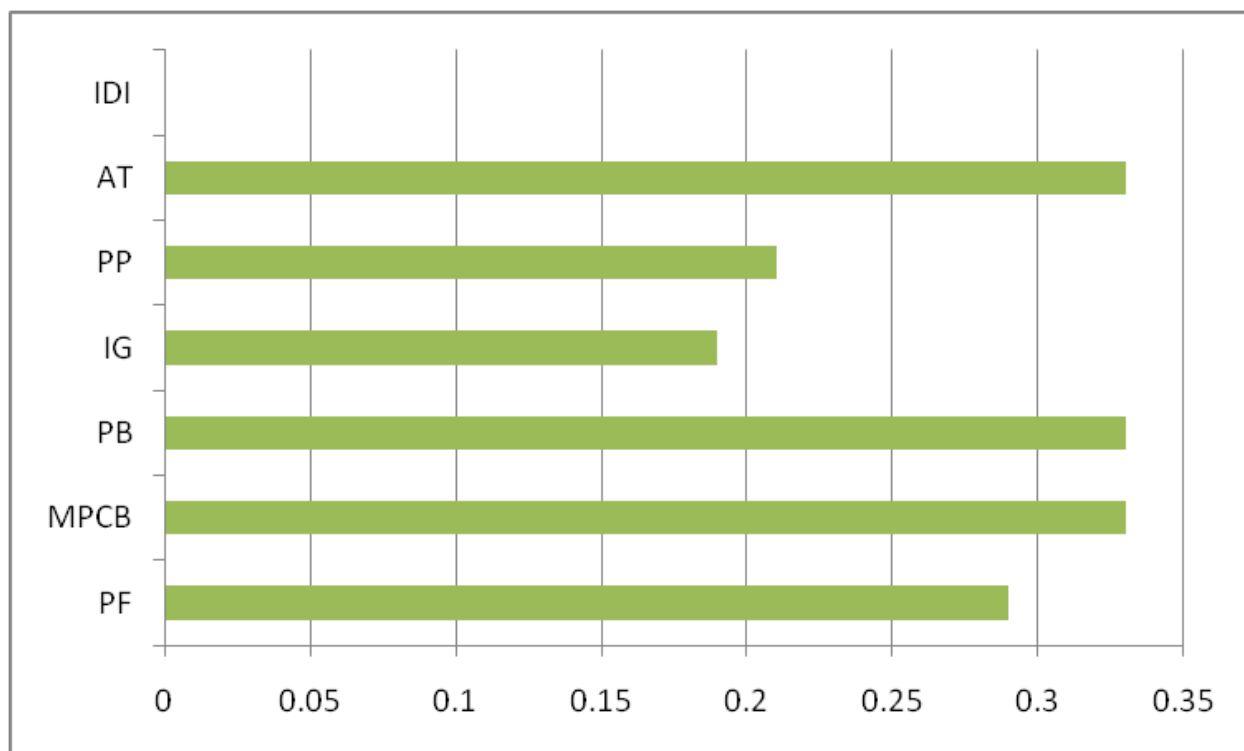
**EVALUATION OF THE INCENTIVIZATION OF PANCHAYATS SCHEME OF MOPR**

Table 48 *Performance of Nustulapur Gram Panchayat, Telangana*

<i>Nustulapur Gram Panchayat</i>	<b>Panchayat Functioning</b>	<b>Management of Personnel and Capacity Building</b>	<b>Planning and Budget Formation</b>	<b>Income Generation</b>	<b>Performance of Panchayats</b>	<b>Accountability &amp; Transparency</b>	<b>Innovative Development Interventions</b>
TOTAL	13	3	8	4	9	11	0
COMPOSITE INDEX	0.29	0.33	0.33	0.19	0.21	0.33	0
RATE OF IMPACT (IN PERCENT AGE)	28.89	33.33	33.33	19.05	21.43	33.33	0

As per the table, it is clear that the innovative development intervention has got the least composite index (0.00). Panchayat functioning, Management of personnel and capacity building, planning and budget formation, income generation and performance of panchayats has got 0.29, 0.33, 0.33, 0.19 and 0.21 respectively as the composite index. Figure 39 exhibits the composite index of the evaluated sub units of Nustulapur gram panchayat.

## EVALUATION OF THE INCENTIVIZATION OF PANCHAYATS SCHEME OF MOPR



*Figure 40.* Composite index of the performance of the Nustulapur Gram Panchayat, Telengana

The obtained responses from the panchayat officials shows that the meetings are conducted in a systematic way, with giving prominence to circulating agenda in advance, and recording minutes. Important decisions were taken by detailed discussions and vote by conducting meetings which pointed out the democratic nature of the panchayat. The panchayat gives importance to capacity building. The above-mentioned panchayats give attention to sending their representatives and functionaries for training programmes.

Good functioning of Panchayat relies on careful budget allocation too. Nustulapur panchayat prepares the annual budget, after discussing the plans and gaining suggestions from Gram Sabhas, farmers, youth, NGOs, etc. That means, the participation of all the sectors of the society is ensured in the annual budget planning. It was found that the panchayat has not prepared the Gender Budget for the Financial year 2018-19 and 2019-20.

To make the budget allocation a success, the panchayat has to generate income through many sources. Nustulapur panchayat is found to be generating income from its own innovative sources apart from tax and voluntary contributions.

## EVALUATION OF THE INCENTIVIZATION OF PANCHAYATS SCHEME OF MOPR

The panchayat has almost succeeded in achieving aims of the different schemes implemented by the panchayat, and have utilized the funds for the same effectively. Utilization of fund for various schemes intended for development of SC/ST is found to be least utilized. The panchayat has given much attention to the life-style upliftment of the common people by providing safe drinking water, streetlight, drainage facility, special initiatives, giving education on the social issues currently happening around, etc. The panchayat is giving attention for the maintenance of accounts in a proper order as prescribed by the government. The transparency of the panchayat is yet to be improved. The allocation of the funds, expenditure, BPL list, list of pension beneficiaries, and other like matters are to be displayed in the panchayat office and public places so as to make the administration more transparent and trustworthy to the common people.

### 15. PARLAPALLY GRAM PANCHAYAT

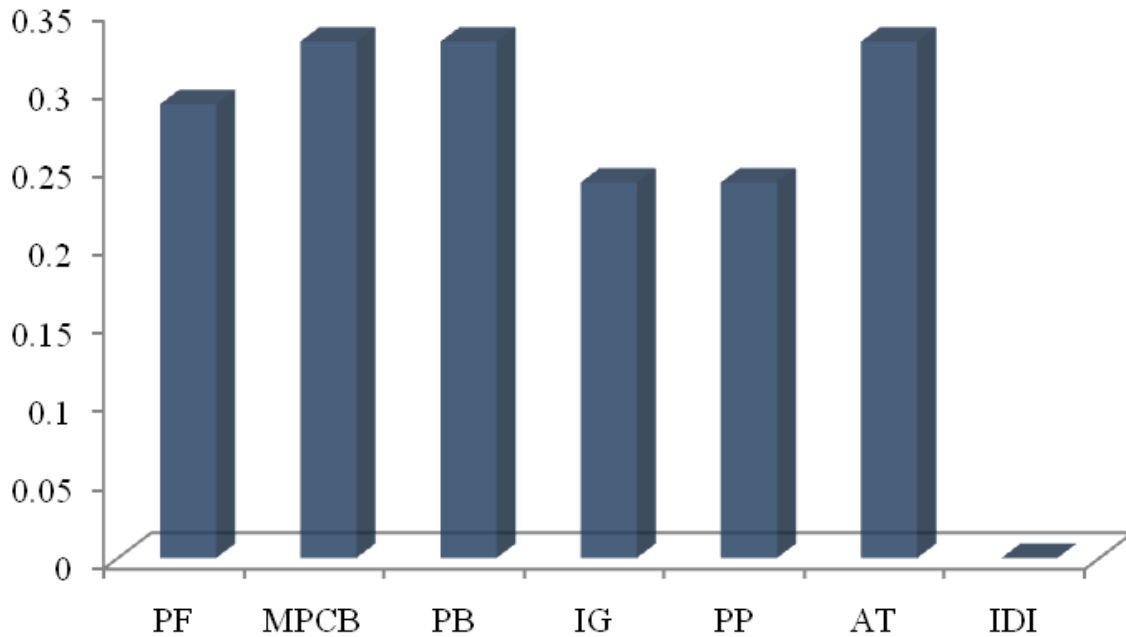
The total score obtained for each sub-theme and the composite index and the respective rate of impact is present in Table 49.

Table 49 *Performance of Parlapally Panchayat, Telangana*

<i>Akbarpur Gram Panchayat</i>	<b>Panchayat Functioning</b>	<b>Management of Personnel and Capacity Building</b>	<b>Planning and Budget Formation</b>	<b>Income Generation</b>	<b>Performance of Panchayats</b>	<b>Accountability &amp; Transparency</b>	<b>Innovative Development Interventions</b>
TOTAL	13	3	8	5	10	11	0
COMPOSITE INDEX	0.29	0.33	0.33	0.24	0.24	0.33	0
RATE OF IMPACT (IN PERCENTAGE)	28.89	33.33	33.33	23.81	23.81	33.33	0

## EVALUATION OF THE INCENTIVIZATION OF PANCHAYATS SCHEME OF MOPR

As per the table, it is clear that the innovative development intervention has got the highest composite index (0.67), accountability and transparency comes next (0.45). Panchayat functioning, Management of personnel and capacity building, planning and budget formation, income generation and performance of panchayats has got 0.36, 0.33, 0.33, 0.38 and 0.31 respectively as the composite index. Figure 1 exhibits the composite index of the evaluated sub units of Akbarpur gram panchayat.



*Figure 41.* Composite index of the performance of the Parlapally Gram Panchayat, Uttar Pradesh

The obtained responses from the panchayat officials shows that the meetings are conducted in a systematic way, with giving prominence to circulating agenda in advance, and recording minutes. Important decisions were taken by detailed discussions and vote by conducting meetings which pointed out the democratic nature of the panchayat. The panchayat gives importance to capacity building. The above-mentioned panchayats give attention to sending their representatives and functionaries for training programmes.

Good functioning of Panchayat relies on careful budget allocation too. Akbarpur panchayat prepares the annual budget, after discussing the plans and gaining suggestions from Gram

## **EVALUATION OF THE INCENTIVIZATION OF PANCHAYATS SCHEME OF MOPR**

Sabhas, farmers, youth, NGOs, etc. That means, the participation of all the sectors of the society is ensured in the annual budget planning. It was found that the panchayat has not prepared the Gender Budget for the Financial year 2018-19 and 2019-20.

To make the budget allocation a success, the panchayat has to generate income through many sources. Akbarpur panchayat is found to be generating income from its own innovative sources apart from tax and voluntary contributions.

The panchayat has almost succeeded in achieving aims of the different schemes implemented by the panchayat, and have utilized the funds for the same effectively. Utilization of fund for various schemes intended for development of SC/ST is found to be least utilized. The panchayat has given much attention to the life-style upliftment of the common people by providing safe drinking water, streetlight, drainage facility, special initiatives, giving education on the social issues currently happening around, etc. for improving the life of marginalized groups. The birth-death cases are found to be registered up-to-date. The panchayat is also focussing on undertaking activities with the cooperation of community based groups.

The panchayat is giving attention for the maintenance of accounts in a proper order as prescribed by the government. The transparency of the panchayat is yet to be improved. The allocation of the funds, expenditure, BPL list, list of pension beneficiaries, and other like matters are to be displayed in the panchayat office and public places so as to make the administration more transparent and trustworthy to the common people.

### **16. HARIDAS NAGAR PANCHAYAT**

The total score obtained for each sub-theme and the composite index and the respective rate of impact is present in Table 50.

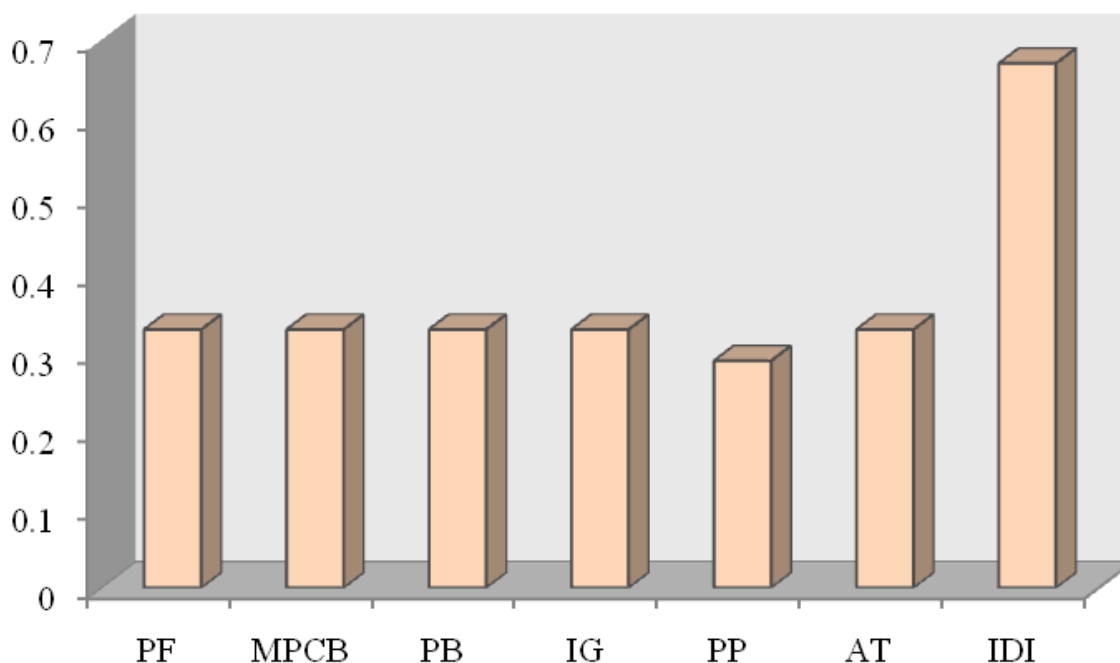
**EVALUATION OF THE INCENTIVIZATION OF PANCHAYATS SCHEME OF MOPR**

Table 50 *Performance of Haridas Nagar Panchayat, Telangana*

<i>Akbarpur Gram Panchayat</i>	<b>Panchayat Functioning</b>	<b>Management of Personnel and Capacity Building</b>	<b>Planning and Budget Formation</b>	<b>Income Generation</b>	<b>Performance of Panchayats</b>	<b>Accountability &amp; Transparency</b>	<b>Innovative Development Interventions</b>
TOTAL	15	3	8	7	12	11	2
COMPOSITE INDEX	0.33	0.33	0.33	0.33	0.29	0.33	0.67
RATE OF IMPACT (IN PERCENTAGE)	33.33	33.33	33.33	33.33	28.57	33.33	66.67

As per the table, it is clear that the innovative development intervention has got the highest composite index (0.67), accountability and transparency comes next (0.45). Panchayat functioning, Management of personnel and capacity building, planning and budget formation, income generation and performance of panchayats has got 0.36, 0.33, 0.33, 0.38 and 0.31 respectively as the composite index. Figure 1 exhibits the composite index of the evaluated sub units of Akbarpur gram panchayat.

## EVALUATION OF THE INCENTIVIZATION OF PANCHAYATS SCHEME OF MOPR



*Figure 42.* Composite index of the performance of the Haridas Nagar Gram Panchayat, Uttar Pradesh

The obtained responses from the panchayat officials shows that the meetings are conducted in a systematic way, with giving prominence to circulating agenda in advance, and recording minutes. Important decisions were taken by detailed discussions and vote by conducting meetings which pointed out the democratic nature of the panchayat. The panchayat gives importance to capacity building. The above-mentioned panchayats give attention to sending their representatives and functionaries for training programmes.

Good functioning of Panchayat relies on careful budget allocation too. Akbarpur panchayat prepares the annual budget, after discussing the plans and gaining suggestions from Gram Sabhas, farmers, youth, NGOs, etc. That means, the participation of all the sectors of the society is ensured in the annual budget planning. It was found that the panchayat has not prepared the Gender Budget for the Financial year 2018-19 and 2019-20.

## **EVALUATION OF THE INCENTIVIZATION OF PANCHAYATS SCHEME OF MOPR**

To make the budget allocation a success, the panchayat has to generate income through many sources. Akbarpur panchayat is found to be generating income from its own innovative sources apart from tax and voluntary contributions.

The panchayat has almost succeeded in achieving aims of the different schemes implemented by the panchayat, and have utilized the funds for the same effectively. Utilization of fund for various schemes intended for development of SC/ST is found to be least utilized. The panchayat has given much attention to the life-style upliftment of the common people by providing safe drinking water, streetlight, drainage facility, special initiatives, giving education on the social issues currently happening around, etc. for improving the life of marginalized groups. The birth-death cases are found to be registered up-to-date. The panchayat is also focussing on undertaking activities with the cooperation of community based groups.

The panchayat is giving attention for the maintenance of accounts in a proper order as prescribed by the government. The transparency of the panchayat is yet to be improved. The allocation of the funds, expenditure, BPL list, list of pension beneficiaries, and other like matters are to be displayed in the panchayat office and public places so as to make the administration more transparent and trustworthy to the common people.

### **17. MOHINIKUNTA GRAM PANCHAYAT**

The total score obtained for each sub-theme and the composite index and the respective rate of impact is present in Table 51.



**EVALUATION OF THE INCENTIVIZATION OF PANCHAYATS SCHEME OF MOPR**

Table 51 Performance of Mohinikunta Gram Panchayat, Telangana

<i>Akbarpur Gram Panchayat</i>	<b>Panchayat Functioning</b>	<b>Management of Personnel and Capacity Building</b>	<b>Planning and Budget Formation</b>	<b>Income Generation</b>	<b>Performance of Panchayats</b>	<b>Accountability &amp; Transparency</b>	<b>Innovative Development Interventions</b>
TOTAL	15	3	8	7	12	11	2
COMPOSITE INDEX	0.33	0.33	0.33	0.33	0.29	0.33	0.67
RATE OF IMPACT (IN PERCENTAGE)	33.33	33.33	33.33	33.33	28.57	33.33	66.67

As per the table, it is clear that the innovative development intervention has got the highest composite index (0.67), accountability and transparency comes next (0.45). Panchayat functioning, Management of personnel and capacity building, planning and budget formation, income generation and performance of panchayats has got 0.36, 0.33, 0.33, 0.38 and 0.31 respectively as the composite index. Figure 1 exhibits the composite index of the evaluated sub units of Akbarpur gram panchayat.

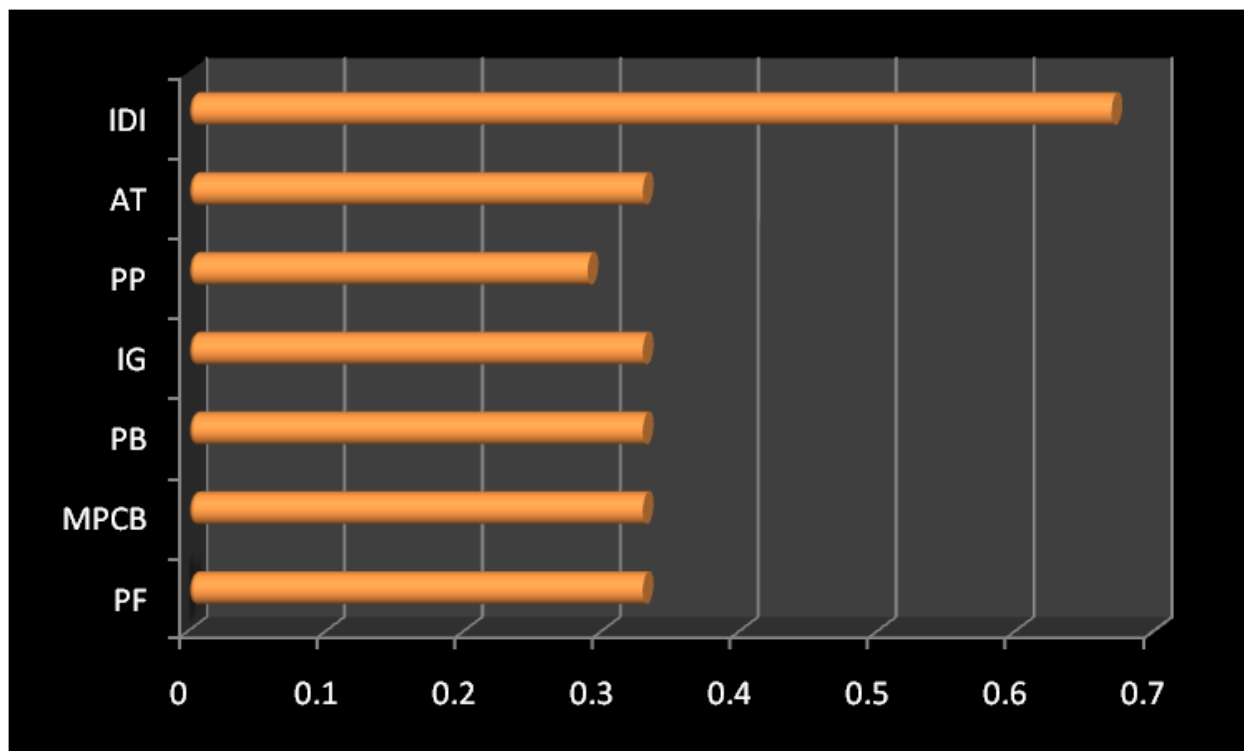


Figure 43. Composite index of the performance of the Mohinikunta Gram Panchayat, Uttar Pradesh

The obtained responses from the panchayat officials shows that the meetings are conducted in a systematic way, with giving prominence to circulating agenda in advance, and recording minutes. Important decisions were taken by detailed discussions and vote by conducting meetings which pointed out the democratic nature of the panchayat. The panchayat gives importance to capacity building. The above-mentioned panchayats give attention to sending their representatives and functionaries for training programmes.

Good functioning of Panchayat relies on careful budget allocation too. Akbarpur panchayat prepares the annual budget, after discussing the plans and gaining suggestions from Gram Sabhas, farmers, youth, NGOs, etc. That means, the participation of all the sectors of the society is ensured in the annual budget planning. It was found that the panchayat has not prepared the Gender Budget for the Financial year 2018-19 and 2019-20.

## **EVALUATION OF THE INCENTIVIZATION OF PANCHAYATS SCHEME OF MOPR**

To make the budget allocation a success, the panchayat has to generate income through many sources. Akbarpur panchayat is found to be generating income from its own innovative sources apart from tax and voluntary contributions.

The panchayat has almost succeeded in achieving aims of the different schemes implemented by the panchayat, and have utilized the funds for the same effectively. Utilization of fund for various schemes intended for development of SC/ST is found to be least utilized. The panchayat has given much attention to the life-style upliftment of the common people by providing safe drinking water, streetlight, drainage facility, special initiatives, giving education on the social issues currently happening around, etc. for improving the life of marginalized groups. The birth-death cases are found to be registered up-to-date. The panchayat is also focussing on undertaking activities with the cooperation of community based groups.

The panchayat is giving attention for the maintenance of accounts in a proper order as prescribed by the government. The transparency of the panchayat is yet to be improved. The allocation of the funds, expenditure, BPL list, list of pension beneficiaries, and other like matters are to be displayed in the panchayat office and public places so as to make the administration more transparent and trustworthy to the common people.

### **NON-AWARD WINNING PANCHAYAT**

#### **1. NUSTULAPUR GRAM PANCHAYAT**

The total score obtained for each sub-theme and the composite index and the respective rate of impact is present in Table 52

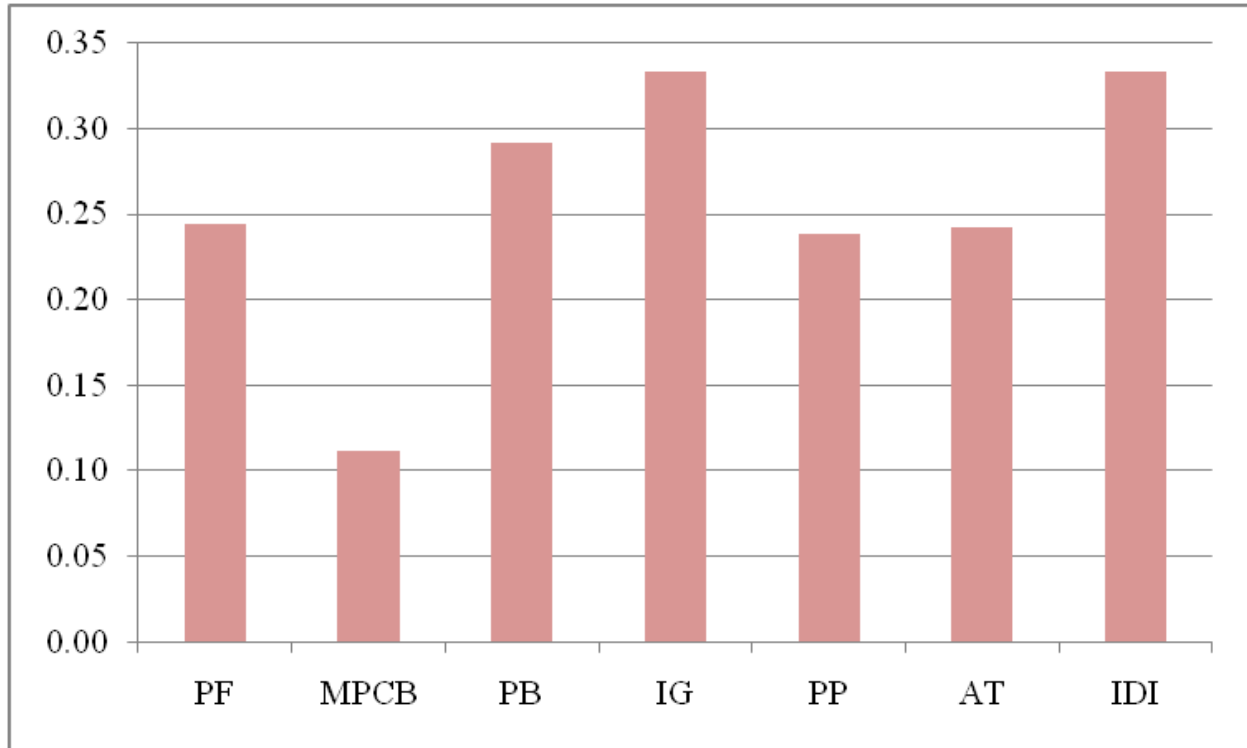
**EVALUATION OF THE INCENTIVIZATION OF PANCHAYATS SCHEME OF MOPR**

Table 52 *Performance of Nustulapur Gram Panchayat, Madhya Pradesh*

<i>Akbarpur Gram Panchayat</i>	<b>Panchayat Functioning</b>	<b>Management of Personnel and Capacity Building</b>	<b>Planning and Budget Formation</b>	<b>Income Generation</b>	<b>Performance of Panchayats</b>	<b>Accountability &amp; Transparency</b>	<b>Innovative Development Interventions</b>
TOTAL	11	1	7	7	10	8	1
COMPOSITE INDEX	0.24	0.11	0.29	0.33	0.24	0.24	0.33
RATE OF IMPACT (IN PERCENTAGE)	24.44	11.11	29.17	33.33	23.81	24.24	33.33

As per the table, it is clear that the innovative development intervention has got the highest composite index (0.67), accountability and transparency comes next (0.45). Panchayat functioning, Management of personnel and capacity building, planning and budget formation, income generation and performance of panchayats has got 0.36, 0.33, 0.33, 0.38 and 0.31 respectively as the composite index. Figure 1 exhibits the composite index of the evaluated sub units of Akbarpur gram panchayat.

## EVALUATION OF THE INCENTIVIZATION OF PANCHAYATS SCHEME OF MOPR



*Figure 44.* Composite index of the performance of the Nustulapur Gram Panchayat, Telengana

The obtained responses from the panchayat officials shows that the meetings are conducted in a systematic way, with giving prominence to circulating agenda in advance, and recording minutes. Important decisions were taken by detailed discussions and vote by conducting meetings which pointed out the democratic nature of the panchayat. The panchayat gives importance to capacity building. The above-mentioned panchayats give attention to sending their representatives and functionaries for training programmes.

Good functioning of Panchayat relies on careful budget allocation too. Akbarpur panchayat prepares the annual budget, after discussing the plans and gaining suggestions from Gram Sabhas, farmers, youth, NGOs, etc. That means, the participation of all the sectors of the society is ensured in the annual budget planning. It was found that the panchayat has not prepared the Gender Budget for the Financial year 2018-19 and 2019-20.

To make the budget allocation a success, the panchayat has to generate income through many sources. Akbarpur panchayat is found to be generating income from its own innovative sources apart from tax and voluntary contributions.

## **EVALUATION OF THE INCENTIVIZATION OF PANCHAYATS SCHEME OF MOPR**

The panchayat has almost succeeded in achieving aims of the different schemes implemented by the panchayat, and have utilized the funds for the same effectively. Utilization of fund for various schemes intended for development of SC/ST is found to be least utilized. The panchayat has given much attention to the life-style upliftment of the common people by providing safe drinking water, streetlight, drainage facility, special initiatives, giving education on the social issues currently happening around, etc. for improving the life of marginalized groups. The birth-death cases are found to be registered up-to-date. The panchayat is also focussing on undertaking activities with the cooperation of community based groups.

The panchayat is giving attention for the maintenance of accounts in a proper order as prescribed by the government. The transparency of the panchayat is yet to be improved. THE allocation of the funds, expenditure, BPL list, list of pension beneficiaries, and other like matters are to be displayed in the panchayat office and public places so as to make the administration more transparent and trustworthy to the common people.

### **STATE OF ASSAM**

#### **Award Winning Panchayats**

The data were collected from 4 award winning panchayats and one non-award winning and the details of the analysis done is discussed further.

#### **1. DIMORIA BLOCK PANCHAYAT**

The total score obtained for each sub-theme and the composite index and the respective rate of impact is present in Table 53

**EVALUATION OF THE INCENTIVIZATION OF PANCHAYATS SCHEME OF MOPR**

Table 53 Performance of Dimoria Block Panchayat, Assam

<i>Dimoria Block</i>	<b>Panchayat Functioning</b>	<b>Management of Personnel and Capacity Building</b>	<b>Planning and Budget Formation</b>	<b>Income Generation</b>	<b>Performance of Panchayats</b>	<b>Accountability &amp; Transparency</b>	<b>Innovative Development Interventions</b>
TOTAL	17	3	8	6	4	11	1
COMPOSITE INDEX	0.38	0.33	0.33	0.29	0.10	0.33	0.33
RATE OF IMPACT (IN PERCENTAGE)	37.78	33.33	33.33	28.57	9.52	33.33	33.33

Table 53 summarizes the composite index and rate of impact of award winning panchayat, Khunti DP. Panchayat Functioning, Management of personnel and capacity building, planning and budget formation, income generation, performance of panchayats. Accountability and transparency, and Innovative Development intervention has got 0.36, 0.33, 0.33, 0.33, 0.24, 0.39 and 0.33 respectively as the composite index. Figure 1 shows a graphical representation of the composite index of the evaluated sub units of Khunti district panchayat.

## EVALUATION OF THE INCENTIVIZATION OF PANCHAYATS SCHEME OF MOPR

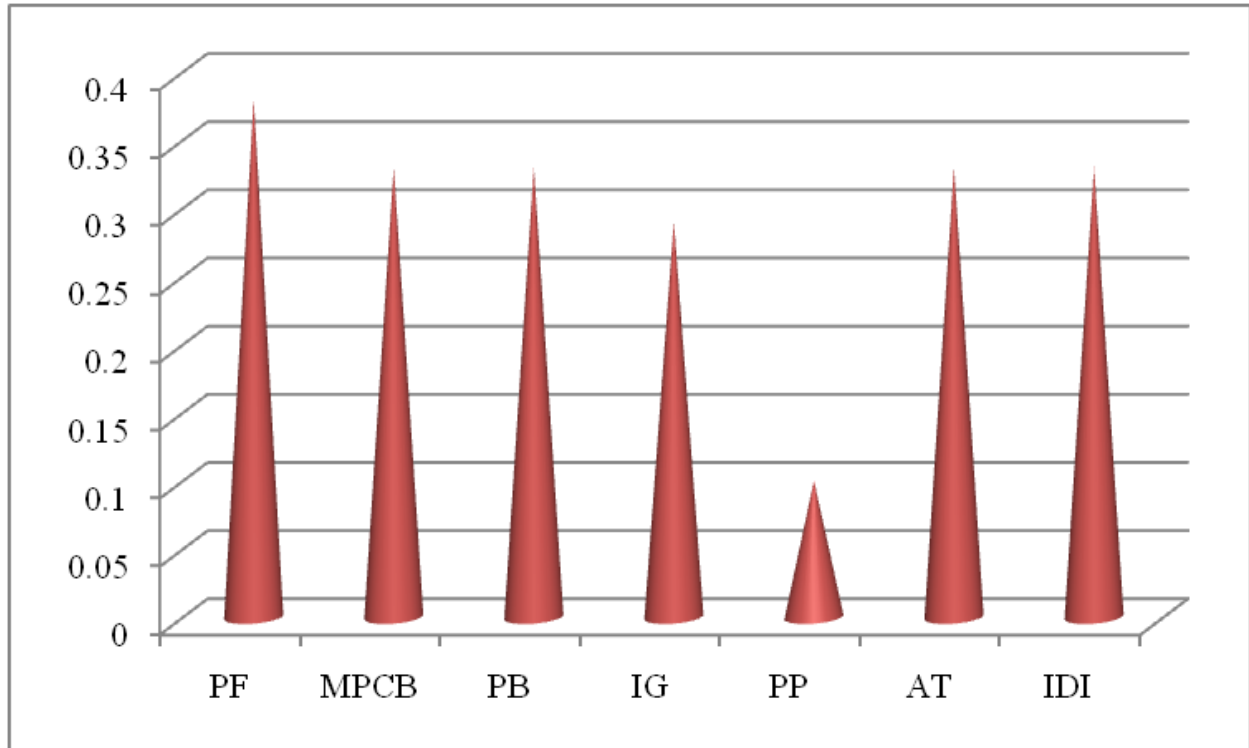


Figure 45. Composite index of the performance of the Dimoria Block Panchayat, Jharkhand

The obtained responses from the panchayat officials shows that the meetings are conducted in a systematic way, with giving prominence to circulating agenda in advance, and recording minutes, but not fully systematic. . Important decisions were taken by detailed discussions and vote by conducting meetings which pointed out the democratic nature of the panchayat. The panchayat gives importance to capacity building. The above-mentioned panchayat gives attention to sending their representatives and functionaries for training programmes. The panchayat has to improve a little bit more in terms of panchayat functioning.

Good functioning of Panchayat relies on careful budget allocation too. Khunti panchayat prepares the annual budget, after discussing the plans and gaining suggestions from Gram Sabhas, farmers, youth, NGOs, etc. That means, the participation of all the sectors of the society is ensured in the annual budget planning. It was found that the panchayat has not prepared the Gender Budget for the Financial year 2018-19 and 2019-20.

For the proper functioning of panchayats, the panchayat should give attention to raising the funds or increasing the income of the panchayat. Finding various sources of its own should be more



## **EVALUATION OF THE INCENTIVIZATION OF PANCHAYATS SCHEME OF MOPR**

fruitful. It is found that Khunti Panchayat does not generate any income from voluntary contributions in the form of labor or cash. The main source of income is tax, like any other panchayats.

The panchayat has succeeded in achieving aims of the different schemes implemented by the panchayat, and have utilized the funds for the same effectively. Utilization of funds for various schemes intended for development of SC/ST is found to be least utilized. The panchayat has given much attention to the life-style upliftment of the common people by providing safe drinking water, streetlight, drainage facility, giving education on the social issues currently happening around, etc. for improving the life of marginalized groups. The birth-death cases are found to be registered up-to-date. The panchayat is also focussing on undertaking activities with the cooperation of community based groups. The panchayat has not taken any initiative for the upliftment of the women. They have marked no innovative programme or plan framed for the upliftment of the inhabitants of that panchayat.

Proper maintenance of the accounts is done by Khunti panchayat to a moderate extent. The works under RTI Act are found to be done in a good way. BPL list, list of pension beneficiaries, and other like matters are not found to be displayed in the panchayat office or public places, which has to be done so as to make the administration more transparent and trustworthy to the common people. Innovative interventions programmes should be made more to bring better development in the panchayat.

### **2. NARTAP GRAM PANCHAYAT**

The total score obtained for each sub-theme and the composite index and the respective rate of impact is present in Table 54.

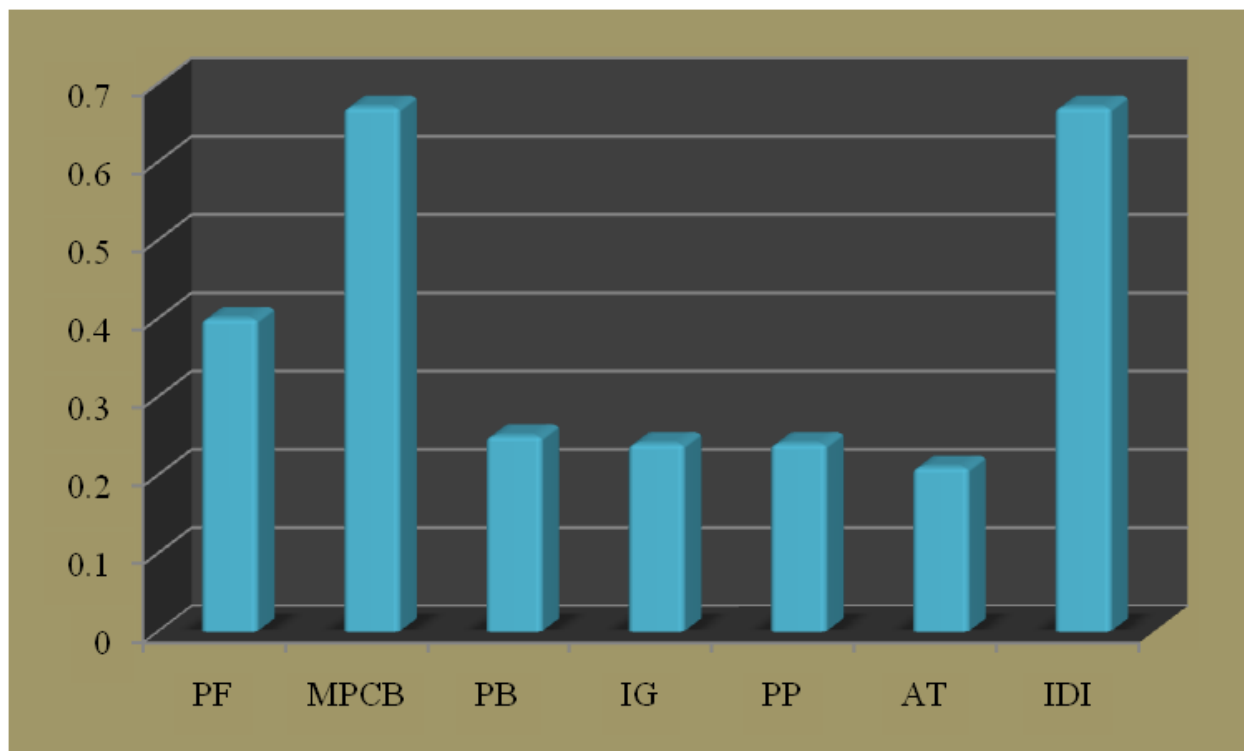
**EVALUATION OF THE INCENTIVIZATION OF PANCHAYATS SCHEME OF MOPR**

Table 54 *Performance of Nartap Gram Panchayat, Assam*

<i>Nartap Gram Panchayat</i>	<b>Panchayat Functioning</b>	<b>Management of Personnel and Capacity Building</b>	<b>Planning and Budget Formation</b>	<b>Income Generation</b>	<b>Performance of Panchayats</b>	<b>Accountability &amp; Transparency</b>	<b>Innovative Development Interventions</b>
TOTAL	18	6	6.00	5	10	7	2
COMPOSITE INDEX	0.40	0.67	0.25	0.24	0.24	0.21	0.67
RATE OF IMPACT (IN PERCENTAGE)	40.00	66.67	25.00	23.81	23.81	21.21	66.67

Table 54 summarizes the composite index and rate of impact of award winning panchayat, Khunti DP. Panchayat Functioning, Management of personnel and capacity building, planning and budget formation, income generation, performance of panchayats. Accountability and transparency, and Innovative Development intervention has got 0.36, 0.33, 0.33, 0.33, 0.24, 0.39 and 0.33 respectively as the composite index. Figure 1 shows a graphical representation of the composite index of the evaluated sub units of Khunti district panchayat.

## EVALUATION OF THE INCENTIVIZATION OF PANCHAYATS SCHEME OF MOPR



*Figure 46.* Composite index of the performance of the Nartap Gram Panchayat, Assam

The obtained responses from the panchayat officials shows that the meetings are conducted in a systematic way, with giving prominence to circulating agenda in advance, and recording minutes, but not fully systematic. . Important decisions were taken by detailed discussions and vote by conducting meetings which pointed out the democratic nature of the panchayat. The panchayat gives importance to capacity building. The above-mentioned panchayat gives attention to sending their representatives and functionaries for training programmes. The panchayat has to improve a little bit more in terms of panchayat functioning.

Good functioning of Panchayat relies on careful budget allocation too. Khunti panchayat prepares the annual budget, after discussing the plans and gaining suggestions from Gram Sabhas, farmers, youth, NGOs, etc. That means, the participation of all the sectors of the society is ensured in the annual budget planning. It was found that the panchayat has not prepared the Gender Budget for the Financial year 2018-19 and 2019-20.

For the proper functioning of panchayats, the panchayat should give attention to raising the funds or increasing the income of the panchayat. Finding various sources of its own should be more

## **EVALUATION OF THE INCENTIVIZATION OF PANCHAYATS SCHEME OF MOPR**

fruitful. It is found that Khunti Panchayat does not generate any income from voluntary contributions in the form of labor or cash. The main source of income is tax, like any other panchayats.

The panchayat has succeeded in achieving aims of the different schemes implemented by the panchayat, and have utilized the funds for the same effectively. Utilization of funds for various schemes intended for development of SC/ST is found to be least utilized. The panchayat has given much attention to the life-style upliftment of the common people by providing safe drinking water, streetlight, drainage facility, giving education on the social issues currently happening around, etc. for improving the life of marginalized groups. The birth-death cases are found to be registered up-to-date. The panchayat is also focussing on undertaking activities with the cooperation of community based groups. The panchayat has not taken any initiative for the upliftment of the women. They have marked no innovative programme or plan framed for the upliftment of the inhabitants of that panchayat.

Proper maintenance of the accounts is done by Khunti panchayat to a moderate extent. The works under RTI Act are found to be done in a good way. BPL list, list of pension beneficiaries, and other like matters are not found to be displayed in the panchayat office or public places, which has to be done so as to make the administration more transparent and trustworthy to the common people. Innovative interventions programmes should be made more to bring better development in the panchayat.

### **3. TETELIA GRAM PANCHAYAT**

The total score obtained for each sub-theme and the composite index and the respective rate of impact is present in Table 55.

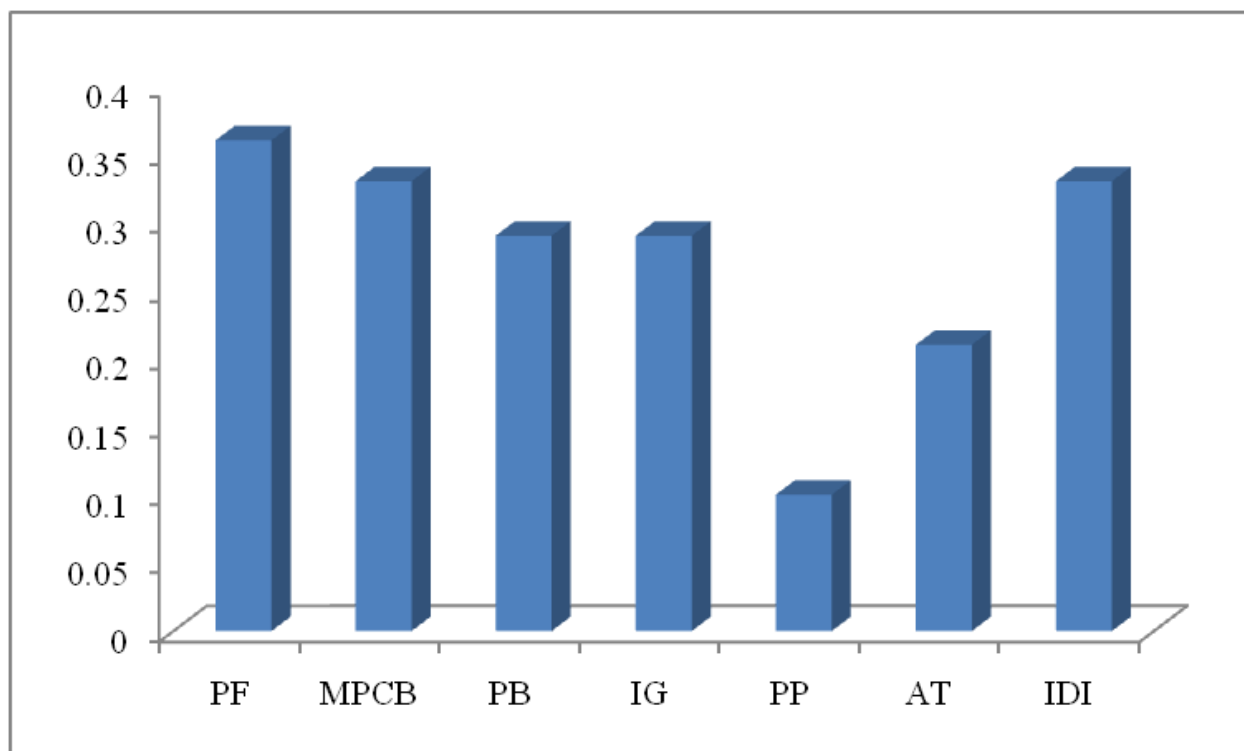
**EVALUATION OF THE INCENTIVIZATION OF PANCHAYATS SCHEME OF MOPR**

Table 55 Performance of Tetelia Gram Panchayat, Assam

<i>Tetelia Gram Panchayat</i>	<b>Panchayat Functioning</b>	<b>Management of Personnel and Capacity Building</b>	<b>Planning and Budget Formation</b>	<b>Income Generation</b>	<b>Performance of Panchayats</b>	<b>Accountability &amp; Transparency</b>	<b>Innovative Development Interventions</b>
TOTAL	16	3	7.00	6	4	7	1
COMPOSITE INDEX	0.36	0.33	0.29	0.29	0.10	0.21	0.33
RATE OF IMPACT (IN PERCENTAGE)	35.56	33.33	29.17	28.57	9.52	21.21	33.33

Table 55 summarizes the composite index and rate of impact of award winning panchayat, Khunti DP. Panchayat Functioning, Management of personnel and capacity building, planning and budget formation, income generation, performance of panchayats. Accountability and transparency, and Innovative Development intervention has got 0.36, 0.33, 0.33, 0.33, 0.24, 0.39 and 0.33 respectively as the composite index. Figure 1 shows a graphical representation of the composite index of the evaluated sub units of Khunti district panchayat.

## EVALUATION OF THE INCENTIVIZATION OF PANCHAYATS SCHEME OF MOPR



*Figure 47.* Composite index of the performance of the Tetelia gram panchayat, Assam

The obtained responses from the panchayat officials shows that the meetings are conducted in a systematic way, with giving prominence to circulating agenda in advance, and recording minutes, but not fully systematic. . Important decisions were taken by detailed discussions and vote by conducting meetings which pointed out the democratic nature of the panchayat. The panchayat gives importance to capacity building. The above-mentioned panchayat gives attention to sending their representatives and functionaries for training programmes. The panchayat has to improve a little bit more in terms of panchayat functioning.

Good functioning of Panchayat relies on careful budget allocation too. Khunti panchayat prepares the annual budget, after discussing the plans and gaining suggestions from Gram Sabhas, farmers, youth, NGOs, etc. That means, the participation of all the sectors of the society is ensured in the annual budget planning. It was found that the panchayat has not prepared the Gender Budget for the Financial year 2018-19 and 2019-20.

For the proper functioning of panchayats, the panchayat should give attention to raising the funds or increasing the income of the panchayat. Finding various sources of its own should be more

## **EVALUATION OF THE INCENTIVIZATION OF PANCHAYATS SCHEME OF MOPR**

fruitful. It is found that Khunti Panchayat does not generate any income from voluntary contributions in the form of labor or cash. The main source of income is tax, like any other panchayats.

The panchayat has succeeded in achieving aims of the different schemes implemented by the panchayat, and have utilized the funds for the same effectively. Utilization of funds for various schemes intended for development of SC/ST is found to be least utilized. The panchayat has given much attention to the life-style upliftment of the common people by providing safe drinking water, streetlight, drainage facility, giving education on the social issues currently happening around, etc. for improving the life of marginalized groups. The birth-death cases are found to be registered up-to-date. The panchayat is also focussing on undertaking activities with the cooperation of community based groups. The panchayat has not taken any initiative for the upliftment of the women. They have marked no innovative programme or plan framed for the upliftment of the inhabitants of that panchayat.

Proper maintenance of the accounts is done by Khunti panchayat to a moderate extent. The works under RTI Act are found to be done in a good way. BPL list, list of pension beneficiaries, and other like matters are not found to be displayed in the panchayat office or public places, which has to be done so as to make the administration more transparent and trustworthy to the common people. Innovative interventions programmes should be made more to bring better development in the panchayat.

### **4. KHETRI GRAM PANCHAYAT**

The total score obtained for each sub-theme and the composite index and the respective rate of impact is present in Table 56.

**EVALUATION OF THE INCENTIVIZATION OF PANCHAYATS SCHEME OF MOPR**

Table 56 *Performance of Khetri Gram Panchayat, Assam*

<i>Khetri</i>	<b>Panchayat Functioning</b>	<b>Management of Personnel and Capacity Building</b>	<b>Planning and Budget Formation</b>	<b>Income Generation</b>	<b>Performance of Panchayats</b>	<b>Accountability &amp; Transparency</b>	<b>Innovative Development Interventions</b>
TOTAL	15	3	7.00	5	4	7	1
COMPOSITE INDEX	0.33	0.33	0.29	0.24	0.10	0.21	0.33
RATE OF IMPACT (IN PERCENTAGE)	33.33	33.33	29.17	23.81	9.52	21.21	33.33

Table 56 summarizes the composite index and rate of impact of award winning panchayat, Khunti DP. Panchayat Functioning, Management of personnel and capacity building, planning and budget formation, income generation, performance of panchayats. Accountability and transparency, and Innovative Development intervention has got 0.36, 0.33, 0.33, 0.33, 0.24, 0.39 and 0.33 respectively as the composite index. Figure 1 shows a graphical representation of the composite index of the evaluated sub units of Khunti district panchayat.



## EVALUATION OF THE INCENTIVIZATION OF PANCHAYATS SCHEME OF MOPR

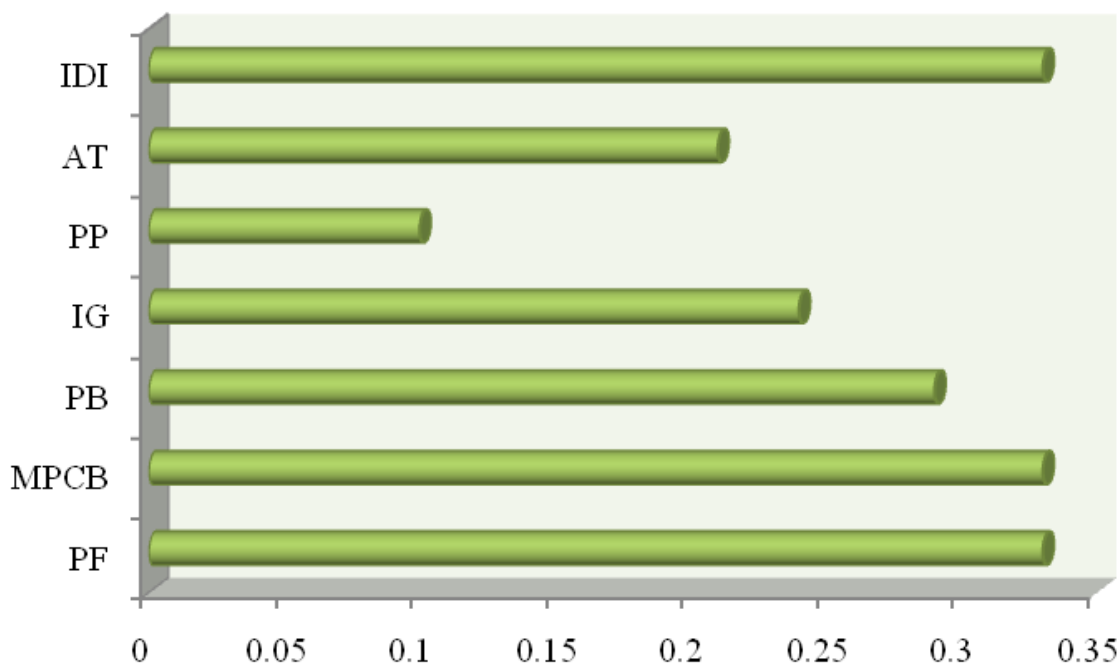


Figure 48. Composite index of the performance of the Khetri Gram Panchayat, Assam

The obtained responses from the panchayat officials shows that the meetings are conducted in a systematic way, with giving prominence to circulating agenda in advance, and recording minutes, but not fully systematic. . Important decisions were taken by detailed discussions and vote by conducting meetings which pointed out the democratic nature of the panchayat. The panchayat gives importance to capacity building. The above-mentioned panchayat gives attention to sending their representatives and functionaries for training programmes. The panchayat has to improve a little bit more in terms of panchayat functioning.

Good functioning of Panchayat relies on careful budget allocation too. Khunti panchayat prepares the annual budget, after discussing the plans and gaining suggestions from Gram Sabhas, farmers, youth, NGOs, etc. That means, the participation of all the sectors of the society is ensured in the annual budget planning. It was found that the panchayat has not prepared the Gender Budget for the Financial year 2018-19 and 2019-20.

For the proper functioning of panchayats, the panchayat should give attention to raising the funds or increasing the income of the panchayat. Finding various sources of its own should be more

## **EVALUATION OF THE INCENTIVIZATION OF PANCHAYATS SCHEME OF MOPR**

fruitful. It is found that Khunti Panchayat does not generate any income from voluntary contributions in the form of labor or cash. The main source of income is tax, like any other panchayats.

The panchayat has succeeded in achieving aims of the different schemes implemented by the panchayat, and have utilized the funds for the same effectively. Utilization of funds for various schemes intended for development of SC/ST is found to be least utilized. The panchayat has given much attention to the life-style upliftment of the common people by providing safe drinking water, streetlight, drainage facility, giving education on the social issues currently happening around, etc. for improving the life of marginalized groups. The birth-death cases are found to be registered up-to-date. The panchayat is also focussing on undertaking activities with the cooperation of community based groups. The panchayat has not taken any initiative for the upliftment of the women. They have marked no innovative programme or plan framed for the upliftment of the inhabitants of that panchayat.

Proper maintenance of the accounts is done by Khunti panchayat to a moderate extent. The works under RTI Act are found to be done in a good way. BPL list, list of pension beneficiaries, and other like matters are not found to be displayed in the panchayat office or public places, which has to be done so as to make the administration more transparent and trustworthy to the common people. Innovative interventions programmes should be made more to bring better development in the panchayat.

### **NON-AWARD WINNING PANCHAYAT**

#### **1. MAZARGRAM GRAM PANCHAYAT**

The total score obtained for each sub-theme and the composite index and the respective rate of impact is present in Table 57.

**EVALUATION OF THE INCENTIVIZATION OF PANCHAYATS SCHEME OF MOPR**

*Table 57 Performance of Mazargram Gram Panchayat, Assam*

<i>Mazargram Gram Panchayat</i>	<b>Panchayat Functioning</b>	<b>Management of Personnel and Capacity Building</b>	<b>Planning and Budget Formation</b>	<b>Income Generation</b>	<b>Performance of Panchayats</b>	<b>Accountability &amp; Transparency</b>	<b>Innovative Development Interventions</b>
TOTAL	18	3.00	8	3.00	8.00	8.00	1
COMPOSITE INDEX	0.40	0.33	0.33	0.14	0.19	0.24	0.33
RATE OF IMPACT (IN PERCENTAGE)	40.00	33.33	33.33	14.29	19.05	24.24	33.33

Table 57 summarizes the composite index and rate of impact of award winning panchayat, Khunti DP. Panchayat Functioning, Management of personnel and capacity building, planning and budget formation, income generation, performance of panchayats. Accountability and transparency, and Innovative Development intervention has got 0.36, 0.33, 0.33, 0.33, 0.24, 0.39 and 0.33 respectively as the composite index. Figure 1 shows a graphical representation of the composite index of the evaluated sub units of Khunti district panchayat.

## EVALUATION OF THE INCENTIVIZATION OF PANCHAYATS SCHEME OF MOPR

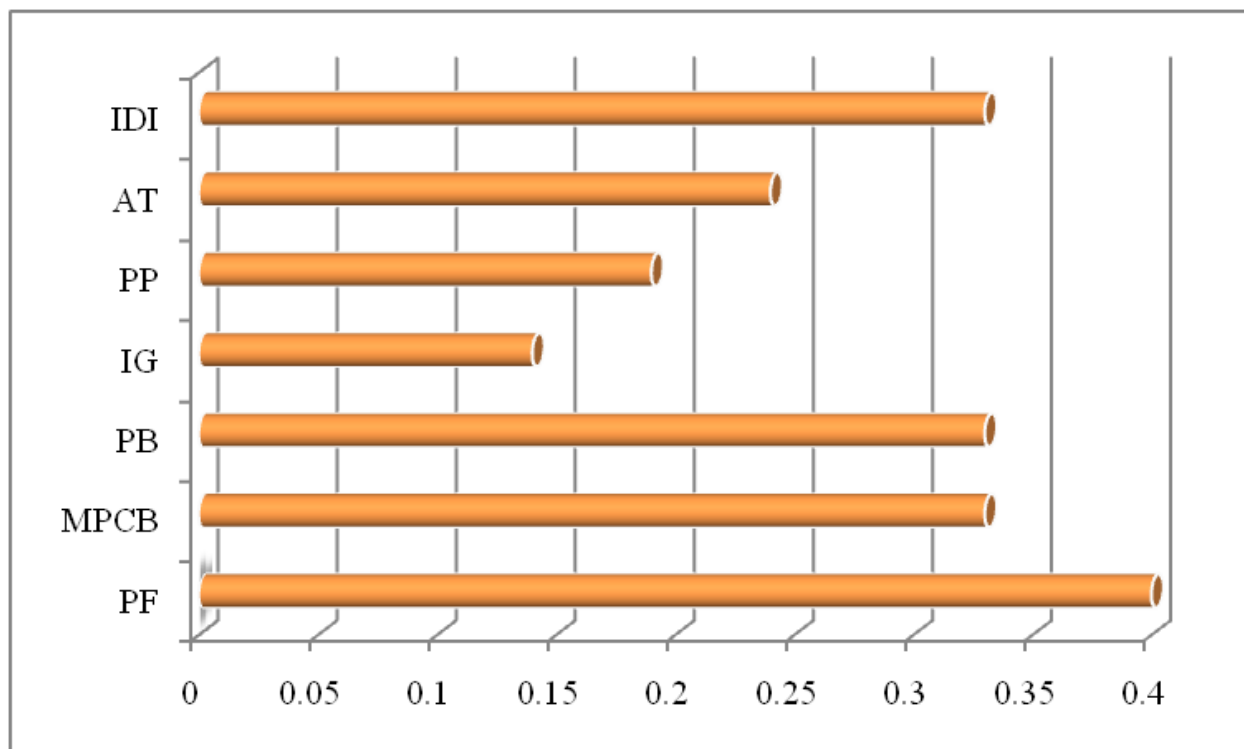


Figure 49. Composite index of the performance of the Mazargram Gram Panchayat, Assam

The obtained responses from the panchayat officials shows that the meetings are conducted in a systematic way, with giving prominence to circulating agenda in advance, and recording minutes, but not fully systematic. . Important decisions were taken by detailed discussions and vote by conducting meetings which pointed out the democratic nature of the panchayat. The panchayat gives importance to capacity building. The above-mentioned panchayat gives attention to sending their representatives and functionaries for training programmes. The panchayat has to improve a little bit more in terms of panchayat functioning.

Good functioning of Panchayat relies on careful budget allocation too. Khunti panchayat prepares the annual budget, after discussing the plans and gaining suggestions from Gram Sabhas, farmers, youth, NGOs, etc. That means, the participation of all the sectors of the society is ensured in the annual budget planning. It was found that the panchayat has not prepared the Gender Budget for the Financial year 2018-19 and 2019-20.

For the proper functioning of panchayats, the panchayat should give attention to raising the funds or increasing the income of the panchayat. Finding various sources of its own should be more

## **EVALUATION OF THE INCENTIVIZATION OF PANCHAYATS SCHEME OF MOPR**

fruitful. It is found that Khunti Panchayat does not generate any income from voluntary contributions in the form of labor or cash. The main source of income is tax, like any other panchayats.

The panchayat has succeeded in achieving aims of the different schemes implemented by the panchayat, and have utilized the funds for the same effectively. Utilization of funds for various schemes intended for development of SC/ST is found to be least utilized. The panchayat has given much attention to the life-style upliftment of the common people by providing safe drinking water, streetlight, drainage facility, giving education on the social issues currently happening around, etc. for improving the life of marginalized groups. The birth-death cases are found to be registered up-to-date. The panchayat is also focussing on undertaking activities with the cooperation of community based groups. The panchayat has not taken any initiative for the upliftment of the women. They have marked no innovative programme or plan framed for the upliftment of the inhabitants of that panchayat.

Proper maintenance of the accounts is done by Khunti panchayat to a moderate extent. The works under RTI Act are found to be done in a good way. BPL list, list of pension beneficiaries, and other like matters are not found to be displayed in the panchayat office or public places, which has to be done so as to make the administration more transparent and trustworthy to the common people. Innovative interventions programmes should be made more to bring better development in the panchayat.

## **STATE OF KARNATAKA**

### **Award Winning Panchayats**

The data were collected from 5 award winning panchayats and 2 non-award winning panchayats and the details of the analysis done is discussed further.

#### **1. DAKSHINA KANNADA DISTRICT PANCHAYAT**

The total score obtained for each sub-theme and the composite index and the respective rate of impact is present in Table 58.

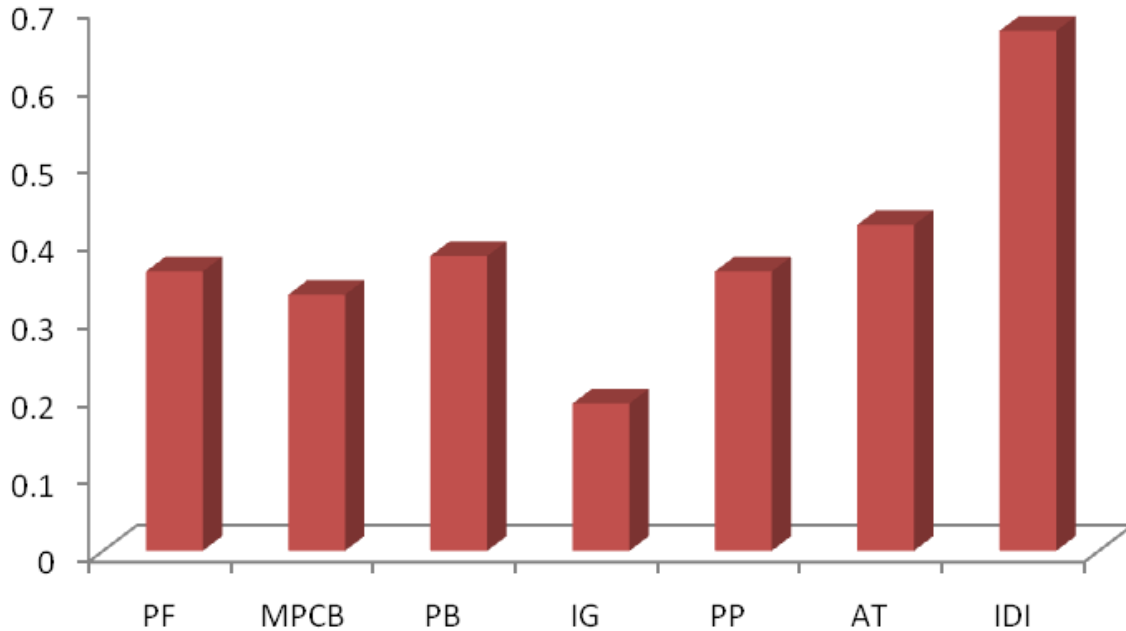
**EVALUATION OF THE INCENTIVIZATION OF PANCHAYATS SCHEME OF MOPR**

Table 58 Performance of Dakshina Kannada District Panchayat, Karnataka

<i>Dakshina Kannada District Panchayat</i>	<b>Panchayat Functioning</b>	<b>Managem ent of Personnel and Capacity Building</b>	<b>Planning and Budget Formation</b>	<b>Income Generation</b>	<b>Performan ce of Panchayats</b>	<b>Accountabi lity &amp; Transpare ncy</b>	<b>Innovativ e Developm ent Interventi ons</b>
TOTAL	16	3	9	4	15	14	2
COMPOSITE INDEX	0.36	0.33	0.38	0.19	0.36	0.42	0.67
RATE OF IMPACT (IN PERCENTAGE)	35.56	33.33	37.50	19.05	35.71	42.42	66.67

Table 58 summarizes the composite index and rate of impact of award winning panchayat, Khunti DP. Panchayat Functioning, Management of personnel and capacity building, planning and budget formation, income generation, performance of panchayats. Accountability and transparency, and Innovative Development intervention has got 0.36, 0.33, 0.33, 0.33, 0.24, 0.39 and 0.33 respectively as the composite index. Figure 1 shows a graphical representation of the composite index of the evaluated sub units of Khunti district panchayat.

## EVALUATION OF THE INCENTIVIZATION OF PANCHAYATS SCHEME OF MOPR



*Figure 50.* Composite index of the performance of the Dakshina Kannada District Panchayat, Karnataka

The obtained responses from the panchayat officials shows that the meetings are conducted in a systematic way, with giving prominence to circulating agenda in advance, and recording minutes, but not fully systematic. . Important decisions were taken by detailed discussions and vote by conducting meetings which pointed out the democratic nature of the panchayat. The panchayat gives importance to capacity building. The above-mentioned panchayat gives attention to sending their representatives and functionaries for training programmes. The panchayat has to improve a little bit more in terms of panchayat functioning.

Good functioning of Panchayat relies on careful budget allocation too. Khunti panchayat prepares the annual budget, after discussing the plans and gaining suggestions from Gram Sabhas, farmers, youth, NGOs, etc. That means, the participation of all the sectors of the society is ensured in the annual budget planning. It was found that the panchayat has not prepared the Gender Budget for the Financial year 2018-19 and 2019-20.

## **EVALUATION OF THE INCENTIVIZATION OF PANCHAYATS SCHEME OF MOPR**

For the proper functioning of panchayats, the panchayat should give attention to raising the funds or increasing the income of the panchayat. Finding various sources of its own should be more fruitful. It is found that Khunti Panchayat does not generate any income from voluntary contributions in the form of labor or cash. The main source of income is tax, like any other panchayats.

The panchayat has succeeded in achieving aims of the different schemes implemented by the panchayat, and have utilized the funds for the same effectively. Utilization of funds for various schemes intended for development of SC/ST is found to be least utilized. The panchayat has given much attention to the life-style upliftment of the common people by providing safe drinking water, streetlight, drainage facility, giving education on the social issues currently happening around, etc. for improving the life of marginalized groups. The birth-death cases are found to be registered up-to-date. The panchayat is also focussing on undertaking activities with the cooperation of community based groups. The panchayat has not taken any initiative for the upliftment of the women. They have marked no innovative programme or plan framed for the upliftment of the inhabitants of that panchayat.

Proper maintenance of the accounts is done by Khunti panchayat to a moderate extent. The works under RTI Act are found to be done in a good way. BPL list, list of pension beneficiaries, and other like matters are not found to be displayed in the panchayat office or public places, which has to be done so as to make the administration more transparent and trustworthy to the common people. Innovative interventions programmes should be made more to bring better development in the panchayat.

### **2. SULLIA BLOCK PANCHAYAT**

The total score obtained for each sub-theme and the composite index and the respective rate of impact is present in Table 59.



**EVALUATION OF THE INCENTIVIZATION OF PANCHAYATS SCHEME OF MOPR**

Table 59 Performance of Sullia Block Panchayat, Karnataka

<i>Sullia Block Panchayat</i>	<b>Panchayat Functioning</b>	<b>Management of Personnel and Capacity Building</b>	<b>Planning and Budget Formation</b>	<b>Income Generation</b>	<b>Performance of Panchayats</b>	<b>Accountability &amp; Transparency</b>	<b>Innovative Development Interventions</b>
TOTAL	15	3	8	5	14	13	1
COMPOSITE INDEX	0.33	0.33	0.33	0.24	0.33	0.39	0.33
RATE OF IMPACT (IN PERCENTAGE)	33.33	33.33	33.33	23.81	33.33	39.39	33.33

Table 59 summarizes the composite index and rate of impact of award winning panchayat, Pindarkon GP. Panchayat Functioning, Management of personnel and capacity building, planning and budget formation, income generation, performance of panchayats. Accountability and transparency, and Innovative Development intervention has got 0.53, 0.22, 0.46, 0.33, 0.33, 0.36 and 0.33 respectively as the composite index. Figure 1 shows a graphical illustration of the composite index of the evaluated sub units of Pindarkon gram panchayat.

## EVALUATION OF THE INCENTIVIZATION OF PANCHAYATS SCHEME OF MOPR

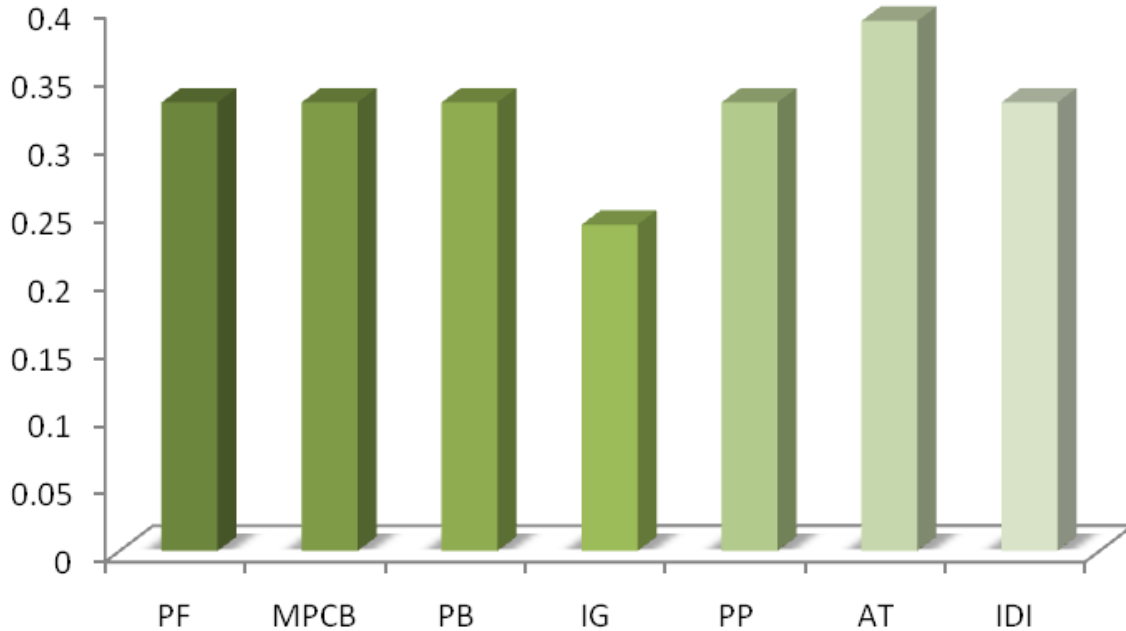


Figure 51. Composite index of the performance of the *Sulla Block Panchayat, Karnataka*

The obtained data shows that the meetings are conducted in a systematic way, with giving prominence to circulating agenda in advance, and recording minutes, but not fully systematic. . Important decisions were taken by detailed discussions and vote by conducting meetings which pointed out the democratic nature of the panchayat. The panchayat gives importance to capacity building. The above-mentioned panchayat gives attention to sending their representatives and functionaries for training programmes. The panchayat has to improve a little bit more in terms of panchayat functioning. It is highly appreciable that the panchayat is very keen on conducting social audits at Grama Sabha level.

Good functioning of Panchayat relies on careful budget allocation too. Pindarkon grama panchayat prepares the annual budget, after discussing the plans and gaining suggestions from Gram Sabhas, farmers, youth, NGOs, etc. That means, the participation of all the sectors of the society is ensured in the annual budget planning. It was found that the panchayat has given attention to preparing the Gender Budget for the Financial year 2018-19 and 2019-20.

## **EVALUATION OF THE INCENTIVIZATION OF PANCHAYATS SCHEME OF MOPR**

For the proper functioning of panchayats, the panchayat should give attention to raising the funds or increasing the income of the panchayat. Finding various sources of its own should be more fruitful. It is found that Pindarkon Grama Panchayat has generated income from voluntary contributions in the form of labour or cash. The main source of income is tax, like any other panchayats.

The panchayat has succeeded in achieving aims of the different schemes implemented by the panchayat, and have utilized the funds for the same effectively. Utilization of funds for various schemes intended for development of SC/ST and women utilized in an appreciable way. The panchayat has given much attention to the life-style upliftment of the common people by providing safe drinking water, streetlight, giving education on the social issues currently happening around, etc. for improving the life of marginalized groups. Attention should be given to the development of good drainage facilities for the inhabitants. The birth-death cases are found to be registered up-to-date. The panchayat is also focussing on undertaking activities with the cooperation of community based groups. They have marked no innovative programme or plan framed for the upliftment of the inhabitants of that panchayat.

Proper maintenance of the accounts is done by Pindarkon Grama panchayat to a moderate extent. The works under RTI Act are found to be done in a good way. , BPL list, list of pension beneficiaries, and other like matters are not found to be displayed in the panchayat office or public places, which has to be done so as to make the administration more transparent and trustworthy to the common people.

### **3. HUNSUR BLOCK PANCHAYAT**

The total score obtained for each sub-theme and the composite index and the respective rate of impact is present in Table 60.

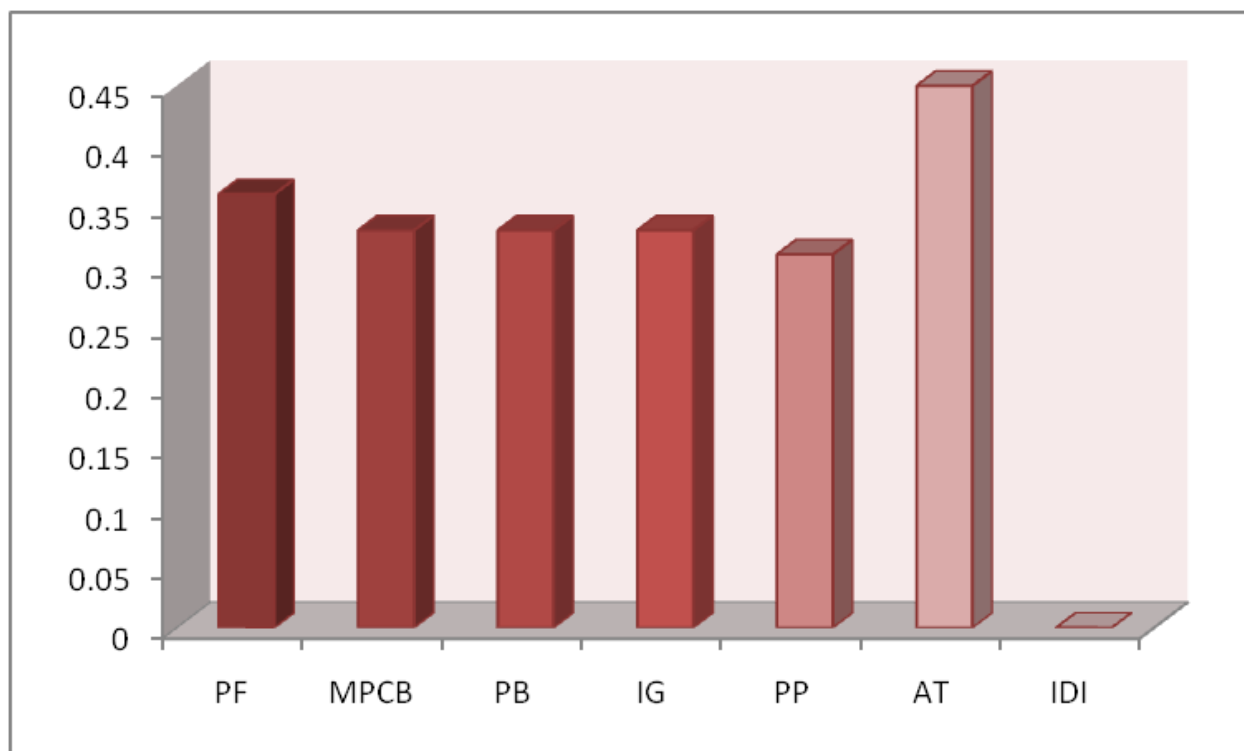
**EVALUATION OF THE INCENTIVIZATION OF PANCHAYATS SCHEME OF MOPR**

Table 60 Performance of Hunsur Block Panchayat, Karnataka

<i>Hunsur Block Panchayat</i>	<b>Panchayat Functioning</b>	<b>Management of Personnel and Capacity Building</b>	<b>Planning and Budget Formation</b>	<b>Income Generation</b>	<b>Performance of Panchayats</b>	<b>Accountability &amp; Transparency</b>	<b>Innovative Development Interventions</b>
TOTAL	16	3	8	7	13	15	0
COMPOSITE INDEX	0.36	0.33	0.33	0.33	0.31	0.45	0.00
RATE OF IMPACT (IN PERCENTAGE)	35.56	33.33	33.33	33.33	30.95	45.45	0.00

Table 60 summarizes the composite index and rate of impact of award winning panchayat, Khunti DP. Panchayat Functioning, Management of personnel and capacity building, planning and budget formation, income generation, performance of panchayats. Accountability and transparency, and Innovative Development intervention has got 0.36, 0.33, 0.33, 0.33, 0.24, 0.39 and 0.33 respectively as the composite index. Figure 1 shows a graphical representation of the composite index of the evaluated sub units of Khunti district panchayat.

## EVALUATION OF THE INCENTIVIZATION OF PANCHAYATS SCHEME OF MOPR



*Figure 52.* Composite index of the performance of the Hunsur Block Panchayat, Karnataka

The obtained responses from the panchayat officials shows that the meetings are conducted in a systematic way, with giving prominence to circulating agenda in advance, and recording minutes, but not fully systematic. . Important decisions were taken by detailed discussions and vote by conducting meetings which pointed out the democratic nature of the panchayat. The panchayat gives importance to capacity building. The above-mentioned panchayat gives attention to sending their representatives and functionaries for training programmes. The panchayat has to improve a little bit more in terms of panchayat functioning.

Good functioning of Panchayat relies on careful budget allocation too. Khunti panchayat prepares the annual budget, after discussing the plans and gaining suggestions from Gram Sabhas, farmers, youth, NGOs, etc. That means, the participation of all the sectors of the society is ensured in the annual budget planning. It was found that the panchayat has not prepared the Gender Budget for the Financial year 2018-19 and 2019-20.

For the proper functioning of panchayats, the panchayat should give attention to raising the funds or increasing the income of the panchayat. Finding various sources of its own should be more

## **EVALUATION OF THE INCENTIVIZATION OF PANCHAYATS SCHEME OF MOPR**

fruitful. It is found that Khunti Panchayat does not generate any income from voluntary contributions in the form of labor or cash. The main source of income is tax, like any other panchayats.

The panchayat has succeeded in achieving aims of the different schemes implemented by the panchayat, and have utilized the funds for the same effectively. Utilization of funds for various schemes intended for development of SC/ST is found to be least utilized. The panchayat has given much attention to the life-style upliftment of the common people by providing safe drinking water, streetlight, drainage facility, giving education on the social issues currently happening around, etc. for improving the life of marginalized groups. The birth-death cases are found to be registered up-to-date. The panchayat is also focussing on undertaking activities with the cooperation of community based groups. The panchayat has not taken any initiative for the upliftment of the women. They have marked no innovative programme or plan framed for the upliftment of the inhabitants of that panchayat.

Proper maintenance of the accounts is done by Khunti panchayat to a moderate extent. The works under RTI Act are found to be done in a good way. BPL list, list of pension beneficiaries, and other like matters are not found to be displayed in the panchayat office or public places, which has to be done so as to make the administration more transparent and trustworthy to the common people. Innovative interventions programmes should be made more to bring better development in the panchayat.

### **4. HUSENPURA GRAM PANCHAYAT**

The total score obtained for each sub-theme and the composite index and the respective rate of impact is present in Table 61.

**EVALUATION OF THE INCENTIVIZATION OF PANCHAYATS SCHEME OF MOPR**

Table 61 *Performance of Husenpura Gram Panchayat, Karnataka*

<i>Husenpura Gram Panchayat</i>	<b>Panchayat Functioning</b>	<b>Management of Personnel and Capacity Building</b>	<b>Planning and Budget Formation</b>	<b>Income Generation</b>	<b>Performance of Panchayats</b>	<b>Accountability &amp; Transparency</b>	<b>Innovative Development Interventions</b>
TOTAL	15	3	8	6	13	14	1
COMPOSITE INDEX	0.33	0.33	0.33	0.29	0.31	0.42	0.33
RATE OF IMPACT (IN PERCENTAGE)	33.33	33.33	33.33	28.57	30.95	42.42	33.33

Table 61 summarizes the composite index and rate of impact of award winning panchayat, Khunti DP. Panchayat Functioning, Management of personnel and capacity building, planning and budget formation, income generation, performance of panchayats. Accountability and transparency, and Innovative Development intervention has got 0.36, 0.33, 0.33, 0.33, 0.24, 0.39 and 0.33 respectively as the composite index. Figure 1 shows a graphical representation of the composite index of the evaluated sub units of Khunti district panchayat.

## EVALUATION OF THE INCENTIVIZATION OF PANCHAYATS SCHEME OF MOPR

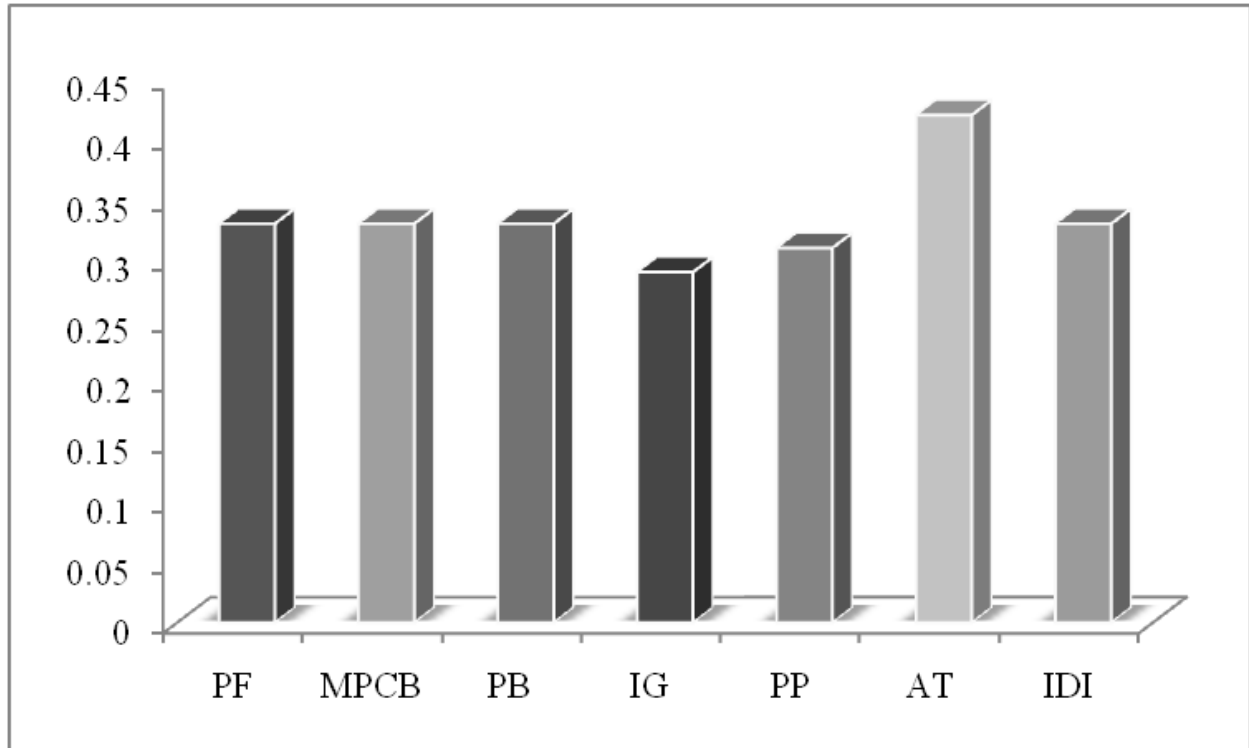


Figure 53. Composite index of the performance of the Husenpura Gram Panchayat, Karnataka

The obtained responses from the panchayat officials shows that the meetings are conducted in a systematic way, with giving prominence to circulating agenda in advance, and recording minutes, but not fully systematic. . Important decisions were taken by detailed discussions and vote by conducting meetings which pointed out the democratic nature of the panchayat. The panchayat gives importance to capacity building. The above-mentioned panchayat gives attention to sending their representatives and functionaries for training programmes. The panchayat has to improve a little bit more in terms of panchayat functioning.

Good functioning of Panchayat relies on careful budget allocation too. Khunti panchayat prepares the annual budget, after discussing the plans and gaining suggestions from Gram Sabhas, farmers, youth, NGOs, etc. That means, the participation of all the sectors of the society is ensured in the annual budget planning. It was found that the panchayat has not prepared the Gender Budget for the Financial year 2018-19 and 2019-20.



## **EVALUATION OF THE INCENTIVIZATION OF PANCHAYATS SCHEME OF MOPR**

For the proper functioning of panchayats, the panchayat should give attention to raising the funds or increasing the income of the panchayat. Finding various sources of its own should be more fruitful. It is found that Khunti Panchayat does not generate any income from voluntary contributions in the form of labor or cash. The main source of income is tax, like any other panchayats.

The panchayat has succeeded in achieving aims of the different schemes implemented by the panchayat, and have utilized the funds for the same effectively. Utilization of funds for various schemes intended for development of SC/ST is found to be least utilized. The panchayat has given much attention to the life-style upliftment of the common people by providing safe drinking water, streetlight, drainage facility, giving education on the social issues currently happening around, etc. for improving the life of marginalized groups. The birth-death cases are found to be registered up-to-date. The panchayat is also focussing on undertaking activities with the cooperation of community based groups. The panchayat has not taken any initiative for the upliftment of the women. They have marked no innovative programme or plan framed for the upliftment of the inhabitants of that panchayat.

Proper maintenance of the accounts is done by Khunti panchayat to a moderate extent. The works under RTI Act are found to be done in a good way. BPL list, list of pension beneficiaries, and other like matters are not found to be displayed in the panchayat office or public places, which has to be done so as to make the administration more transparent and trustworthy to the common people. Innovative interventions programmes should be made more to bring better development in the panchayat.

### **5. KANAKAMAJALU GRAM PANCHAYAT**

The total score obtained for each sub-theme and the composite index and the respective rate of impact is present in Table 62

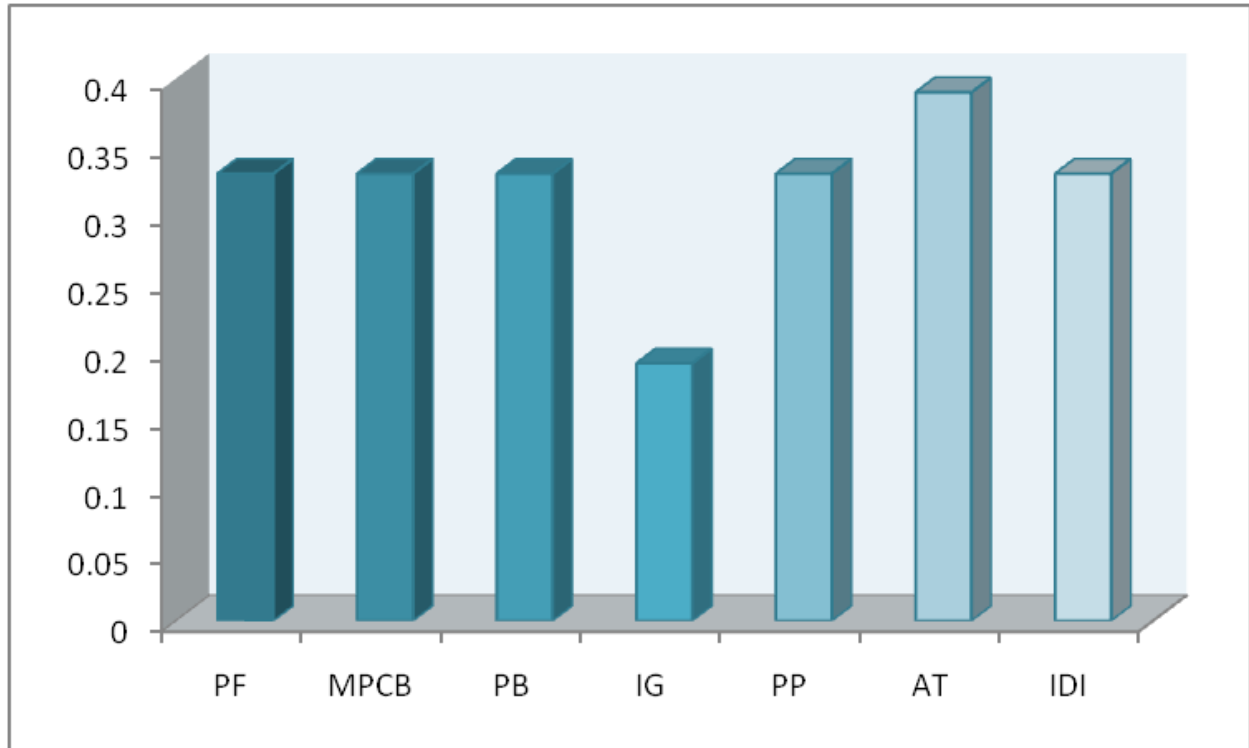
**EVALUATION OF THE INCENTIVIZATION OF PANCHAYATS SCHEME OF MOPR**

Table 62 Performance of Kanakamajalu Gram Panchayat, Karnataka

<i>Kanakamajalu Gram Panchayat</i>	<b>Panchayat Functioning</b>	<b>Management of Personnel and Capacity Building</b>	<b>Planning and Budget Formation</b>	<b>Income Generation</b>	<b>Performance of Panchayats</b>	<b>Accountability &amp; Transparency</b>	<b>Innovative Development Interventions</b>
TOTAL	15	3	8	4	14	13	1
COMPOSITE INDEX	0.33	0.33	0.33	0.19	0.33	0.39	0.33
RATE OF IMPACT (IN PERCENTAGE)	33.33	33.33	33.33	19.05	33.33	39.39	33.33

Table 62 summarizes the composite index and rate of impact of award winning panchayat, Khunti DP. Panchayat Functioning, Management of personnel and capacity building, planning and budget formation, income generation, performance of panchayats. Accountability and transparency, and Innovative Development intervention has got 0.36, 0.33, 0.33, 0.33, 0.24, 0.39 and 0.33 respectively as the composite index. Figure 1 shows a graphical representation of the composite index of the evaluated sub units of Khunti district panchayat.

## EVALUATION OF THE INCENTIVIZATION OF PANCHAYATS SCHEME OF MOPR



*Figure 54.* Composite index of the performance of the Kanakamajalu Gram Panchayat, Karnataka

The obtained responses from the panchayat officials shows that the meetings are conducted in a systematic way, with giving prominence to circulating agenda in advance, and recording minutes, but not fully systematic. . Important decisions were taken by detailed discussions and vote by conducting meetings which pointed out the democratic nature of the panchayat. The panchayat gives importance to capacity building. The above-mentioned panchayat gives attention to sending their representatives and functionaries for training programmes. The panchayat has to improve a little bit more in terms of panchayat functioning.

Good functioning of Panchayat relies on careful budget allocation too. Khunti panchayat prepares the annual budget, after discussing the plans and gaining suggestions from Gram Sabhas, farmers, youth, NGOs, etc. That means, the participation of all the sectors of the society is ensured in the annual budget planning. It was found that the panchayat has not prepared the Gender Budget for the Financial year 2018-19 and 2019-20.

## **EVALUATION OF THE INCENTIVIZATION OF PANCHAYATS SCHEME OF MOPR**

For the proper functioning of panchayats, the panchayat should give attention to raising the funds or increasing the income of the panchayat. Finding various sources of its own should be more fruitful. It is found that Khunti Panchayat does not generate any income from voluntary contributions in the form of labor or cash. The main source of income is tax, like any other panchayats.

The panchayat has succeeded in achieving aims of the different schemes implemented by the panchayat, and have utilized the funds for the same effectively. Utilization of funds for various schemes intended for development of SC/ST is found to be least utilized. The panchayat has given much attention to the life-style upliftment of the common people by providing safe drinking water, streetlight, drainage facility, giving education on the social issues currently happening around, etc. for improving the life of marginalized groups. The birth-death cases are found to be registered up-to-date. The panchayat is also focussing on undertaking activities with the cooperation of community based groups. The panchayat has not taken any initiative for the upliftment of the women. They have marked no innovative programme or plan framed for the upliftment of the inhabitants of that panchayat.

Proper maintenance of the accounts is done by Khunti panchayat to a moderate extent. The works under RTI Act are found to be done in a good way. BPL list, list of pension beneficiaries, and other like matters are not found to be displayed in the panchayat office or public places, which has to be done so as to make the administration more transparent and trustworthy to the common people. Innovative interventions programmes should be made more to bring better development in the panchayat.

### **6. MUNNURU GRAM PANCHAYAT**

The total score obtained for each sub-theme and the composite index and the respective rate of impact is present in Table 63.

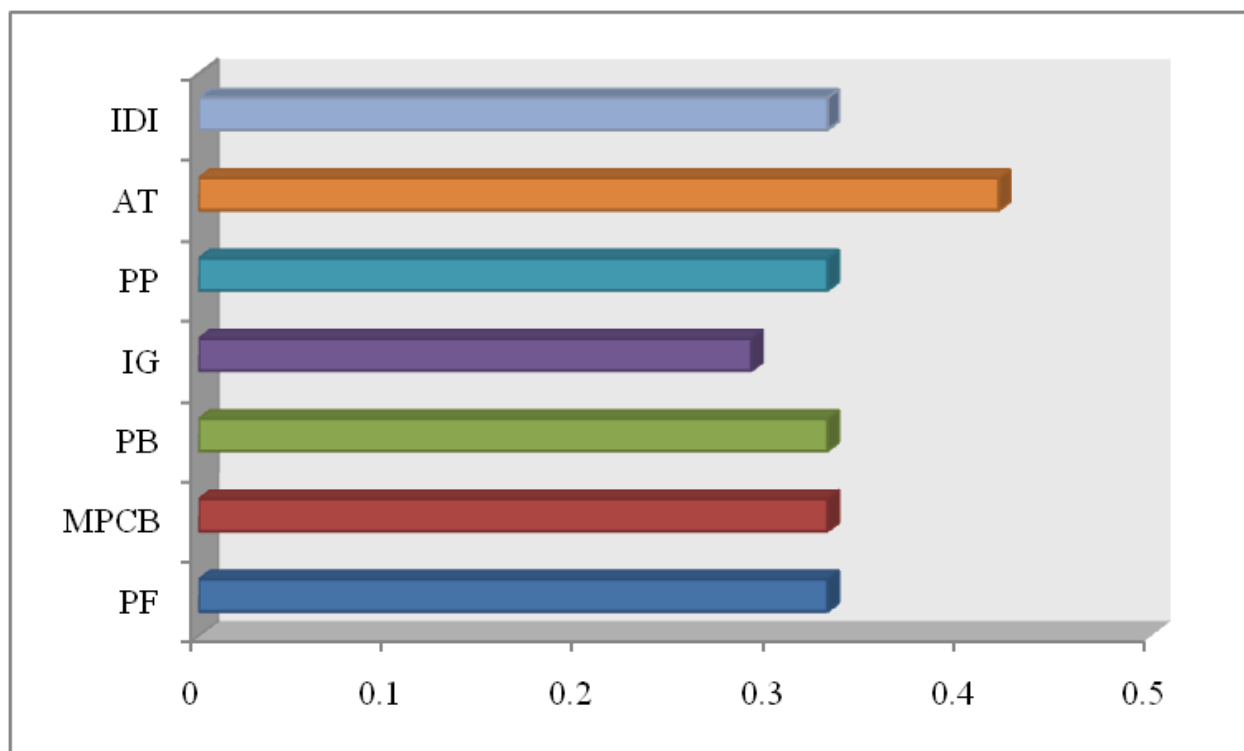
**EVALUATION OF THE INCENTIVIZATION OF PANCHAYATS SCHEME OF MOPR**

Table 63 *Performance of Munnuru Gram Panchayat, Karnataka*

<i>Munnuru Gram Panchayat</i>	<b>Panchayat Functioning</b>	<b>Management of Personnel and Capacity Building</b>	<b>Planning and Budget Formation</b>	<b>Income Generation</b>	<b>Performance of Panchayats</b>	<b>Accountability &amp; Transparency</b>	<b>Innovative Development Interventions</b>
TOTAL	15	3	8	6	14	14	1
COMPOSITE INDEX	0.33	0.33	0.33	0.29	0.33	0.42	0.33
RATE OF IMPACT (IN PERCENTAGE)	33.33	33.33	33.33	28.57	33.33	42.42	33.33

Table 63 summarizes the composite index and rate of impact of award winning panchayat, Khunti DP. Panchayat Functioning, Management of personnel and capacity building, planning and budget formation, income generation, performance of panchayats. Accountability and transparency, and Innovative Development intervention has got 0.36, 0.33, 0.33, 0.33, 0.24, 0.39 and 0.33 respectively as the composite index. Figure 1 shows a graphical representation of the composite index of the evaluated sub units of Khunti district panchayat.

## EVALUATION OF THE INCENTIVIZATION OF PANCHAYATS SCHEME OF MOPR



*Figure 55* Composite index of the performance of the Munnuru Gram Panchayat, Karnataka

The obtained responses from the panchayat officials shows that the meetings are conducted in a systematic way, with giving prominence to circulating agenda in advance, and recording minutes, but not fully systematic. . Important decisions were taken by detailed discussions and vote by conducting meetings which pointed out the democratic nature of the panchayat. The panchayat gives importance to capacity building. The above-mentioned panchayat gives attention to sending their representatives and functionaries for training programmes. The panchayat has to improve a little bit more in terms of panchayat functioning.

Good functioning of Panchayat relies on careful budget allocation too. Khunti panchayat prepares the annual budget, after discussing the plans and gaining suggestions from Gram Sabhas, farmers, youth, NGOs, etc. That means, the participation of all the sectors of the society is ensured in the annual budget planning. It was found that the panchayat has not prepared the Gender Budget for the Financial year 2018-19 and 2019-20.

For the proper functioning of panchayats, the panchayat should give attention to raising the funds or increasing the income of the panchayat. Finding various sources of its own should be more

## **EVALUATION OF THE INCENTIVIZATION OF PANCHAYATS SCHEME OF MOPR**

fruitful. It is found that Khunti Panchayat does not generate any income from voluntary contributions in the form of labor or cash. The main source of income is tax, like any other panchayats.

The panchayat has succeeded in achieving aims of the different schemes implemented by the panchayat, and have utilized the funds for the same effectively. Utilization of funds for various schemes intended for development of SC/ST is found to be least utilized. The panchayat has given much attention to the life-style upliftment of the common people by providing safe drinking water, streetlight, drainage facility, giving education on the social issues currently happening around, etc. for improving the life of marginalized groups. The birth-death cases are found to be registered up-to-date. The panchayat is also focussing on undertaking activities with the cooperation of community based groups. The panchayat has not taken any initiative for the upliftment of the women. They have marked no innovative programme or plan framed for the upliftment of the inhabitants of that panchayat.

Proper maintenance of the accounts is done by Khunti panchayat to a moderate extent. The works under RTI Act are found to be done in a good way. BPL list, list of pension beneficiaries, and other like matters are not found to be displayed in the panchayat office or public places, which has to be done so as to make the administration more transparent and trustworthy to the common people. Innovative interventions programmes should be made more to bring better development in the panchayat.

### **7. KARNAKUPPE GRAM PANCHAYAT**

The total score obtained for each sub-theme and the composite index and the respective rate of impact is present in Table 64.

**EVALUATION OF THE INCENTIVIZATION OF PANCHAYATS SCHEME OF MOPR**

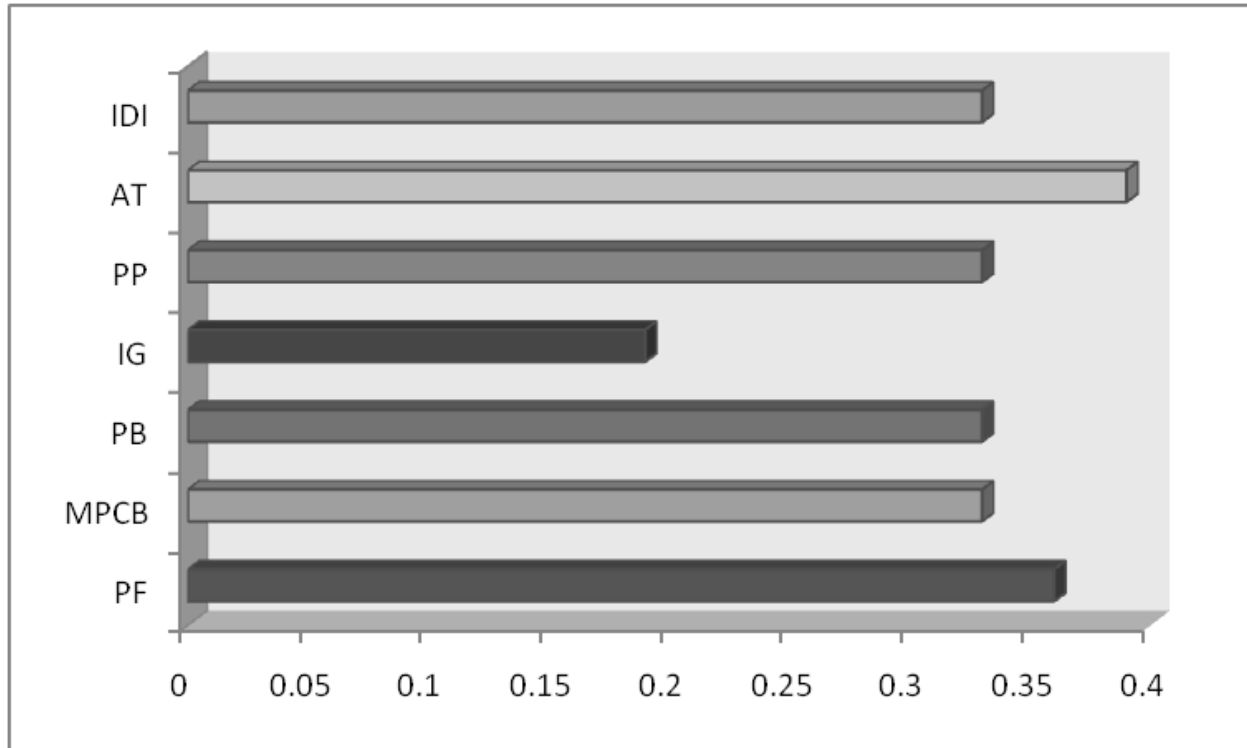
Table 64 *Performance of Karnakuppe Gram Panchayat*

<i>Karnakuppe Gram Panchayat</i>	<b>Panchayat Functioning</b>	<b>Management of Personnel and Capacity Building</b>	<b>Planning and Budget Formation</b>	<b>Income Generation</b>	<b>Performance of Panchayats</b>	<b>Accountability &amp; Transparency</b>	<b>Innovative Development Interventions</b>
TOTAL	16	3	8	4	14	13	1
COMPOSITE INDEX	0.36	0.33	0.33	0.19	0.33	0.39	0.33
RATE OF IMPACT (IN PERCENTAGE)	35.56	33.33	33.33	19.05	33.33	39.39	33.33

Table 64 summarizes the composite index and rate of impact of award winning panchayat, Khunti DP. Panchayat Functioning, Management of personnel and capacity building, planning and budget formation, income generation, performance of panchayats. Accountability and transparency, and Innovative Development intervention has got 0.36, 0.33, 0.33, 0.33, 0.24, 0.39 and 0.33 respectively as the composite index. Figure 1 shows a graphical representation of the composite index of the evaluated sub units of Khunti district panchayat.



## EVALUATION OF THE INCENTIVIZATION OF PANCHAYATS SCHEME OF MOPR



*Figure 56.* Composite index of the performance of the Karunakuppe Gram Panchayat, Karnataka

The obtained responses from the panchayat officials shows that the meetings are conducted in a systematic way, with giving prominence to circulating agenda in advance, and recording minutes, but not fully systematic. . Important decisions were taken by detailed discussions and vote by conducting meetings which pointed out the democratic nature of the panchayat. The panchayat gives importance to capacity building. The above-mentioned panchayat gives attention to sending their representatives and functionaries for training programmes. The panchayat has to improve a little bit more in terms of panchayat functioning.

Good functioning of Panchayat relies on careful budget allocation too. Khunti panchayat prepares the annual budget, after discussing the plans and gaining suggestions from Gram Sabhas, farmers, youth, NGOs, etc. That means, the participation of all the sectors of the society is ensured in the annual budget planning. It was found that the panchayat has not prepared the Gender Budget for the Financial year 2018-19 and 2019-20.

For the proper functioning of panchayats, the panchayat should give attention to raising the funds or increasing the income of the panchayat. Finding various sources of its own should be more

## **EVALUATION OF THE INCENTIVIZATION OF PANCHAYATS SCHEME OF MOPR**

fruitful. It is found that Khunti Panchayat does not generate any income from voluntary contributions in the form of labor or cash. The main source of income is tax, like any other panchayats.

The panchayat has succeeded in achieving aims of the different schemes implemented by the panchayat, and have utilized the funds for the same effectively. Utilization of funds for various schemes intended for development of SC/ST is found to be least utilized. The panchayat has given much attention to the life-style upliftment of the common people by providing safe drinking water, streetlight, drainage facility, giving education on the social issues currently happening around, etc. for improving the life of marginalized groups. The birth-death cases are found to be registered up-to-date. The panchayat is also focussing on undertaking activities with the cooperation of community based groups. The panchayat has not taken any initiative for the upliftment of the women. They have marked no innovative programme or plan framed for the upliftment of the inhabitants of that panchayat.

Proper maintenance of the accounts is done by Khunti panchayat to a moderate extent. The works under RTI Act are found to be done in a good way. BPL list, list of pension beneficiaries, and other like matters are not found to be displayed in the panchayat office or public places, which has to be done so as to make the administration more transparent and trustworthy to the common people. Innovative interventions programmes should be made more to bring better development in the panchayat.

## **NON-AWARD WINNING PANCHAYATS OF KARNATAKA**

### **1. PADUPANAMBURU GRAM PANCHAYAT**

The total score obtained for each sub-theme and the composite index and the respective rate of impact is present in Table 65.

**EVALUATION OF THE INCENTIVIZATION OF PANCHAYATS SCHEME OF MOPR**

Table 65 Performance of Padupanamburu Gram Panchayat, Karnataka

<i>Padupana mburu Gram Panchayat, Karnataka</i>	<b>Panchayat Functionin g</b>	<b>Manageme nt of Personnel and Capacity Building</b>	<b>Planning and Budget Formation</b>	<b>Income Generation</b>	<b>Performan ce of Panchayats</b>	<b>Accountabi lity &amp; Transpare ncy</b>	<b>Innovativ e Developm ent Interventi ons</b>
TOTAL	12	1	8	6	11	9	1
COMPOSI TE INDEX	0.27	0.11	0.33	0.29	0.26	0.27	0.33
RATE OF IMPACT (IN PERCENT AGE)	26.67	11.11	33.33	28.57	26.19	27.27	33.33

Table 65 summarizes the composite index and rate of impact of award winning panchayat, Khunti DP. Panchayat Functioning, Management of personnel and capacity building, planning and budget formation, income generation, performance of panchayats. Accountability and transparency, and Innovative Development intervention has got 0.36, 0.33, 0.33, 0.33, 0.24, 0.39 and 0.33 respectively as the composite index. Figure 1 shows a graphical representation of the composite index of the evaluated sub units of Khunti district panchayat.

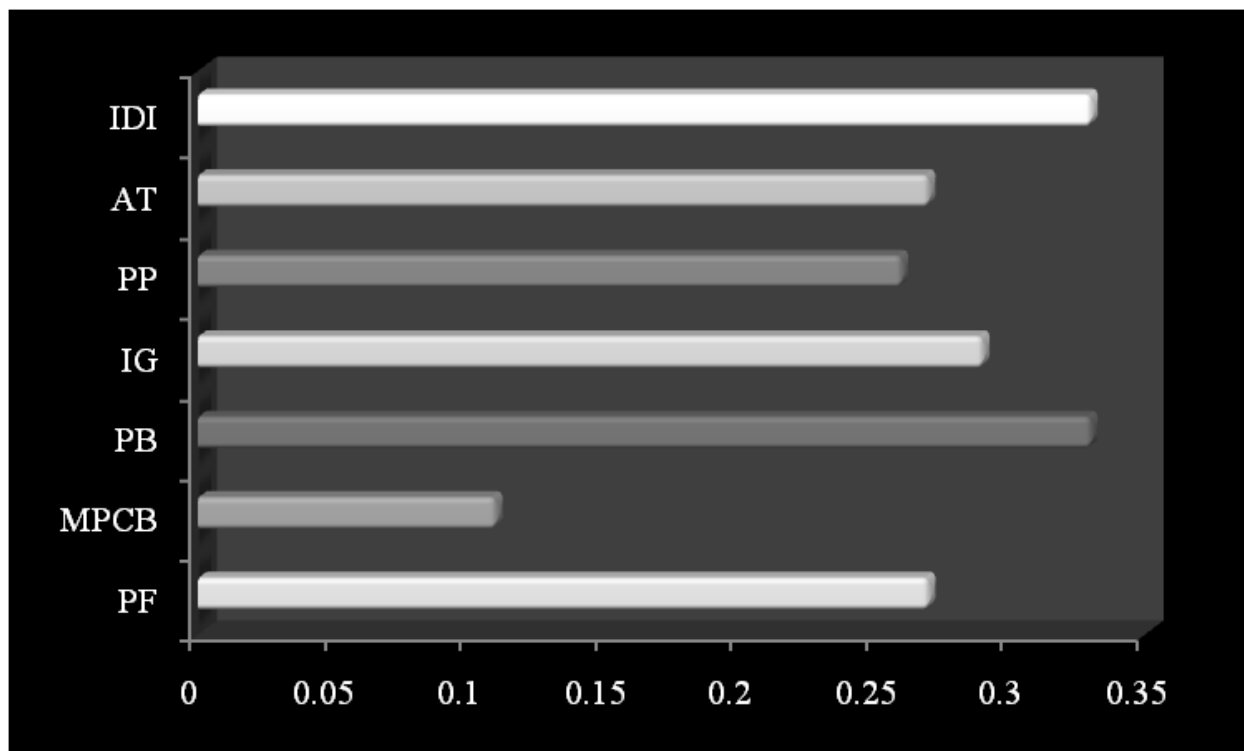


Figure 57. Composite index of the performance of the Padupanamburu Gram Panchayat, Karnataka

The obtained responses from the panchayat officials shows that the meetings are conducted in a systematic way, with giving prominence to circulating agenda in advance, and recording minutes, but not fully systematic. . Important decisions were taken by detailed discussions and vote by conducting meetings which pointed out the democratic nature of the panchayat. The panchayat gives importance to capacity building. The above-mentioned panchayat gives attention to sending their representatives and functionaries for training programmes. The panchayat has to improve a little bit more in terms of panchayat functioning.

Good functioning of Panchayat relies on careful budget allocation too. Khunti panchayat prepares the annual budget, after discussing the plans and gaining suggestions from Gram Sabhas, farmers, youth, NGOs, etc. That means, the participation of all the sectors of the society is ensured in the annual budget planning. It was found that the panchayat has not prepared the Gender Budget for the Financial year 2018-19 and 2019-20.

## **EVALUATION OF THE INCENTIVIZATION OF PANCHAYATS SCHEME OF MOPR**

For the proper functioning of panchayats, the panchayat should give attention to raising the funds or increasing the income of the panchayat. Finding various sources of its own should be more fruitful. It is found that Khunti Panchayat does not generate any income from voluntary contributions in the form of labor or cash. The main source of income is tax, like any other panchayats.

The panchayat has succeeded in achieving aims of the different schemes implemented by the panchayat, and have utilized the funds for the same effectively. Utilization of funds for various schemes intended for development of SC/ST is found to be least utilized. The panchayat has given much attention to the life-style upliftment of the common people by providing safe drinking water, streetlight, drainage facility, giving education on the social issues currently happening around, etc. for improving the life of marginalized groups. The birth-death cases are found to be registered up-to-date. The panchayat is also focussing on undertaking activities with the cooperation of community based groups. The panchayat has not taken any initiative for the upliftment of the women. They have marked no innovative programme or plan framed for the upliftment of the inhabitants of that panchayat.

Proper maintenance of the accounts is done by Khunti panchayat to a moderate extent. The works under RTI Act are found to be done in a good way. BPL list, list of pension beneficiaries, and other like matters are not found to be displayed in the panchayat office or public places, which has to be done so as to make the administration more transparent and trustworthy to the common people. Innovative interventions programmes should be made more to bring better development in the panchayat.

### **2. UJIRE GRAM PANCHAYAT**

The total score obtained for each sub-theme and the composite index and the respective rate of impact is present in Table 66.

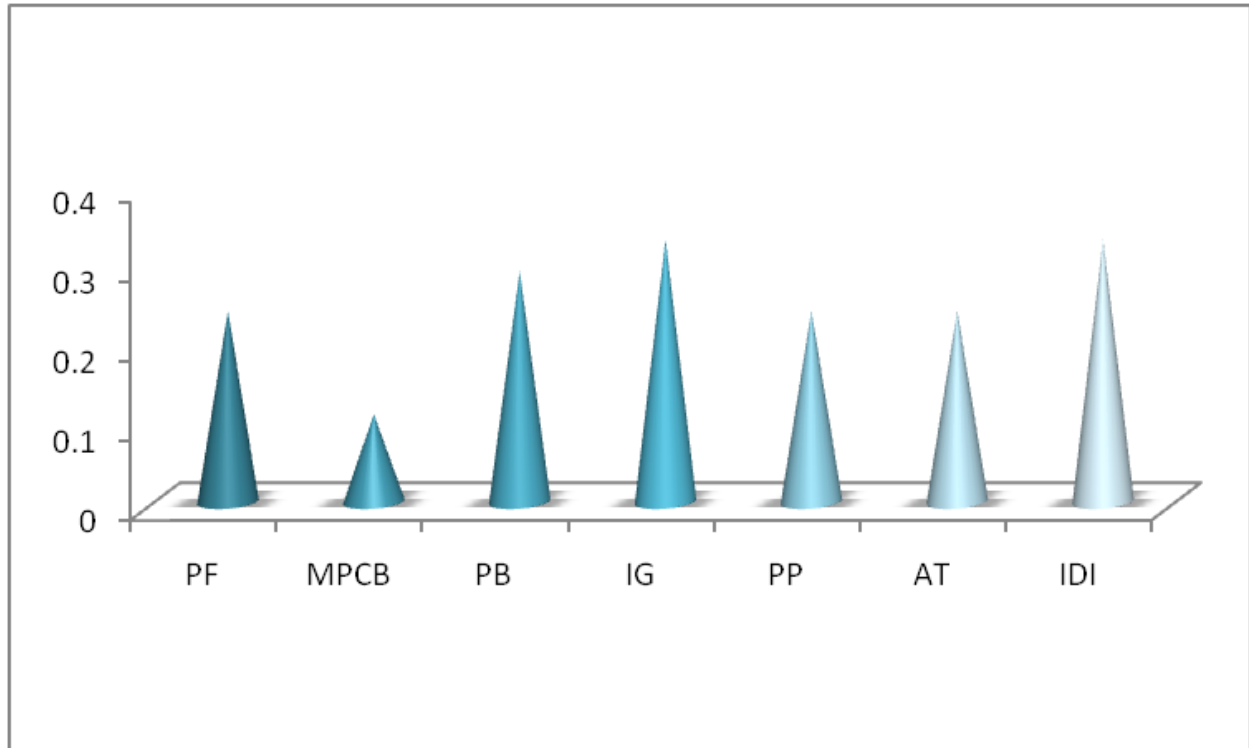
**EVALUATION OF THE INCENTIVIZATION OF PANCHAYATS SCHEME OF MOPR**

Table 66 *Performance of Ujire Gram Panchayat, Karnataka*

<i>Ujire Gram Panchayat</i>	<b>Panchayat Functioning</b>	<b>Management of Personnel and Capacity Building</b>	<b>Planning and Budget Formation</b>	<b>Income Generation</b>	<b>Performance of Panchayats</b>	<b>Accountability &amp; Transparency</b>	<b>Innovative Development Interventions</b>
TOTAL	11	1	7	7	10	8	1
COMPOSITE INDEX	0.24	0.11	0.29	0.33	0.24	0.24	0.33
RATE OF IMPACT (IN PERCENTAGE)	24.44	11.11	29.17	33.33	23.81	24.24	33.33

Table 66 summarizes the composite index and rate of impact of award winning panchayat, Khunti DP. Panchayat Functioning, Management of personnel and capacity building, planning and budget formation, income generation, performance of panchayats. Accountability and transparency, and Innovative Development intervention has got 0.36, 0.33, 0.33, 0.33, 0.24, 0.39 and 0.33 respectively as the composite index. Figure 1 shows a graphical representation of the composite index of the evaluated sub units of Khunti district panchayat.

## EVALUATION OF THE INCENTIVIZATION OF PANCHAYATS SCHEME OF MOPR



*Figure 58.* Composite index of the performance of the Ujire Gram Panchayat, Karnataka

The obtained responses from the panchayat officials shows that the meetings are conducted in a systematic way, with giving prominence to circulating agenda in advance, and recording minutes, but not fully systematic. . Important decisions were taken by detailed discussions and vote by conducting meetings which pointed out the democratic nature of the panchayat. The panchayat gives importance to capacity building. The above-mentioned panchayat gives attention to sending their representatives and functionaries for training programmes. The panchayat has to improve a little bit more in terms of panchayat functioning.

Good functioning of Panchayat relies on careful budget allocation too. Khunti panchayat prepares the annual budget, after discussing the plans and gaining suggestions from Gram Sabhas, farmers, youth, NGOs, etc. That means, the participation of all the sectors of the society is ensured in the annual budget planning. It was found that the panchayat has not prepared the Gender Budget for the Financial year 2018-19 and 2019-20.

For the proper functioning of panchayats, the panchayat should give attention to raising the funds or increasing the income of the panchayat. Finding various sources of its own should be more

## **EVALUATION OF THE INCENTIVIZATION OF PANCHAYATS SCHEME OF MOPR**

fruitful. It is found that Khunti Panchayat does not generate any income from voluntary contributions in the form of labor or cash. The main source of income is tax, like any other panchayats.

The panchayat has succeeded in achieving aims of the different schemes implemented by the panchayat, and have utilized the funds for the same effectively. Utilization of funds for various schemes intended for development of SC/ST is found to be least utilized. The panchayat has given much attention to the life-style upliftment of the common people by providing safe drinking water, streetlight, drainage facility, giving education on the social issues currently happening around, etc. for improving the life of marginalized groups. The birth-death cases are found to be registered up-to-date. The panchayat is also focussing on undertaking activities with the cooperation of community based groups. The panchayat has not taken any initiative for the upliftment of the women. They have marked no innovative programme or plan framed for the upliftment of the inhabitants of that panchayat.

Proper maintenance of the accounts is done by Khunti panchayat to a moderate extent. The works under RTI Act are found to be done in a good way. BPL list, list of pension beneficiaries, and other like matters are not found to be displayed in the panchayat office or public places, which has to be done so as to make the administration more transparent and trustworthy to the common people. Innovative interventions programmes should be made more to bring better development in the panchayat.

## **STATE OF GUJARAT**

### **Award Winning Panchayats**

The data were collected from 6 award winning panchayats and one non-award winning panchayats. The details of the analysis done is discussed further.

#### **1. SURENDRA NAGAR DISTRICT PANCHAYAT**

The total score obtained for each sub-theme and the composite index and the respective rate of impact is present in Table 67.



EVALUATION OF THE INCENTIVIZATION OF PANCHAYATS SCHEME OF MOPR

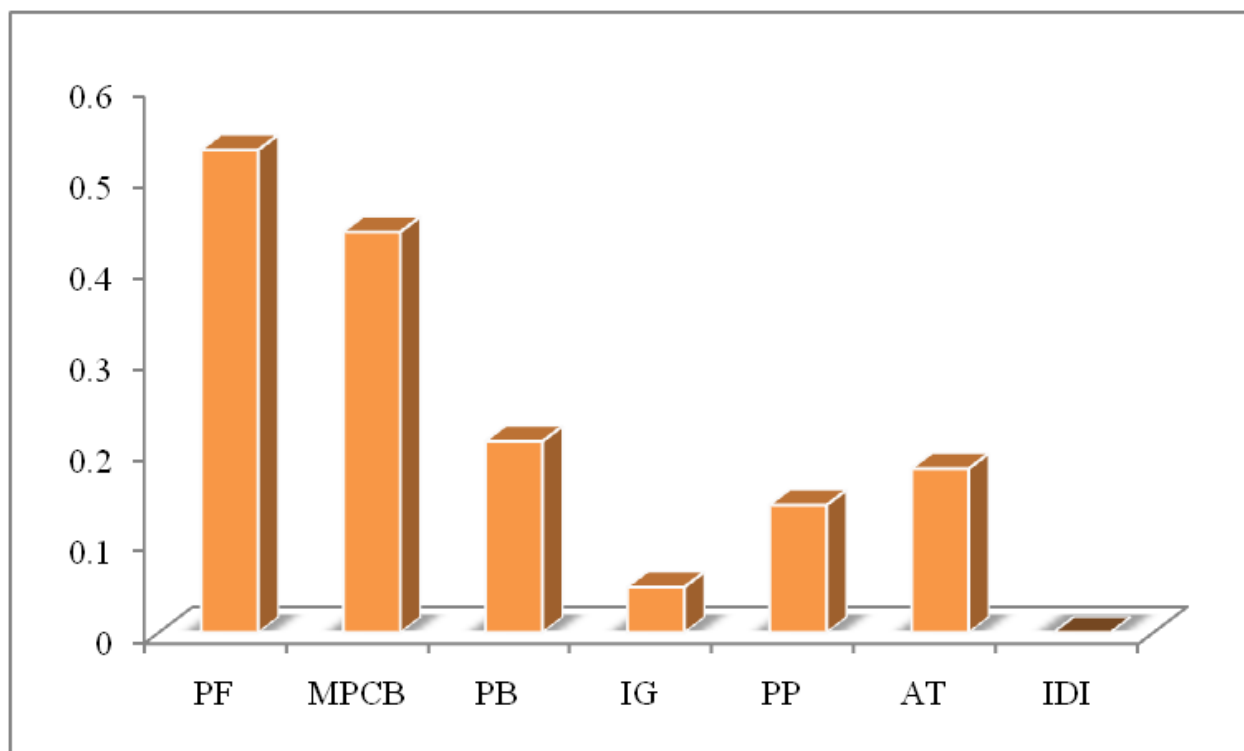
Table 67

*Performance of Surendranagar District Panchayat, Gujarat*

<i>Surendranagar District Panchayat</i>	<b>Panchayat Functioning</b>	<b>Management of Personnel and Capacity Building</b>	<b>Planning and Budget Formation</b>	<b>Income Generation</b>	<b>Performance of Panchayats</b>	<b>Accountability &amp; Transparency</b>	<b>Innovative Development Interventions</b>
TOTAL	24	4	5	1	6	6	0
COMPOSITE INDEX	0.53	0.44	0.21	0.05	0.14	0.18	0.00
RATE OF IMPACT (IN PERCENT AGE)	53.33	44.44	20.83	4.76	14.29	18.18	0.00

Table 67 summarizes the composite index and rate of impact of award winning panchayat, Khunti DP. Panchayat Functioning, Management of personnel and capacity building, planning and budget formation, income generation, performance of panchayats. Accountability and transparency, and Innovative Development intervention has got 0.36, 0.33, 0.33, 0.33, 0.24, 0.39 and 0.33 respectively as the composite index. Figure 1 shows a graphical representation of the composite index of the evaluated sub units of Khunti district panchayat.

## EVALUATION OF THE INCENTIVIZATION OF PANCHAYATS SCHEME OF MOPR



*Figure 59* Composite index of the performance of the Surendranagar District Panchayat, Gujarat

The obtained responses from the panchayat officials shows that the meetings are conducted in a systematic way, with giving prominence to circulating agenda in advance, and recording minutes, but not fully systematic. . Important decisions were taken by detailed discussions and vote by conducting meetings which pointed out the democratic nature of the panchayat. The panchayat gives importance to capacity building. The above-mentioned panchayat gives attention to sending their representatives and functionaries for training programmes. The panchayat has to improve a little bit more in terms of panchayat functioning.

Good functioning of Panchayat relies on careful budget allocation too. Khunti panchayat prepares the annual budget, after discussing the plans and gaining suggestions from Gram Sabhas, farmers, youth, NGOs, etc. That means, the participation of all the sectors of the society is ensured in the annual budget planning. It was found that the panchayat has not prepared the Gender Budget for the Financial year 2018-19 and 2019-20.

For the proper functioning of panchayats, the panchayat should give attention to raising the funds or increasing the income of the panchayat. Finding various sources of its own should be more

## **EVALUATION OF THE INCENTIVIZATION OF PANCHAYATS SCHEME OF MOPR**

fruitful. It is found that Khunti Panchayat does not generate any income from voluntary contributions in the form of labor or cash. The main source of income is tax, like any other panchayats.

The panchayat has succeeded in achieving aims of the different schemes implemented by the panchayat, and have utilized the funds for the same effectively. Utilization of funds for various schemes intended for development of SC/ST is found to be least utilized. The panchayat has given much attention to the life-style upliftment of the common people by providing safe drinking water, streetlight, drainage facility, giving education on the social issues currently happening around, etc. for improving the life of marginalized groups. The birth-death cases are found to be registered up-to-date. The panchayat is also focussing on undertaking activities with the cooperation of community based groups. The panchayat has not taken any initiative for the upliftment of the women. They have marked no innovative programme or plan framed for the upliftment of the inhabitants of that panchayat.

Proper maintenance of the accounts is done by Khunti panchayat to a moderate extent. The works under RTI Act are found to be done in a good way. BPL list, list of pension beneficiaries, and other like matters are not found to be displayed in the panchayat office or public places, which has to be done so as to make the administration more transparent and trustworthy to the common people. Innovative interventions programmes should be made more to bring better development in the panchayat.

### **2. VIJAYANAGAR BLOCK PANCHAYAT**

The total score obtained for each sub-theme and the composite index and the respective rate of impact is present in Table 68.

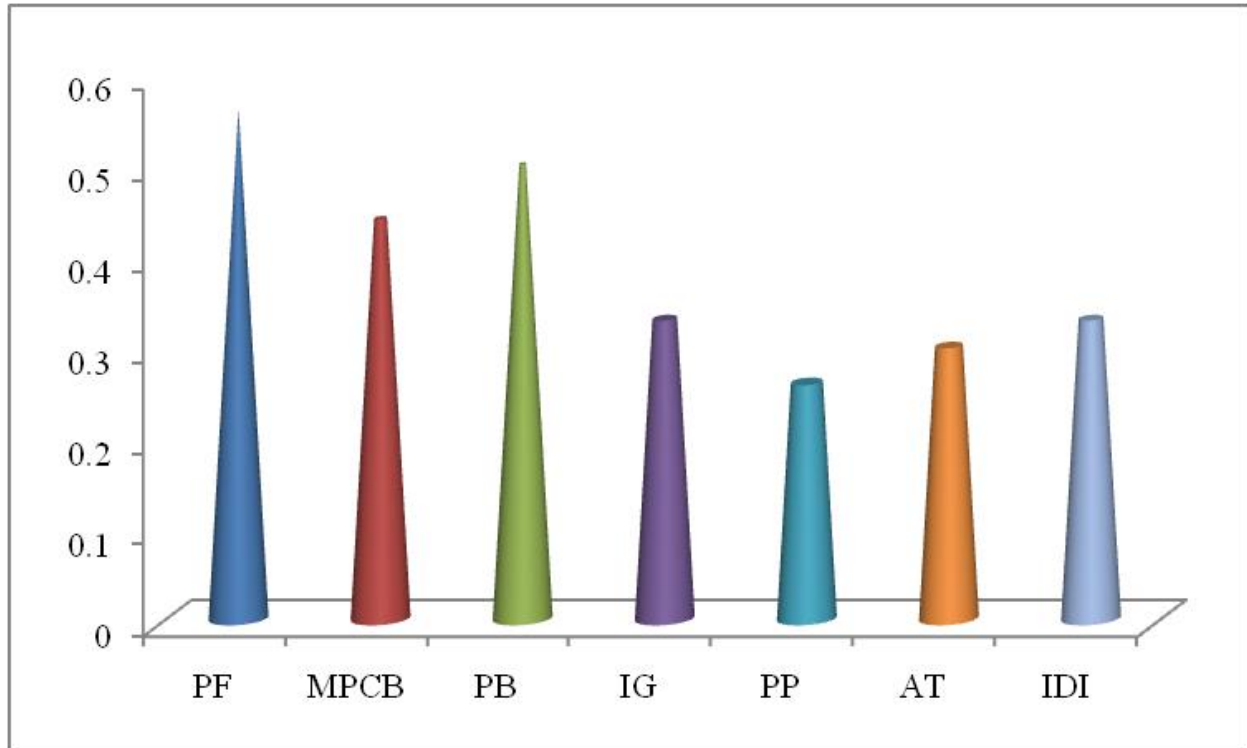
**EVALUATION OF THE INCENTIVIZATION OF PANCHAYATS SCHEME OF MOPR**

Table 68 *Performance of Vijayanagar Block Panchayat, Gujarat*

<i>Vijayanagar Block Panchayat</i>	<b>Panchayat Functioning</b>	<b>Management of Personnel and Capacity Building</b>	<b>Planning and Budget Formation</b>	<b>Income Generation</b>	<b>Performance of Panchayats</b>	<b>Accountability &amp; Transparency</b>	<b>Innovative Development Interventions</b>
TOTAL	25	4	12	7	11	10	1
COMPOSITE INDEX	0.56	0.44	0.50	0.33	0.26	0.30	0.33
RATE OF IMPACT (IN PERCENTAGE)	55.56	44.44	50.00	33.33	26.19	30.30	33.33

Table 68 summarizes the composite index and rate of impact of award winning panchayat, Khunti DP. Panchayat Functioning, Management of personnel and capacity building, planning and budget formation, income generation, performance of panchayats. Accountability and transparency, and Innovative Development intervention has got 0.36, 0.33, 0.33, 0.33, 0.24, 0.39 and 0.33 respectively as the composite index. Figure 1 shows a graphical representation of the composite index of the evaluated sub units of Khunti district panchayat.

## EVALUATION OF THE INCENTIVIZATION OF PANCHAYATS SCHEME OF MOPR



*Figure 60.* Composite index of the performance of the Vijayanagar block panchayat, Gujarat

The obtained responses from the panchayat officials shows that the meetings are conducted in a systematic way, with giving prominence to circulating agenda in advance, and recording minutes, but not fully systematic. . Important decisions were taken by detailed discussions and vote by conducting meetings which pointed out the democratic nature of the panchayat. The panchayat gives importance to capacity building. The above-mentioned panchayat gives attention to sending their representatives and functionaries for training programmes. The panchayat has to improve a little bit more in terms of panchayat functioning.

Good functioning of Panchayat relies on careful budget allocation too. Khunti panchayat prepares the annual budget, after discussing the plans and gaining suggestions from Gram Sabhas, farmers, youth, NGOs, etc. That means, the participation of all the sectors of the society is ensured in the annual budget planning. It was found that the panchayat has not prepared the Gender Budget for the Financial year 2018-19 and 2019-20.

For the proper functioning of panchayats, the panchayat should give attention to raising the funds or increasing the income of the panchayat. Finding various sources of its own should be more

## **EVALUATION OF THE INCENTIVIZATION OF PANCHAYATS SCHEME OF MOPR**

fruitful. It is found that Khunti Panchayat does not generate any income from voluntary contributions in the form of labor or cash. The main source of income is tax, like any other panchayats.

The panchayat has succeeded in achieving aims of the different schemes implemented by the panchayat, and have utilized the funds for the same effectively. Utilization of funds for various schemes intended for development of SC/ST is found to be least utilized. The panchayat has given much attention to the life-style upliftment of the common people by providing safe drinking water, streetlight, drainage facility, giving education on the social issues currently happening around, etc. for improving the life of marginalized groups. The birth-death cases are found to be registered up-to-date. The panchayat is also focussing on undertaking activities with the cooperation of community based groups. The panchayat has not taken any initiative for the upliftment of the women. They have marked no innovative programme or plan framed for the upliftment of the inhabitants of that panchayat.

Proper maintenance of the accounts is done by Khunti panchayat to a moderate extent. The works under RTI Act are found to be done in a good way. BPL list, list of pension beneficiaries, and other like matters are not found to be displayed in the panchayat office or public places, which has to be done so as to make the administration more transparent and trustworthy to the common people. Innovative interventions programmes should be made more to bring better development in the panchayat.

### **3. DHANSURA GRAM PANCHAYAT**

The total score obtained for each sub-theme and the composite index and the respective rate of impact is present in Table 69

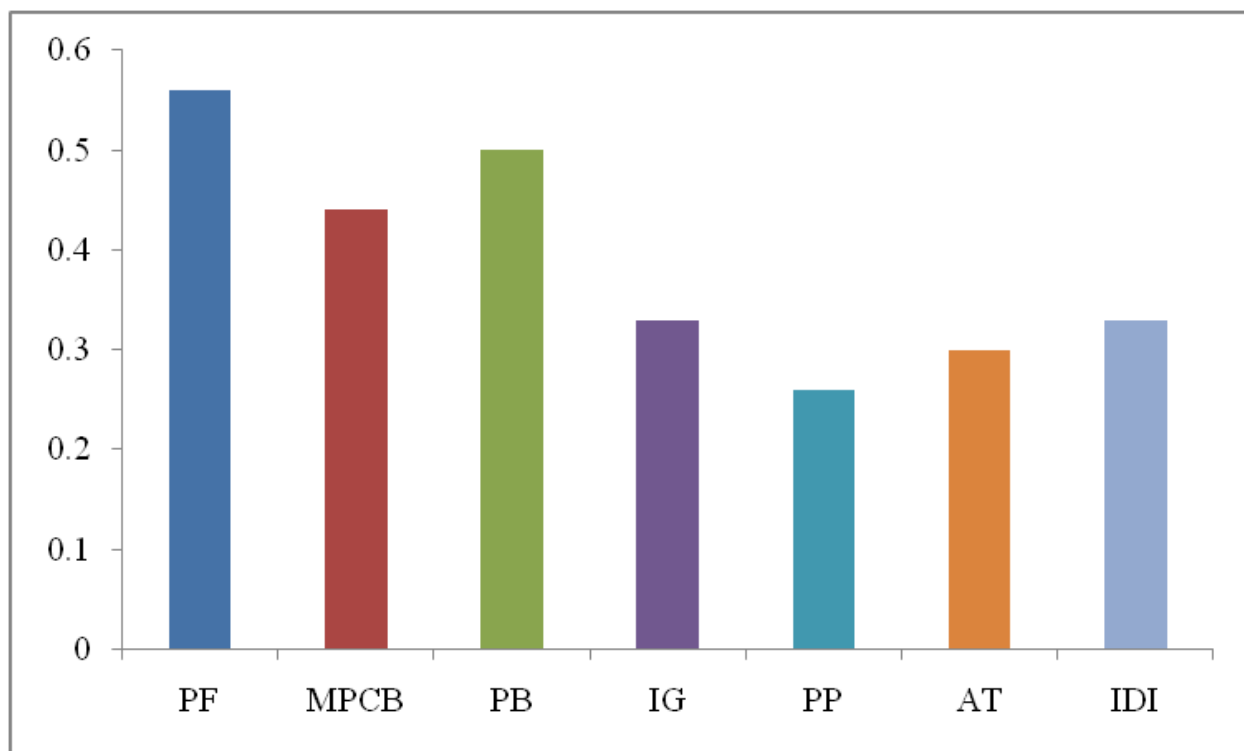
**EVALUATION OF THE INCENTIVIZATION OF PANCHAYATS SCHEME OF MOPR**

Table 69 Performance of Dhansura Gram Panchayat, Gujarat

<i>Dhansura Gram Panchayat</i>	<b>Panchayat Functioning</b>	<b>Management of Personnel and Capacity Building</b>	<b>Planning and Budget Formation</b>	<b>Income Generation</b>	<b>Performance of Panchayats</b>	<b>Accountability &amp; Transparency</b>	<b>Innovative Development Interventions</b>
TOTAL	24	4	10	2	15	8	0
COMPOSITE INDEX	0.53	0.44	0.42	0.10	0.36	0.24	0.00
RATE OF IMPACT (IN PERCENTAGE)	53.33	44.44	41.67	9.52	35.71	24.24	0.00

Table 1 summarizes the composite index and rate of impact of award winning panchayat, Khunti DP. Panchayat Functioning, Management of personnel and capacity building, planning and budget formation, income generation, performance of panchayats. Accountability and transparency, and Innovative Development intervention has got 0.36, 0.33, 0.33, 0.33, 0.24, 0.39 and 0.33 respectively as the composite index. Figure 1 shows a graphical representation of the composite index of the evaluated sub units of Khunti district panchayat.

## EVALUATION OF THE INCENTIVIZATION OF PANCHAYATS SCHEME OF MOPR



*Figure 61.* Composite index of the performance of the Dhansura Gram Panchayat, Gujarat

The obtained responses from the panchayat officials shows that the meetings are conducted in a systematic way, with giving prominence to circulating agenda in advance, and recording minutes, but not fully systematic. . Important decisions were taken by detailed discussions and vote by conducting meetings which pointed out the democratic nature of the panchayat. The panchayat gives importance to capacity building. The above-mentioned panchayat gives attention to sending their representatives and functionaries for training programmes. The panchayat has to improve a little bit more in terms of panchayat functioning.

Good functioning of Panchayat relies on careful budget allocation too. Khunti panchayat prepares the annual budget, after discussing the plans and gaining suggestions from Gram Sabhas, farmers, youth, NGOs, etc. That means, the participation of all the sectors of the society is ensured in the annual budget planning. It was found that the panchayat has not prepared the Gender Budget for the Financial year 2018-19 and 2019-20.

For the proper functioning of panchayats, the panchayat should give attention to raising the funds or increasing the income of the panchayat. Finding various sources of its own should be more



## **EVALUATION OF THE INCENTIVIZATION OF PANCHAYATS SCHEME OF MOPR**

fruitful. It is found that Khunti Panchayat does not generate any income from voluntary contributions in the form of labor or cash. The main source of income is tax, like any other panchayats.

The panchayat has succeeded in achieving aims of the different schemes implemented by the panchayat, and have utilized the funds for the same effectively. Utilization of funds for various schemes intended for development of SC/ST is found to be least utilized. The panchayat has given much attention to the life-style upliftment of the common people by providing safe drinking water, streetlight, drainage facility, giving education on the social issues currently happening around, etc. for improving the life of marginalized groups. The birth-death cases are found to be registered up-to-date. The panchayat is also focussing on undertaking activities with the cooperation of community based groups. The panchayat has not taken any initiative for the upliftment of the women. They have marked no innovative programme or plan framed for the upliftment of the inhabitants of that panchayat.

Proper maintenance of the accounts is done by Khunti panchayat to a moderate extent. The works under RTI Act are found to be done in a good way. BPL list, list of pension beneficiaries, and other like matters are not found to be displayed in the panchayat office or public places, which has to be done so as to make the administration more transparent and trustworthy to the common people. Innovative interventions programmes should be made more to bring better development in the panchayat.

### **4. MOTA VADIYA GRAM PANCHAYAT**

The total score obtained for each sub-theme and the composite index and the respective rate of impact is present in Table 70

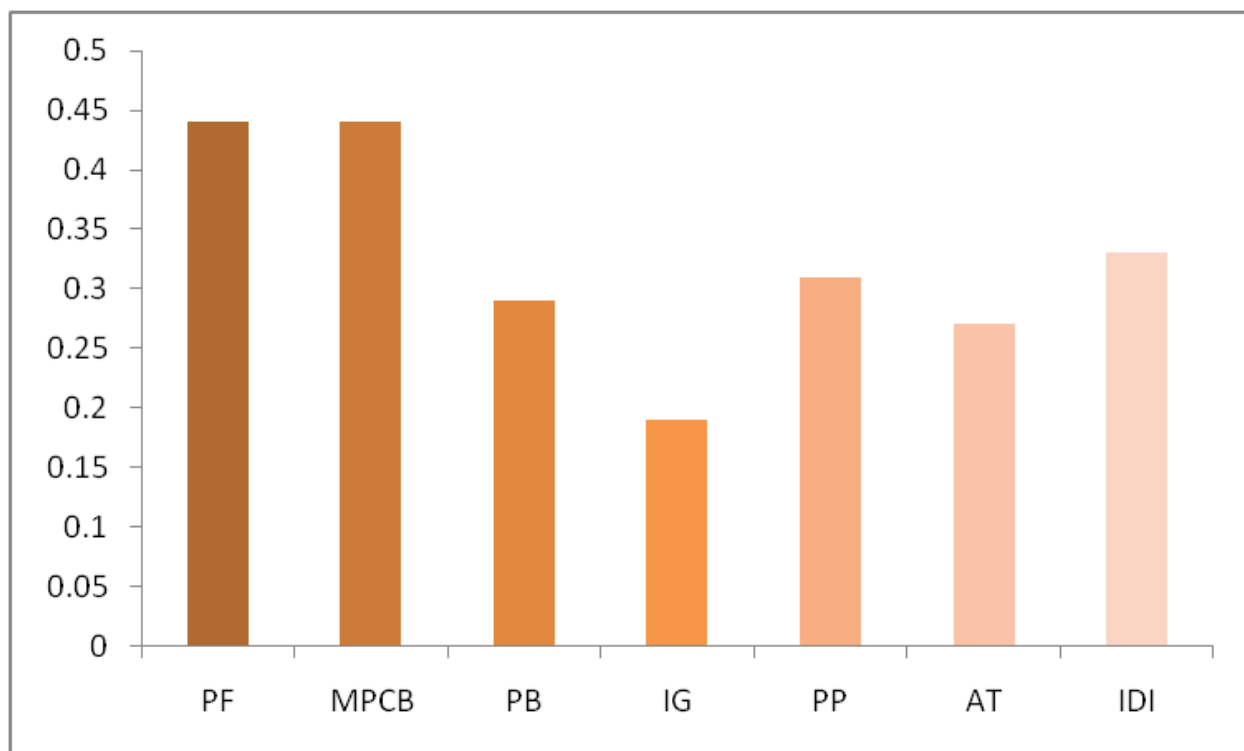
**EVALUATION OF THE INCENTIVIZATION OF PANCHAYATS SCHEME OF MOPR**

Table 70 Performance of Mota Vadiya Gram Panchayat, Gujarat

<i>Mota Vadiya Gram Panchayat</i>	<b>Panchayat Functioning</b>	<b>Management of Personnel and Capacity Building</b>	<b>Planning and Budget Formation</b>	<b>Income Generation</b>	<b>Performance of Panchayats</b>	<b>Accountability &amp; Transparency</b>	<b>Innovative Development Interventions</b>
TOTAL	20	4	7	4	13	9	1
COMPOSITE INDEX	0.44	0.44	0.29	0.19	0.31	0.27	0.33
RATE OF IMPACT (IN PERCENTAGE)	44.44	44.44	29.17	19.05	30.95	27.27	33.33

Table 70 summarizes the composite index and rate of impact of award winning panchayat, Khunti DP. Panchayat Functioning, Management of personnel and capacity building, planning and budget formation, income generation, performance of panchayats. Accountability and transparency, and Innovative Development intervention has got 0.36, 0.33, 0.33, 0.33, 0.24, 0.39 and 0.33 respectively as the composite index. Figure 1 shows a graphical representation of the composite index of the evaluated sub units of Khunti district panchayat.

## EVALUATION OF THE INCENTIVIZATION OF PANCHAYATS SCHEME OF MOPR



*Figure 62.* Composite index of the performance of the Mota Vadiya Gram Panchayat, Gujarat

The obtained responses from the panchayat officials shows that the meetings are conducted in a systematic way, with giving prominence to circulating agenda in advance, and recording minutes, but not fully systematic. . Important decisions were taken by detailed discussions and vote by conducting meetings which pointed out the democratic nature of the panchayat. The panchayat gives importance to capacity building. The above-mentioned panchayat gives attention to sending their representatives and functionaries for training programmes. The panchayat has to improve a little bit more in terms of panchayat functioning.

Good functioning of Panchayat relies on careful budget allocation too. Khunti panchayat prepares the annual budget, after discussing the plans and gaining suggestions from Gram Sabhas, farmers, youth, NGOs, etc. That means, the participation of all the sectors of the society is ensured in the annual budget planning. It was found that the panchayat has not prepared the Gender Budget for the Financial year 2018-19 and 2019-20.

For the proper functioning of panchayats, the panchayat should give attention to raising the funds or increasing the income of the panchayat. Finding various sources of its own should be more

## **EVALUATION OF THE INCENTIVIZATION OF PANCHAYATS SCHEME OF MOPR**

fruitful. It is found that Khunti Panchayat does not generate any income from voluntary contributions in the form of labor or cash. The main source of income is tax, like any other panchayats.

The panchayat has succeeded in achieving aims of the different schemes implemented by the panchayat, and have utilized the funds for the same effectively. Utilization of funds for various schemes intended for development of SC/ST is found to be least utilized. The panchayat has given much attention to the life-style upliftment of the common people by providing safe drinking water, streetlight, drainage facility, giving education on the social issues currently happening around, etc. for improving the life of marginalized groups. The birth-death cases are found to be registered up-to-date. The panchayat is also focussing on undertaking activities with the cooperation of community based groups. The panchayat has not taken any initiative for the upliftment of the women. They have marked no innovative programme or plan framed for the upliftment of the inhabitants of that panchayat.

Proper maintenance of the accounts is done by Khunti panchayat to a moderate extent. The works under RTI Act are found to be done in a good way. BPL list, list of pension beneficiaries, and other like matters are not found to be displayed in the panchayat office or public places, which has to be done so as to make the administration more transparent and trustworthy to the common people. Innovative interventions programmes should be made more to bring better development in the panchayat.

### **5. MADHUPUR GRAM PANCHAYAT**

The total score obtained for each sub-theme and the composite index and the respective rate of impact is present in Table 71.

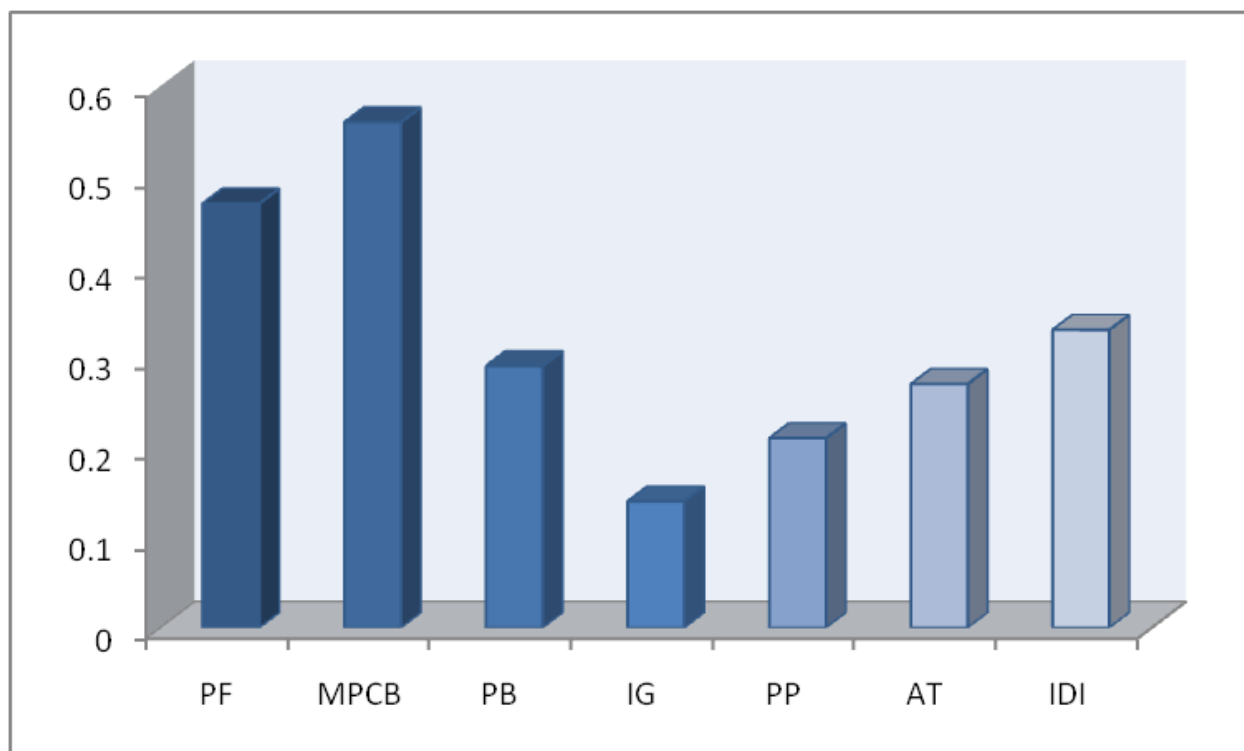
**EVALUATION OF THE INCENTIVIZATION OF PANCHAYATS SCHEME OF MOPR**

Table 71 *Performance of Madhupur Gram Panchayat, Gujarat*

<i>Madhupur Gram Panchayat</i>	<b>Panchayat Functioning</b>	<b>Management of Personnel and Capacity Building</b>	<b>Planning and Budget Formation</b>	<b>Income Generation</b>	<b>Performance of Panchayats</b>	<b>Accountability &amp; Transparency</b>	<b>Innovative Development Interventions</b>
TOTAL	21	5	7	3	9	9	1
COMPOSITE INDEX	0.47	0.56	0.29	0.14	0.21	0.27	0.33
RATE OF IMPACT (IN PERCENTAGE)	46.67	55.56	29.17	14.29	21.43	27.27	33.33

Table 71 summarizes the composite index and rate of impact of award winning panchayat, Khunti DP. Panchayat Functioning, Management of personnel and capacity building, planning and budget formation, income generation, performance of panchayats. Accountability and transparency, and Innovative Development intervention has got 0.36, 0.33, 0.33, 0.33, 0.24, 0.39 and 0.33 respectively as the composite index. Figure 1 shows a graphical representation of the composite index of the evaluated sub units of Khunti district panchayat.

## EVALUATION OF THE INCENTIVIZATION OF PANCHAYATS SCHEME OF MOPR



*Figure 63.* Composite index of the performance of the Madupur Gram Panchayat, Gujarat

The obtained responses from the panchayat officials shows that the meetings are conducted in a systematic way, with giving prominence to circulating agenda in advance, and recording minutes, but not fully systematic. . Important decisions were taken by detailed discussions and vote by conducting meetings which pointed out the democratic nature of the panchayat. The panchayat gives importance to capacity building. The above-mentioned panchayat gives attention to sending their representatives and functionaries for training programmes. The panchayat has to improve a little bit more in terms of panchayat functioning.

Good functioning of Panchayat relies on careful budget allocation too. Khunti panchayat prepares the annual budget, after discussing the plans and gaining suggestions from Gram Sabhas, farmers, youth, NGOs, etc. That means, the participation of all the sectors of the society is ensured in the annual budget planning. It was found that the panchayat has not prepared the Gender Budget for the Financial year 2018-19 and 2019-20.

For the proper functioning of panchayats, the panchayat should give attention to raising the funds or increasing the income of the panchayat. Finding various sources of its own should be more

## **EVALUATION OF THE INCENTIVIZATION OF PANCHAYATS SCHEME OF MOPR**

fruitful. It is found that Khunti Panchayat does not generate any income from voluntary contributions in the form of labor or cash. The main source of income is tax, like any other panchayats.

The panchayat has succeeded in achieving aims of the different schemes implemented by the panchayat, and have utilized the funds for the same effectively. Utilization of funds for various schemes intended for development of SC/ST is found to be least utilized. The panchayat has given much attention to the life-style upliftment of the common people by providing safe drinking water, streetlight, drainage facility, giving education on the social issues currently happening around, etc. for improving the life of marginalized groups. The birth-death cases are found to be registered up-to-date. The panchayat is also focussing on undertaking activities with the cooperation of community based groups. The panchayat has not taken any initiative for the upliftment of the women. They have marked no innovative programme or plan framed for the upliftment of the inhabitants of that panchayat.

Proper maintenance of the accounts is done by Khunti panchayat to a moderate extent. The works under RTI Act are found to be done in a good way. BPL list, list of pension beneficiaries, and other like matters are not found to be displayed in the panchayat office or public places, which has to be done so as to make the administration more transparent and trustworthy to the common people. Innovative interventions programmes should be made more to bring better development in the panchayat.

### **6. VEGDI GRAM PANCHAYAT**

The total score obtained for each sub-theme and the composite index and the respective rate of impact is present in Table 72.

**EVALUATION OF THE INCENTIVIZATION OF PANCHAYATS SCHEME OF MOPR**

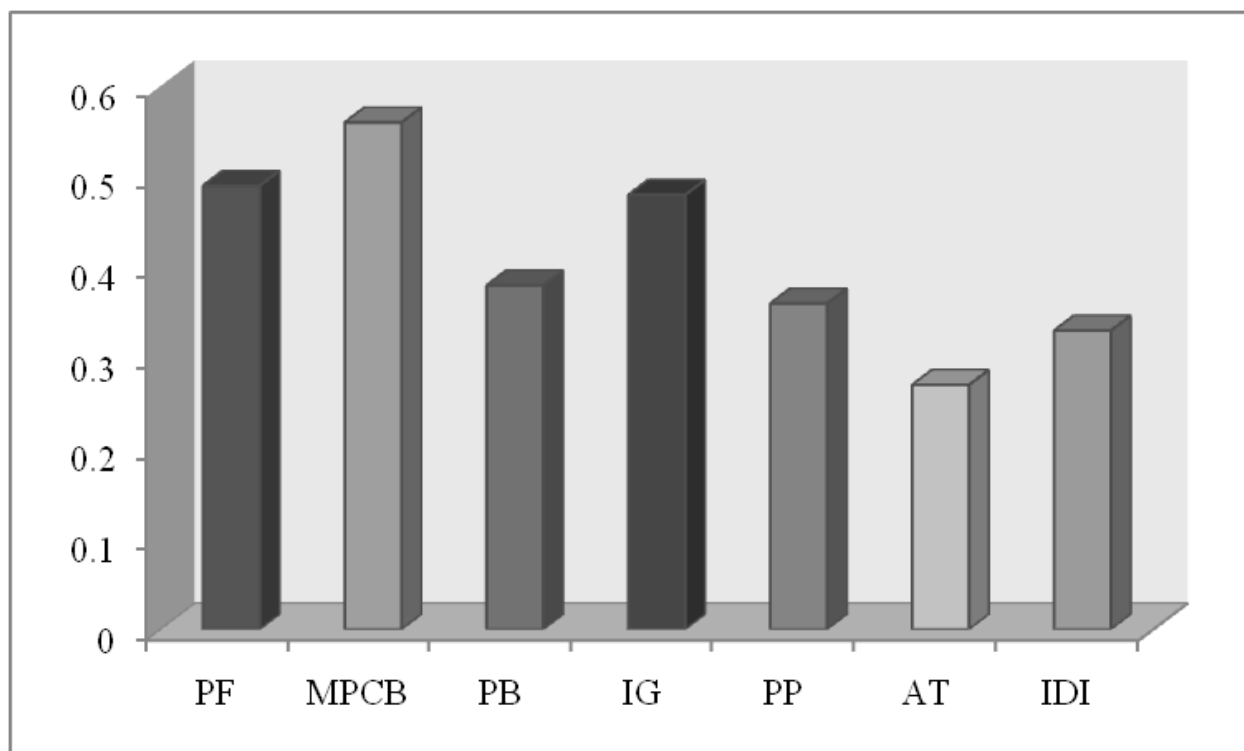
Table 72 *Performance of Vegdi Gram Panchayat, Gujarat*

<i>Vegdi Gram Panchayat</i>	<b>Panchayat Functioning</b>	<b>Management of Personnel and Capacity Building</b>	<b>Planning and Budget Formation</b>	<b>Income Generation</b>	<b>Performance of Panchayats</b>	<b>Accountability &amp; Transparency</b>	<b>Innovative Development Interventions</b>
TOTAL	22	5	9	10	15	9	1
COMPOSITE INDEX	0.49	0.56	0.38	0.48	0.36	0.27	0.33
RATE OF IMPACT (IN PERCENTAGE)	48.89	55.56	37.50	47.62	35.71	27.27	33.33

Table 72 summarizes the composite index and rate of impact of award winning panchayat, Khunti DP. Panchayat Functioning, Management of personnel and capacity building, planning and budget formation, income generation, performance of panchayats. Accountability and transparency, and Innovative Development intervention has got 0.36, 0.33, 0.33, 0.33, 0.24, 0.39 and 0.33 respectively as the composite index. Figure 1 shows a graphical representation of the composite index of the evaluated sub units of Khunti district panchayat.



## EVALUATION OF THE INCENTIVIZATION OF PANCHAYATS SCHEME OF MOPR



*Figure 64* Composite index of the performance of the Vegdi Gram Panchayat, Gujarat

The obtained responses from the panchayat officials shows that the meetings are conducted in a systematic way, with giving prominence to circulating agenda in advance, and recording minutes, but not fully systematic. . Important decisions were taken by detailed discussions and vote by conducting meetings which pointed out the democratic nature of the panchayat. The panchayat gives importance to capacity building. The above-mentioned panchayat gives attention to sending their representatives and functionaries for training programmes. The panchayat has to improve a little bit more in terms of panchayat functioning.

Good functioning of Panchayat relies on careful budget allocation too. Khunti panchayat prepares the annual budget, after discussing the plans and gaining suggestions from Gram Sabhas, farmers, youth, NGOs, etc. That means, the participation of all the sectors of the society is ensured in the annual budget planning. It was found that the panchayat has not prepared the Gender Budget for the Financial year 2018-19 and 2019-20.

For the proper functioning of panchayats, the panchayat should give attention to raising the funds or increasing the income of the panchayat. Finding various sources of its own should be more

## **EVALUATION OF THE INCENTIVIZATION OF PANCHAYATS SCHEME OF MOPR**

fruitful. It is found that Khunti Panchayat does not generate any income from voluntary contributions in the form of labor or cash. The main source of income is tax, like any other panchayats.

The panchayat has succeeded in achieving aims of the different schemes implemented by the panchayat, and have utilized the funds for the same effectively. Utilization of funds for various schemes intended for development of SC/ST is found to be least utilized. The panchayat has given much attention to the life-style upliftment of the common people by providing safe drinking water, streetlight, drainage facility, giving education on the social issues currently happening around, etc. for improving the life of marginalized groups. The birth-death cases are found to be registered up-to-date. The panchayat is also focussing on undertaking activities with the cooperation of community based groups. The panchayat has not taken any initiative for the upliftment of the women. They have marked no innovative programme or plan framed for the upliftment of the inhabitants of that panchayat.

Proper maintenance of the accounts is done by Khunti panchayat to a moderate extent. The works under RTI Act are found to be done in a good way. BPL list, list of pension beneficiaries, and other like matters are not found to be displayed in the panchayat office or public places, which has to be done so as to make the administration more transparent and trustworthy to the common people. Innovative interventions programmes should be made more to bring better development in the panchayat.

### **NON-AWARD WINNING PANCHAYAT**

#### **1. SAIYADPURA GRAM PANCHAYAT**

The total score obtained for each sub-theme and the composite index and the respective rate of impact is present in Table 73.

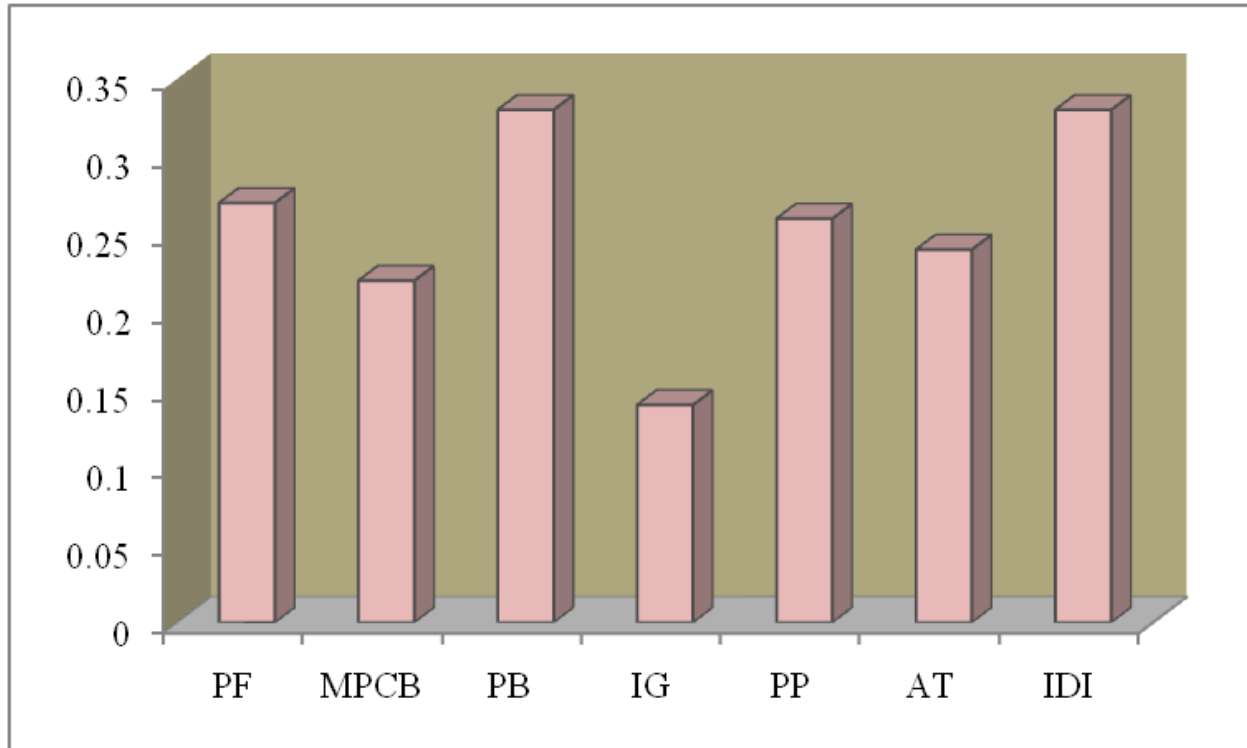
**EVALUATION OF THE INCENTIVIZATION OF PANCHAYATS SCHEME OF MOPR**

Table 73 Performance of Saiyadpura Gram Panchayat, Gujarat

<i>Saiyadpura Gram Panchayat</i>	<b>Panchayat Functioning</b>	<b>Management of Personnel and Capacity Building</b>	<b>Planning and Budget Formation</b>	<b>Income Generation</b>	<b>Performance of Panchayats</b>	<b>Accountability &amp; Transparency</b>	<b>Innovative Development Interventions</b>
TOTAL	12	2	8	3	11	8	1
COMPOSITE INDEX	0.27	0.22	0.33	0.14	0.26	0.24	0.33
RATE OF IMPACT (IN PERCENTAGE)	26.67	22.22	33.33	14.29	26.19	24.24	33.33

Table 73 summarizes the composite index and rate of impact of award winning panchayat, Khunti DP. Panchayat Functioning, Management of personnel and capacity building, planning and budget formation, income generation, performance of panchayats. Accountability and transparency, and Innovative Development intervention has got 0.36, 0.33, 0.33, 0.33, 0.24, 0.39 and 0.33 respectively as the composite index. Figure 1 shows a graphical representation of the composite index of the evaluated sub units of Khunti district panchayat.

## EVALUATION OF THE INCENTIVIZATION OF PANCHAYATS SCHEME OF MOPR



*Figure 65.* Composite index of the performance of the Saiyadpura Gram Panchayat, Gujarat

The obtained responses from the panchayat officials shows that the meetings are conducted in a systematic way, with giving prominence to circulating agenda in advance, and recording minutes, but not fully systematic. . Important decisions were taken by detailed discussions and vote by conducting meetings which pointed out the democratic nature of the panchayat. The panchayat gives importance to capacity building. The above-mentioned panchayat gives attention to sending their representatives and functionaries for training programmes. The panchayat has to improve a little bit more in terms of panchayat functioning.

Good functioning of Panchayat relies on careful budget allocation too. Khunti panchayat prepares the annual budget, after discussing the plans and gaining suggestions from Gram Sabhas, farmers, youth, NGOs, etc. That means, the participation of all the sectors of the society is ensured in the annual budget planning. It was found that the panchayat has not prepared the Gender Budget for the Financial year 2018-19 and 2019-20.

For the proper functioning of panchayats, the panchayat should give attention to raising the funds or increasing the income of the panchayat. Finding various sources of its own should be more

## **EVALUATION OF THE INCENTIVIZATION OF PANCHAYATS SCHEME OF MOPR**

fruitful. It is found that Khunti Panchayat does not generate any income from voluntary contributions in the form of labor or cash. The main source of income is tax, like any other panchayats.

The panchayat has succeeded in achieving aims of the different schemes implemented by the panchayat, and have utilized the funds for the same effectively. Utilization of funds for various schemes intended for development of SC/ST is found to be least utilized. The panchayat has given much attention to the life-style upliftment of the common people by providing safe drinking water, streetlight, drainage facility, giving education on the social issues currently happening around, etc. for improving the life of marginalized groups. The birth-death cases are found to be registered up-to-date. The panchayat is also focussing on undertaking activities with the cooperation of community based groups. The panchayat has not taken any initiative for the upliftment of the women. They have marked no innovative programme or plan framed for the upliftment of the inhabitants of that panchayat.

Proper maintenance of the accounts is done by Khunti panchayat to a moderate extent. The works under RTI Act are found to be done in a good way. BPL list, list of pension beneficiaries, and other like matters are not found to be displayed in the panchayat office or public places, which has to be done so as to make the administration more transparent and trustworthy to the common people. Innovative interventions programmes should be made more to bring better development in the panchayat.

## **STATE OF SIKKIM**

### **Award Winning Panchayats**

The data were collected from 9 award winning panchayats and two non-award winning panchayats and the details of the analysis done is discussed further.

#### **1. TINGVONG GRAM PANCHAYAT**

The total score obtained for each sub-theme and the composite index and the respective rate of impact is present in Table 74.

EVALUATION OF THE INCENTIVIZATION OF PANCHAYATS SCHEME OF MOPR

Table 74

*Performance of Tingvong Gram Panchayat, Sikkim*

<i>Tingvong Gram Panchayat</i>	<b>Panchayat Functioning</b>	<b>Management of Personnel and Capacity Building</b>	<b>Planning and Budget Formation</b>	<b>Income Generation</b>	<b>Performance of Panchayats</b>	<b>Accountability &amp; Transparency</b>	<b>Innovative Development Interventions</b>
TOTAL	19	3	8	9	21	11	2
COMPOSITE INDEX	0.42	0.33	0.33	0.43	0.50	0.33	0.67
RATE OF IMPACT (IN PERCENTAGE)	42.22	33.33	33.33	42.86	50.00	33.33	66.67

Table 74 summarizes the composite index and rate of impact of award winning panchayat, Khunti DP. Panchayat Functioning, Management of personnel and capacity building, planning and budget formation, income generation, performance of panchayats. Accountability and transparency, and Innovative Development intervention has got 0.36, 0.33, 0.33, 0.33, 0.24, 0.39 and 0.33 respectively as the composite index. Figure 1 shows a graphical representation of the composite index of the evaluated sub units of Khunti district panchayat.

## EVALUATION OF THE INCENTIVIZATION OF PANCHAYATS SCHEME OF MOPR

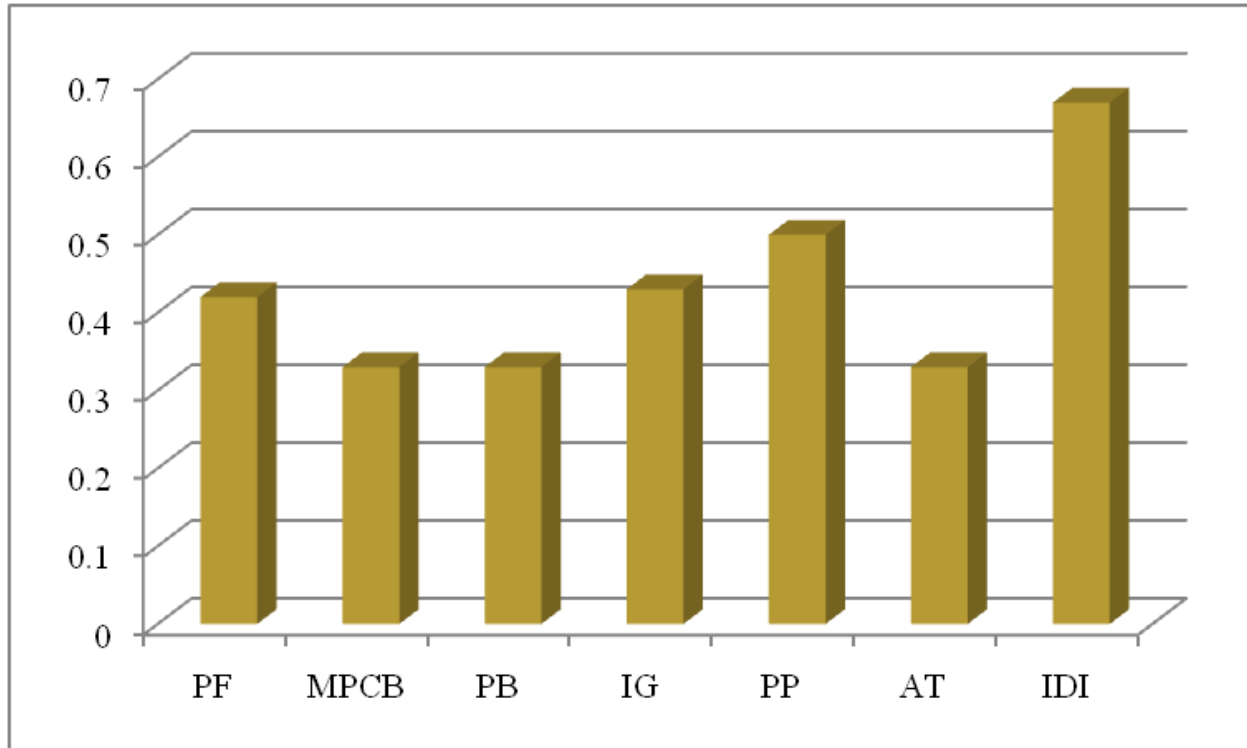


Figure 66. Composite index of the performance of the Tingvong Gram Panchayat, Sikkim

The obtained responses from the panchayat officials shows that the meetings are conducted in a systematic way, with giving prominence to circulating agenda in advance, and recording minutes, but not fully systematic. . Important decisions were taken by detailed discussions and vote by conducting meetings which pointed out the democratic nature of the panchayat. The panchayat gives importance to capacity building. The above-mentioned panchayat gives attention to sending their representatives and functionaries for training programmes. The panchayat has to improve a little bit more in terms of panchayat functioning.

Good functioning of Panchayat relies on careful budget allocation too. Khunti panchayat prepares the annual budget, after discussing the plans and gaining suggestions from Gram Sabhas, farmers, youth, NGOs, etc. That means, the participation of all the sectors of the society is ensured in the annual budget planning. It was found that the panchayat has not prepared the Gender Budget for the Financial year 2018-19 and 2019-20.

For the proper functioning of panchayats, the panchayat should give attention to raising the funds or increasing the income of the panchayat. Finding various sources of its own should be more fruitful. It is found that Khunti Panchayat does not generate any income from voluntary

## **EVALUATION OF THE INCENTIVIZATION OF PANCHAYATS SCHEME OF MOPR**

contributions in the form of labor or cash. The main source of income is tax, like any other panchayats.

The panchayat has succeeded in achieving aims of the different schemes implemented by the panchayat, and have utilized the funds for the same effectively. Utilization of funds for various schemes intended for development of SC/ST is found to be least utilized. The panchayat has given much attention to the life-style upliftment of the common people by providing safe drinking water, streetlight, drainage facility, giving education on the social issues currently happening around, etc. for improving the life of marginalized groups. The birth-death cases are found to be registered up-to-date. The panchayat is also focussing on undertaking activities with the cooperation of community based groups. The panchayat has not taken any initiative for the upliftment of the women. They have marked no innovative programme or plan framed for the upliftment of the inhabitants of that panchayat.

Proper maintenance of the accounts is done by Khunti panchayat to a moderate extent. The works under RTI Act are found to be done in a good way. BPL list, list of pension beneficiaries, and other like matters are not found to be displayed in the panchayat office or public places, which has to be done so as to make the administration more transparent and trustworthy to the common people. Innovative interventions programmes should be made more to bring better development in the panchayat.

### **2. BUDANG KAMEREY GRAM PANCHAYAT**

The total score obtained for each sub-theme and the composite index and the respective rate of impact is present in Table 75.



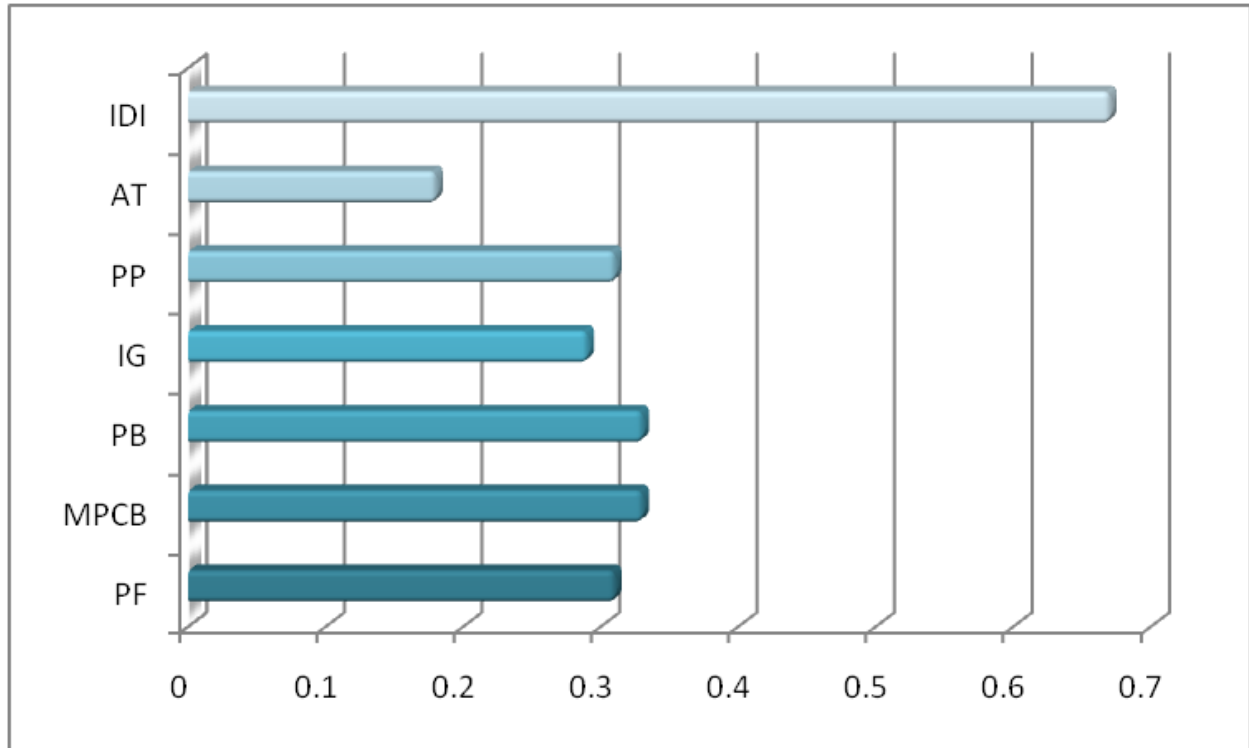
**EVALUATION OF THE INCENTIVIZATION OF PANCHAYATS SCHEME OF MOPR**

*Table 75 Performance of Budang Kamerey Gram Panchayat, Sikkim*

<i>Budang Kamerey Gram Panchayat</i>	<b>Panchayat Functioning</b>	<b>Management of Personnel and Capacity Building</b>	<b>Planning and Budget Formation</b>	<b>Income Generation</b>	<b>Performance of Panchayats</b>	<b>Accountability &amp; Transparency</b>	<b>Innovative Development Interventions</b>
TOTAL	14	3	8	6	13	6	2
COMPOSITE INDEX	0.31	0.33	0.33	0.29	0.31	0.18	0.67
RATE OF IMPACT (IN PERCENTAGE)	31.11	33.33	33.33	28.57	30.95	18.18	66.67

Table 75 summarizes the composite index and rate of impact of award winning panchayat, Khunti DP. Panchayat Functioning, Management of personnel and capacity building, planning and budget formation, income generation, performance of panchayats. Accountability and transparency, and Innovative Development intervention has got 0.36, 0.33, 0.33, 0.33, 0.24, 0.39 and 0.33 respectively as the composite index. Figure 1 shows a graphical representation of the composite index of the evaluated sub units of Khunti district panchayat.

## EVALUATION OF THE INCENTIVIZATION OF PANCHAYATS SCHEME OF MOPR



*Figure 67.* Composite index of the performance of the Budang Kamerey Gram panchayat, Sikkim

The obtained responses from the panchayat officials shows that the meetings are conducted in a systematic way, with giving prominence to circulating agenda in advance, and recording minutes, but not fully systematic. . Important decisions were taken by detailed discussions and vote by conducting meetings which pointed out the democratic nature of the panchayat. The panchayat gives importance to capacity building. The above-mentioned panchayat gives attention to sending their representatives and functionaries for training programmes. The panchayat has to improve a little bit more in terms of panchayat functioning.

Good functioning of Panchayat relies on careful budget allocation too. Khunti panchayat prepares the annual budget, after discussing the plans and gaining suggestions from Gram Sabhas, farmers, youth, NGOs, etc. That means, the participation of all the sectors of the society is ensured in the annual budget planning. It was found that the panchayat has not prepared the Gender Budget for the Financial year 2018-19 and 2019-20.

## **EVALUATION OF THE INCENTIVIZATION OF PANCHAYATS SCHEME OF MOPR**

For the proper functioning of panchayats, the panchayat should give attention to raising the funds or increasing the income of the panchayat. Finding various sources of its own should be more fruitful. It is found that Khunti Panchayat does not generate any income from voluntary contributions in the form of labor or cash. The main source of income is tax, like any other panchayats.

The panchayat has succeeded in achieving aims of the different schemes implemented by the panchayat, and have utilized the funds for the same effectively. Utilization of funds for various schemes intended for development of SC/ST is found to be least utilized. The panchayat has given much attention to the life-style upliftment of the common people by providing safe drinking water, streetlight, drainage facility, giving education on the social issues currently happening around, etc. for improving the life of marginalized groups. The birth-death cases are found to be registered up-to-date. The panchayat is also focussing on undertaking activities with the cooperation of community based groups. The panchayat has not taken any initiative for the upliftment of the women. They have marked no innovative programme or plan framed for the upliftment of the inhabitants of that panchayat.

Proper maintenance of the accounts is done by Khunti panchayat to a moderate extent. The works under RTI Act are found to be done in a good way. BPL list, list of pension beneficiaries, and other like matters are not found to be displayed in the panchayat office or public places, which has to be done so as to make the administration more transparent and trustworthy to the common people. Innovative interventions programmes should be made more to bring better development in the panchayat.

### **3. LUNGCHOK KAMAREY GRAM PANCHAYAT**

The total score obtained for each sub-theme and the composite index and the respective rate of impact is present in Table 76.

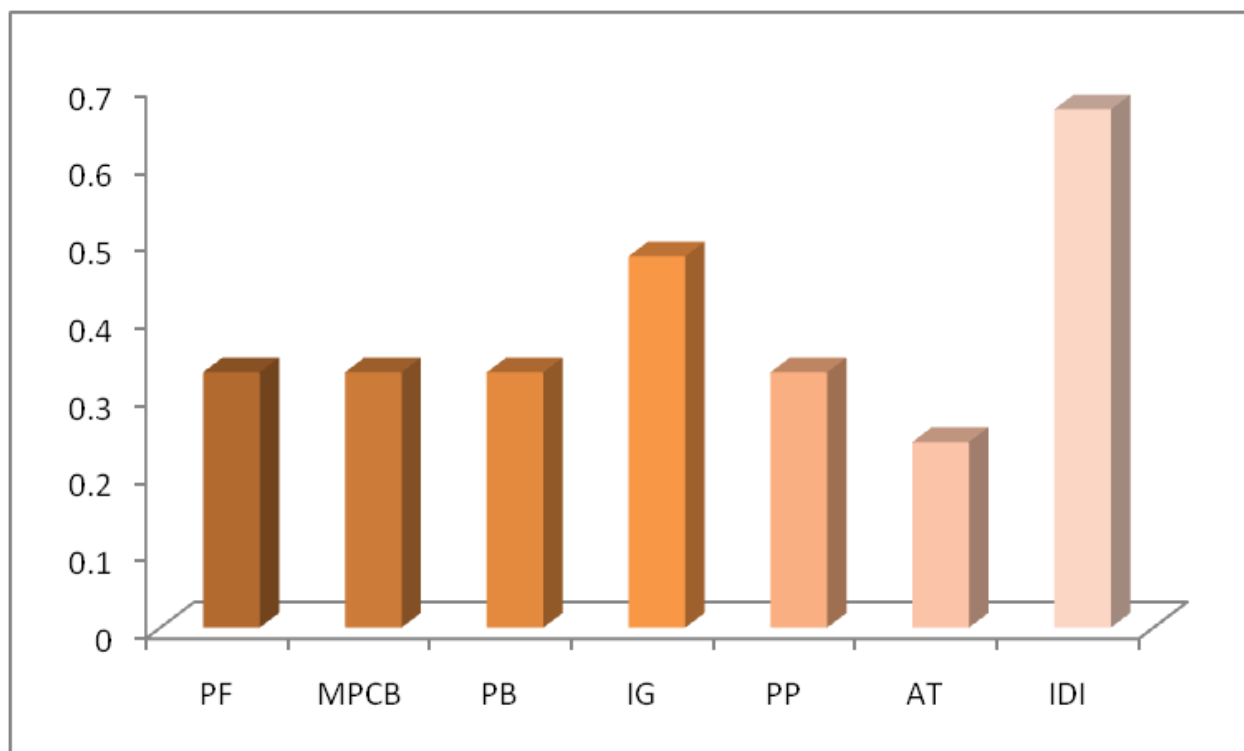
**EVALUATION OF THE INCENTIVIZATION OF PANCHAYATS SCHEME OF MOPR**

Table 76 Performance of Lungchok Kamarey Gram Panchayat, Sikkim

<i>Lungchok Kamarey Gram Panchayat</i>	<b>Panchayat Functioning</b>	<b>Management of Personnel and Capacity Building</b>	<b>Planning and Budget Formation</b>	<b>Income Generation</b>	<b>Performance of Panchayats</b>	<b>Accountability &amp; Transparency</b>	<b>Innovative Development Interventions</b>
TOTAL	15	3	8	10	14	8	2
COMPOSITE INDEX	0.33	0.33	0.33	0.48	0.33	0.24	0.67
RATE OF IMPACT (IN PERCENTAGE)	33.33	33.33	33.33	47.62	33.33	24.24	66.67

Table 76 summarizes the composite index and rate of impact of award winning panchayat, Khunti DP. Panchayat Functioning, Management of personnel and capacity building, planning and budget formation, income generation, performance of panchayats. Accountability and transparency, and Innovative Development intervention has got 0.36, 0.33, 0.33, 0.33, 0.24, 0.39 and 0.33 respectively as the composite index. Figure 68 shows a graphical representation of the composite index of the evaluated sub units of Khunti district panchayat.

## EVALUATION OF THE INCENTIVIZATION OF PANCHAYATS SCHEME OF MOPR



*Figure 68.* Composite index of the performance of the Lungchok Kamarey Gram Panchayat, Sikkim

The obtained responses from the panchayat officials shows that the meetings are conducted in a systematic way, with giving prominence to circulating agenda in advance, and recording minutes, but not fully systematic. . Important decisions were taken by detailed discussions and vote by conducting meetings which pointed out the democratic nature of the panchayat. The panchayat gives importance to capacity building. The above-mentioned panchayat gives attention to sending their representatives and functionaries for training programmes. The panchayat has to improve a little bit more in terms of panchayat functioning.

Good functioning of Panchayat relies on careful budget allocation too. Khunti panchayat prepares the annual budget, after discussing the plans and gaining suggestions from Gram Sabhas, farmers, youth, NGOs, etc. That means, the participation of all the sectors of the society is ensured in the annual budget planning. It was found that the panchayat has not prepared the Gender Budget for the Financial year 2018-19 and 2019-20.

## **EVALUATION OF THE INCENTIVIZATION OF PANCHAYATS SCHEME OF MOPR**

For the proper functioning of panchayats, the panchayat should give attention to raising the funds or increasing the income of the panchayat. Finding various sources of its own should be more fruitful. It is found that Khunti Panchayat does not generate any income from voluntary contributions in the form of labor or cash. The main source of income is tax, like any other panchayats.

The panchayat has succeeded in achieving aims of the different schemes implemented by the panchayat, and have utilized the funds for the same effectively. Utilization of funds for various schemes intended for development of SC/ST is found to be least utilized. The panchayat has given much attention to the life-style upliftment of the common people by providing safe drinking water, streetlight, drainage facility, giving education on the social issues currently happening around, etc. for improving the life of marginalized groups. The birth-death cases are found to be registered up-to-date. The panchayat is also focussing on undertaking activities with the cooperation of community based groups. The panchayat has not taken any initiative for the upliftment of the women. They have marked no innovative programme or plan framed for the upliftment of the inhabitants of that panchayat.

Proper maintenance of the accounts is done by Khunti panchayat to a moderate extent. The works under RTI Act are found to be done in a good way. BPL list, list of pension beneficiaries, and other like matters are not found to be displayed in the panchayat office or public places, which has to be done so as to make the administration more transparent and trustworthy to the common people. Innovative interventions programmes should be made more to bring better development in the panchayat.

### **4. RHENOCK GRAM PANCHAYAT**

The total score obtained for each sub-theme and the composite index and the respective rate of impact is present in Table 77.

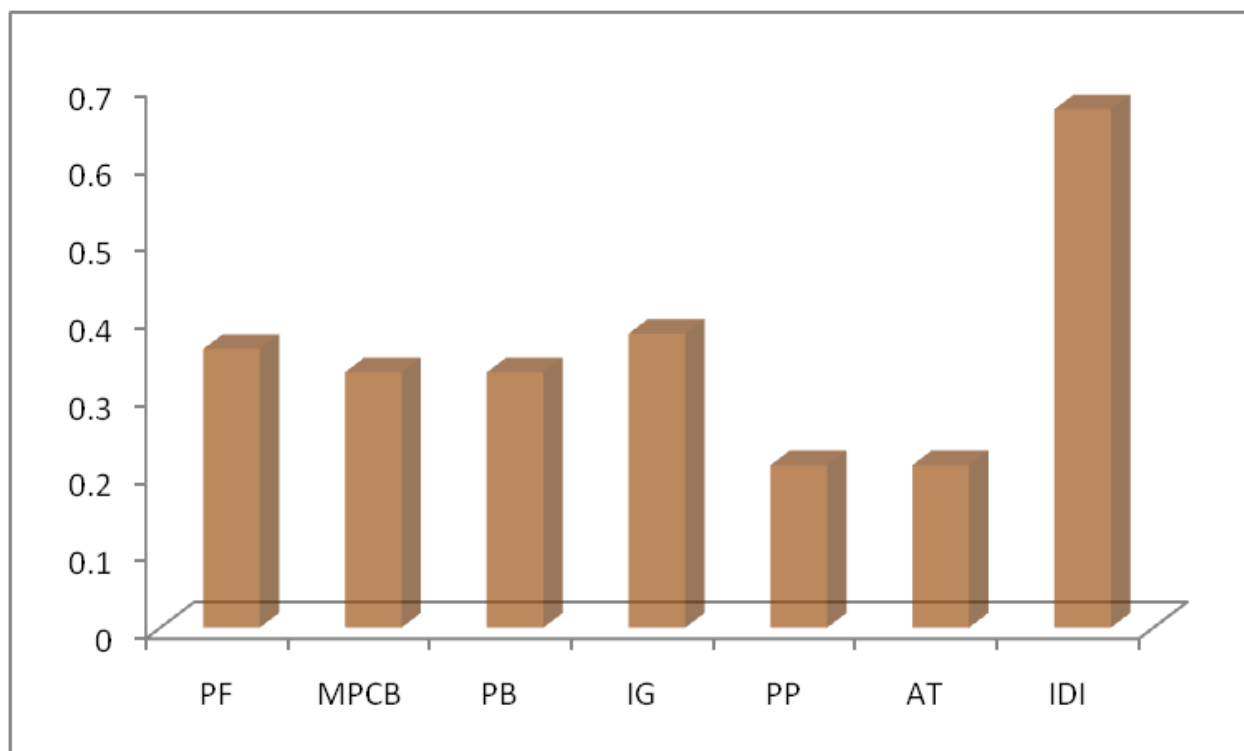
**EVALUATION OF THE INCENTIVIZATION OF PANCHAYATS SCHEME OF MOPR**

Table 77 Performance of Rhenock Gram Panchayat, Sikkim

<i>Rhenock Gram Panchayat</i>	<b>Panchayat Functioning</b>	<b>Management of Personnel and Capacity Building</b>	<b>Planning and Budget Formation</b>	<b>Income Generation</b>	<b>Performance of Panchayats</b>	<b>Accountability &amp; Transparency</b>	<b>Innovative Development Interventions</b>
TOTAL	16	3	8	8	9	7	2
COMPOSITE INDEX	0.36	0.33	0.33	0.38	0.21	0.21	0.67
RATE OF IMPACT (IN PERCENTAGE)	35.56	33.33	33.33	38.10	21.43	21.21	66.67

Table 77 summarizes the composite index and rate of impact of award winning panchayat, Khunti DP. Panchayat Functioning, Management of personnel and capacity building, planning and budget formation, income generation, performance of panchayats. Accountability and transparency, and Innovative Development intervention has got 0.36, 0.33, 0.33, 0.33, 0.24, 0.39 and 0.33 respectively as the composite index. Figure 69 shows a graphical representation of the composite index of the evaluated sub units of Khunti district panchayat.

## EVALUATION OF THE INCENTIVIZATION OF PANCHAYATS SCHEME OF MOPR



*Figure 69.* Composite index of the performance of the Rhenock Gram Panchayat, Sikkim

The obtained responses from the panchayat officials shows that the meetings are conducted in a systematic way, with giving prominence to circulating agenda in advance, and recording minutes, but not fully systematic. . Important decisions were taken by detailed discussions and vote by conducting meetings which pointed out the democratic nature of the panchayat. The panchayat gives importance to capacity building. The above-mentioned panchayat gives attention to sending their representatives and functionaries for training programmes. The panchayat has to improve a little bit more in terms of panchayat functioning.

Good functioning of Panchayat relies on careful budget allocation too. Khunti panchayat prepares the annual budget, after discussing the plans and gaining suggestions from Gram Sabhas, farmers, youth, NGOs, etc. That means, the participation of all the sectors of the society is ensured in the annual budget planning. It was found that the panchayat has not prepared the Gender Budget for the Financial year 2018-19 and 2019-20.

For the proper functioning of panchayats, the panchayat should give attention to raising the funds or increasing the income of the panchayat. Finding various sources of its own should be more



## **EVALUATION OF THE INCENTIVIZATION OF PANCHAYATS SCHEME OF MOPR**

fruitful. It is found that Khunti Panchayat does not generate any income from voluntary contributions in the form of labor or cash. The main source of income is tax, like any other panchayats.

The panchayat has succeeded in achieving aims of the different schemes implemented by the panchayat, and have utilized the funds for the same effectively. Utilization of funds for various schemes intended for development of SC/ST is found to be least utilized. The panchayat has given much attention to the life-style upliftment of the common people by providing safe drinking water, streetlight, drainage facility, giving education on the social issues currently happening around, etc. for improving the life of marginalized groups. The birth-death cases are found to be registered up-to-date. The panchayat is also focussing on undertaking activities with the cooperation of community based groups. The panchayat has not taken any initiative for the upliftment of the women. They have marked no innovative programme or plan framed for the upliftment of the inhabitants of that panchayat.

Proper maintenance of the accounts is done by Khunti panchayat to a moderate extent. The works under RTI Act are found to be done in a good way. BPL list, list of pension beneficiaries, and other like matters are not found to be displayed in the panchayat office or public places, which has to be done so as to make the administration more transparent and trustworthy to the common people. Innovative interventions programmes should be made more to bring better development in the panchayat.

### **5. SINGHIK GRAM PANCHAYAT**

The total score obtained for each sub-theme and the composite index and the respective rate of impact is present in Table 78.

**EVALUATION OF THE INCENTIVIZATION OF PANCHAYATS SCHEME OF MOPR**

Table 78 Performance of Singhik Gram Panchayat, Sikkim

<i>Singhik Gram Panchayat</i>	<b>Panchayat Functioning</b>	<b>Management of Personnel and Capacity Building</b>	<b>Planning and Budget Formation</b>	<b>Income Generation</b>	<b>Performance of Panchayats</b>	<b>Accountability &amp; Transparency</b>	<b>Innovative Development Interventions</b>
TOTAL	15	3	10	7	15	9	2
COMPOSITE INDEX	0.33	0.33	0.42	0.33	0.36	0.27	0.67
RATE OF IMPACT (IN PERCENTAGE)	33.33	33.33	41.67	33.33	35.71	27.27	66.67

Table 78 summarizes the composite index and rate of impact of award winning panchayat, Khunti DP. Panchayat Functioning, Management of personnel and capacity building, planning and budget formation, income generation, performance of panchayats. Accountability and transparency, and Innovative Development intervention has got 0.36, 0.33, 0.33, 0.33, 0.24, 0.39 and 0.33 respectively as the composite index. Figure 70 shows a graphical representation of the composite index of the evaluated sub units of Khunti district panchayat.

## EVALUATION OF THE INCENTIVIZATION OF PANCHAYATS SCHEME OF MOPR

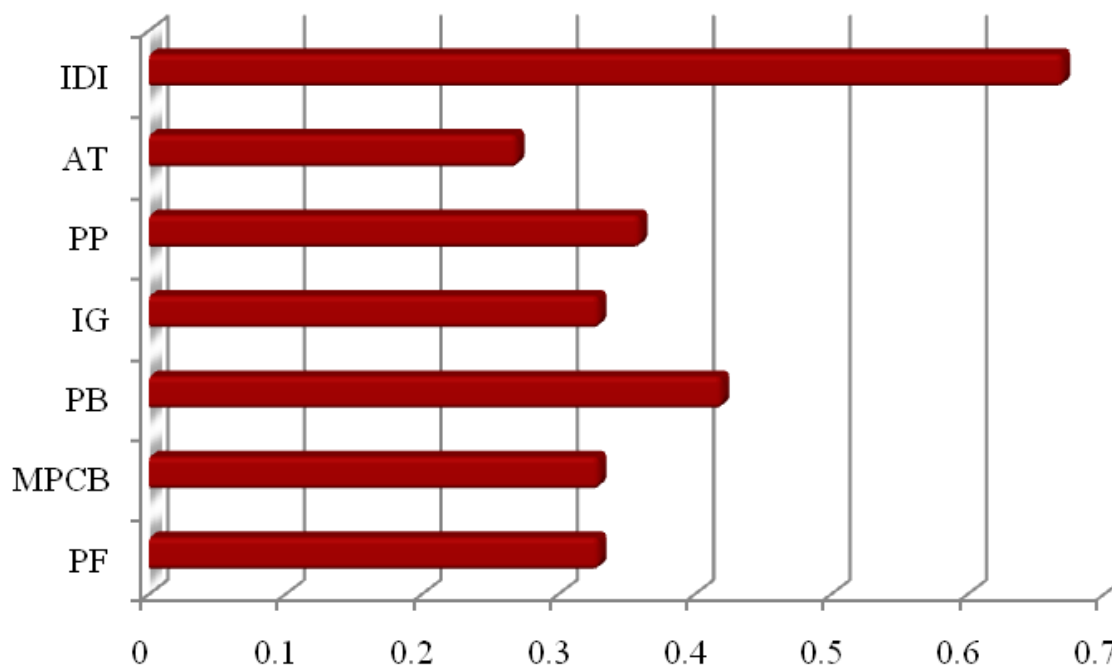


Figure 70. Composite index of the performance of the Singhik Gram Panchayat, Sikkim

The obtained responses from the panchayat officials shows that the meetings are conducted in a systematic way, with giving prominence to circulating agenda in advance, and recording minutes, but not fully systematic. . Important decisions were taken by detailed discussions and vote by conducting meetings which pointed out the democratic nature of the panchayat. The panchayat gives importance to capacity building. The above-mentioned panchayat gives attention to sending their representatives and functionaries for training programmes. The panchayat has to improve a little bit more in terms of panchayat functioning.

Good functioning of Panchayat relies on careful budget allocation too. Khunti panchayat prepares the annual budget, after discussing the plans and gaining suggestions from Gram Sabhas, farmers, youth, NGOs, etc. That means, the participation of all the sectors of the society is ensured in the annual budget planning. It was found that the panchayat has not prepared the Gender Budget for the Financial year 2018-19 and 2019-20.

For the proper functioning of panchayats, the panchayat should give attention to raising the funds or increasing the income of the panchayat. Finding various sources of its own should be more

## **EVALUATION OF THE INCENTIVIZATION OF PANCHAYATS SCHEME OF MOPR**

fruitful. It is found that Khunti Panchayat does not generate any income from voluntary contributions in the form of labor or cash. The main source of income is tax, like any other panchayats.

The panchayat has succeeded in achieving aims of the different schemes implemented by the panchayat, and have utilized the funds for the same effectively. Utilization of funds for various schemes intended for development of SC/ST is found to be least utilized. The panchayat has given much attention to the life-style upliftment of the common people by providing safe drinking water, streetlight, drainage facility, giving education on the social issues currently happening around, etc. for improving the life of marginalized groups. The birth-death cases are found to be registered up-to-date. The panchayat is also focussing on undertaking activities with the cooperation of community based groups. The panchayat has not taken any initiative for the upliftment of the women. They have marked no innovative programme or plan framed for the upliftment of the inhabitants of that panchayat.

Proper maintenance of the accounts is done by Khunti panchayat to a moderate extent. The works under RTI Act are found to be done in a good way. BPL list, list of pension beneficiaries, and other like matters are not found to be displayed in the panchayat office or public places, which has to be done so as to make the administration more transparent and trustworthy to the common people. Innovative interventions programmes should be made more to bring better development in the panchayat.

### **6. PACHEY SAMSING PANCHAYAT**

The total score obtained for each sub-theme and the composite index and the respective rate of impact is present in Table 79.

EVALUATION OF THE INCENTIVIZATION OF PANCHAYATS SCHEME OF MOPR

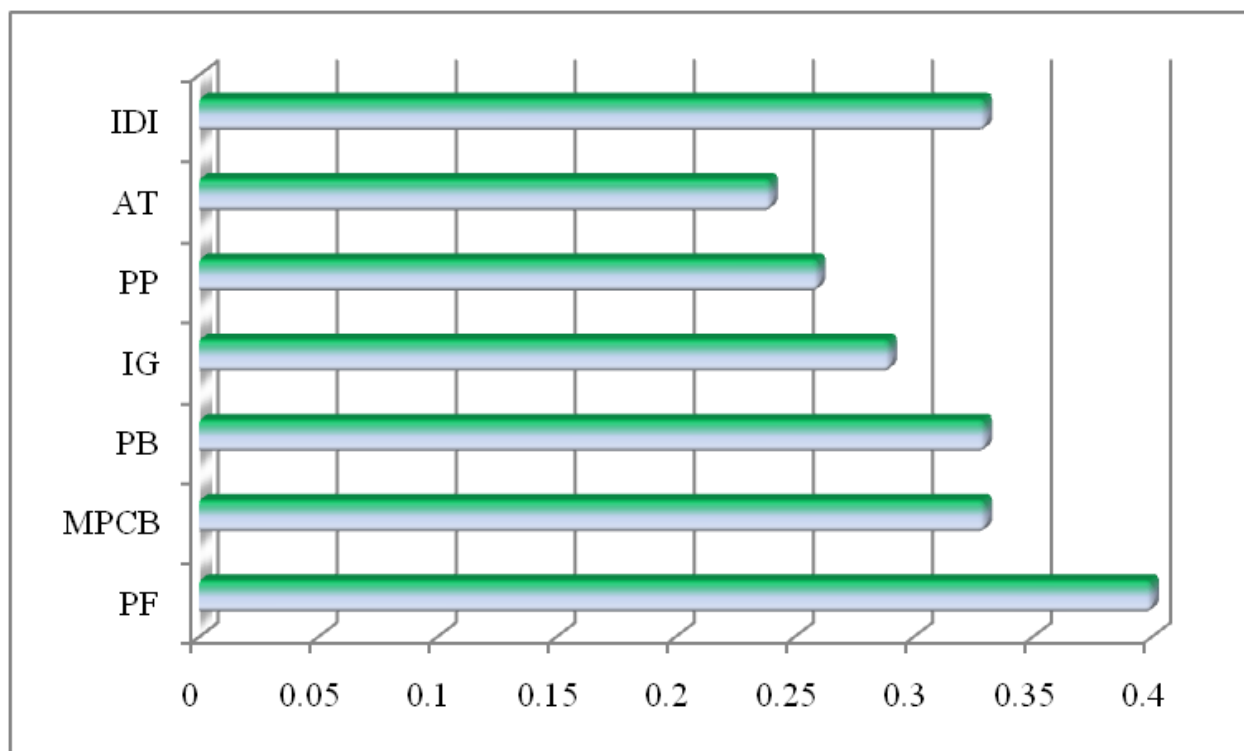
Table 79

*Performance of Pachey Samsing Panchayat, Sikkim*

<i>Pachey Samsing Panchayat</i>	<b>Panchayat Functioning</b>	<b>Management of Personnel and Capacity Building</b>	<b>Planning and Budget Formation</b>	<b>Income Generation</b>	<b>Performance of Panchayats</b>	<b>Accountability &amp; Transparency</b>	<b>Innovative Development Interventions</b>
TOTAL	18	3	8	6	11	8	1
COMPOSITE INDEX	0.40	0.33	0.33	0.29	0.26	0.24	0.33
RATE OF IMPACT (IN PERCENT AGE)	40.00	33.33	33.33	28.57	26.19	24.24	33.33

Table 79 summarizes the composite index and rate of impact of award winning panchayat, Khunti DP. Panchayat Functioning, Management of personnel and capacity building, planning and budget formation, income generation, performance of panchayats. Accountability and transparency, and Innovative Development intervention has got 0.36, 0.33, 0.33, 0.33, 0.24, 0.39 and 0.33 respectively as the composite index. Figure 71 shows a graphical representation of the composite index of the evaluated sub units of Khunti district panchayat.

## EVALUATION OF THE INCENTIVIZATION OF PANCHAYATS SCHEME OF MOPR



*Figure 71.* Composite index of the performance of the Pachey Samsing Gram Panchayat, Sikkim

The obtained responses from the panchayat officials shows that the meetings are conducted in a systematic way, with giving prominence to circulating agenda in advance, and recording minutes, but not fully systematic. . Important decisions were taken by detailed discussions and vote by conducting meetings which pointed out the democratic nature of the panchayat. The panchayat gives importance to capacity building. The above-mentioned panchayat gives attention to sending their representatives and functionaries for training programmes. The panchayat has to improve a little bit more in terms of panchayat functioning.

Good functioning of Panchayat relies on careful budget allocation too. Khunti panchayat prepares the annual budget, after discussing the plans and gaining suggestions from Gram Sabhas, farmers, youth, NGOs, etc. That means, the participation of all the sectors of the society is ensured in the annual budget planning. It was found that the panchayat has not prepared the Gender Budget for the Financial year 2018-19 and 2019-20.

For the proper functioning of panchayats, the panchayat should give attention to raising the funds or increasing the income of the panchayat. Finding various sources of its own should be more

## **EVALUATION OF THE INCENTIVIZATION OF PANCHAYATS SCHEME OF MOPR**

fruitful. It is found that Khunti Panchayat does not generate any income from voluntary contributions in the form of labor or cash. The main source of income is tax, like any other panchayats.

The panchayat has succeeded in achieving aims of the different schemes implemented by the panchayat, and have utilized the funds for the same effectively. Utilization of funds for various schemes intended for development of SC/ST is found to be least utilized. The panchayat has given much attention to the life-style upliftment of the common people by providing safe drinking water, streetlight, drainage facility, giving education on the social issues currently happening around, etc. for improving the life of marginalized groups. The birth-death cases are found to be registered up-to-date. The panchayat is also focussing on undertaking activities with the cooperation of community based groups. The panchayat has not taken any initiative for the upliftment of the women. They have marked no innovative programme or plan framed for the upliftment of the inhabitants of that panchayat.

Proper maintenance of the accounts is done by Khunti panchayat to a moderate extent. The works under RTI Act are found to be done in a good way. BPL list, list of pension beneficiaries, and other like matters are not found to be displayed in the panchayat office or public places, which has to be done so as to make the administration more transparent and trustworthy to the common people. Innovative interventions programmes should be made more to bring better development in the panchayat.

### **7. RANKA GPU GRAM PANCHAYAT**

The total score obtained for each sub-theme and the composite index and the respective rate of impact is present in Table 80.

**EVALUATION OF THE INCENTIVIZATION OF PANCHAYATS SCHEME OF MOPR**

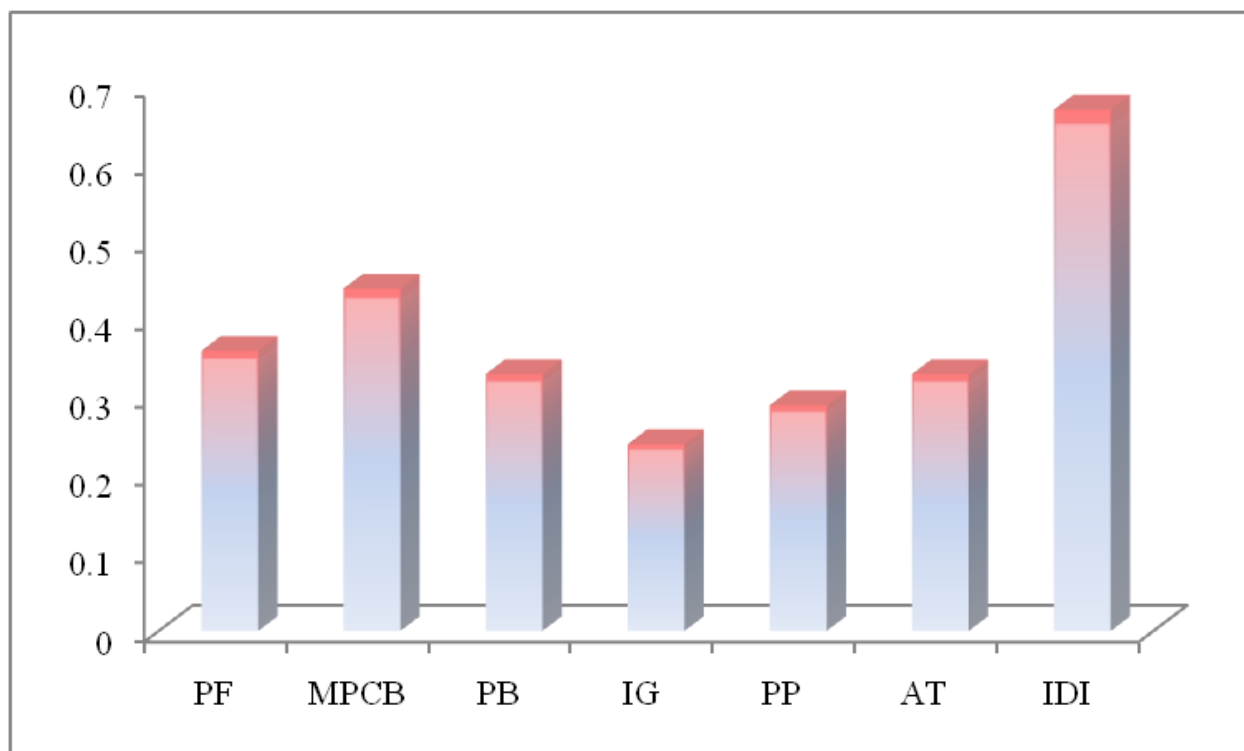
Table 80 *Performance of Ranka GPU Gram Panchayat*

<i>Ranka GPU Gram Panchayat</i>	<b>Panchayat Functioning</b>	<b>Management of Personnel and Capacity Building</b>	<b>Planning and Budget Formation</b>	<b>Income Generation</b>	<b>Performance of Panchayats</b>	<b>Accountability &amp; Transparency</b>	<b>Innovative Development Interventions</b>
TOTAL	16	4	8	5	12	11	2
COMPOSITE INDEX	0.36	0.44	0.33	0.24	0.29	0.33	0.67
RATE OF IMPACT (IN PERCENTAGE)	35.56	44.44	33.33	23.81	28.57	33.33	66.67

Table 80 summarizes the composite index and rate of impact of award winning panchayat, Khunti DP. Panchayat Functioning, Management of personnel and capacity building, planning and budget formation, income generation, performance of panchayats. Accountability and transparency, and Innovative Development intervention has got 0.36, 0.33, 0.33, 0.33, 0.24, 0.39 and 0.33 respectively as the composite index. Figure 72 shows a graphical representation of the composite index of the evaluated sub units of Khunti district panchayat.



## EVALUATION OF THE INCENTIVIZATION OF PANCHAYATS SCHEME OF MOPR



*Figure 72.* Composite index of the performance of the Ranka GPU Gram Panchayat, Sikkim

The obtained responses from the panchayat officials shows that the meetings are conducted in a systematic way, with giving prominence to circulating agenda in advance, and recording minutes, but not fully systematic. . Important decisions were taken by detailed discussions and vote by conducting meetings which pointed out the democratic nature of the panchayat. The panchayat gives importance to capacity building. The above-mentioned panchayat gives attention to sending their representatives and functionaries for training programmes. The panchayat has to improve a little bit more in terms of panchayat functioning.

Good functioning of Panchayat relies on careful budget allocation too. Khunti panchayat prepares the annual budget, after discussing the plans and gaining suggestions from Gram Sabhas, farmers, youth, NGOs, etc. That means, the participation of all the sectors of the society is ensured in the annual budget planning. It was found that the panchayat has not prepared the Gender Budget for the Financial year 2018-19 and 2019-20.

For the proper functioning of panchayats, the panchayat should give attention to raising the funds or increasing the income of the panchayat. Finding various sources of its own should be more

## **EVALUATION OF THE INCENTIVIZATION OF PANCHAYATS SCHEME OF MOPR**

fruitful. It is found that Khunti Panchayat does not generate any income from voluntary contributions in the form of labor or cash. The main source of income is tax, like any other panchayats.

The panchayat has succeeded in achieving aims of the different schemes implemented by the panchayat, and have utilized the funds for the same effectively. Utilization of funds for various schemes intended for development of SC/ST is found to be least utilized. The panchayat has given much attention to the life-style upliftment of the common people by providing safe drinking water, streetlight, drainage facility, giving education on the social issues currently happening around, etc. for improving the life of marginalized groups. The birth-death cases are found to be registered up-to-date. The panchayat is also focussing on undertaking activities with the cooperation of community based groups. The panchayat has not taken any initiative for the upliftment of the women. They have marked no innovative programme or plan framed for the upliftment of the inhabitants of that panchayat.

Proper maintenance of the accounts is done by Khunti panchayat to a moderate extent. The works under RTI Act are found to be done in a good way. BPL list, list of pension beneficiaries, and other like matters are not found to be displayed in the panchayat office or public places, which has to be done so as to make the administration more transparent and trustworthy to the common people. Innovative interventions programmes should be made more to bring better development in the panchayat.

### **8. YANGTEY GRAM PANCHAYAT**

The total score obtained for each sub-theme and the composite index and the respective rate of impact is present in Table 81.

**EVALUATION OF THE INCENTIVIZATION OF PANCHAYATS SCHEME OF MOPR**

Table 81

*Performance of Yangtey Gram Panchayat, Sikkim*

<i>Yangtey Gram Panchayat</i>	<b>Panchayat Functioning</b>	<b>Management of Personnel and Capacity Building</b>	<b>Planning and Budget Formation</b>	<b>Income Generation</b>	<b>Performance of Panchayats</b>	<b>Accountability &amp; Transparency</b>	<b>Innovative Development Interventions</b>
TOTAL	14	35	5	4	10	6	1
COMPOSITE INDEX	0.31	0.33	0.21	0.19	0.24	0.18	0.33
RATE OF IMPACT (IN PERCENTAGE)	31.11	33.33	20.83	19.05	23.81	18.18	33.33

Table 81 summarizes the composite index and rate of impact of award winning panchayat, Khunti DP. Panchayat Functioning, Management of personnel and capacity building, planning and budget formation, income generation, performance of panchayats. Accountability and transparency, and Innovative Development intervention has got 0.36, 0.33, 0.33, 0.33, 0.24, 0.39 and 0.33 respectively as the composite index. Figure 73 shows a graphical representation of the composite index of the evaluated sub units of Khunti district panchayat.

## EVALUATION OF THE INCENTIVIZATION OF PANCHAYATS SCHEME OF MOPR

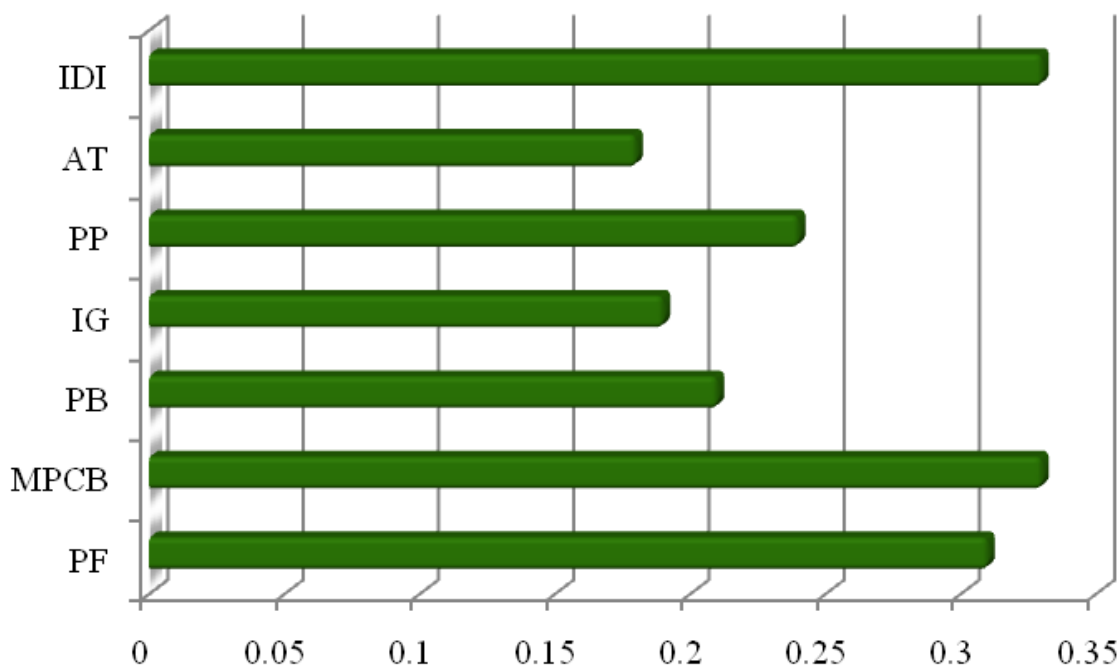


Figure 73. Composite index of the performance of the Yangtey Gram Panchayat, Sikkim

The obtained responses from the panchayat officials shows that the meetings are conducted in a systematic way, with giving prominence to circulating agenda in advance, and recording minutes, but not fully systematic. . Important decisions were taken by detailed discussions and vote by conducting meetings which pointed out the democratic nature of the panchayat. The panchayat gives importance to capacity building. The above-mentioned panchayat gives attention to sending their representatives and functionaries for training programmes. The panchayat has to improve a little bit more in terms of panchayat functioning.

Good functioning of Panchayat relies on careful budget allocation too. Khunti panchayat prepares the annual budget, after discussing the plans and gaining suggestions from Gram Sabhas, farmers, youth, NGOs, etc. That means, the participation of all the sectors of the society is ensured in the annual budget planning. It was found that the panchayat has not prepared the Gender Budget for the Financial year 2018-19 and 2019-20.

For the proper functioning of panchayats, the panchayat should give attention to raising the funds or increasing the income of the panchayat. Finding various sources of its own should be more

## **EVALUATION OF THE INCENTIVIZATION OF PANCHAYATS SCHEME OF MOPR**

fruitful. It is found that Khunti Panchayat does not generate any income from voluntary contributions in the form of labor or cash. The main source of income is tax, like any other panchayats.

The panchayat has succeeded in achieving aims of the different schemes implemented by the panchayat, and have utilized the funds for the same effectively. Utilization of funds for various schemes intended for development of SC/ST is found to be least utilized. The panchayat has given much attention to the life-style upliftment of the common people by providing safe drinking water, streetlight, drainage facility, giving education on the social issues currently happening around, etc. for improving the life of marginalized groups. The birth-death cases are found to be registered up-to-date. The panchayat is also focussing on undertaking activities with the cooperation of community based groups. The panchayat has not taken any initiative for the upliftment of the women. They have marked no innovative programme or plan framed for the upliftment of the inhabitants of that panchayat.

Proper maintenance of the accounts is done by Khunti panchayat to a moderate extent. The works under RTI Act are found to be done in a good way. BPL list, list of pension beneficiaries, and other like matters are not found to be displayed in the panchayat office or public places, which has to be done so as to make the administration more transparent and trustworthy to the common people. Innovative interventions programmes should be made more to bring better development in the panchayat.

### **9. PREMLAKHA SUBANEYDARA GRAM PANCHAYAT**

The total score obtained for each sub-theme and the composite index and the respective rate of impact is present in Table 82.

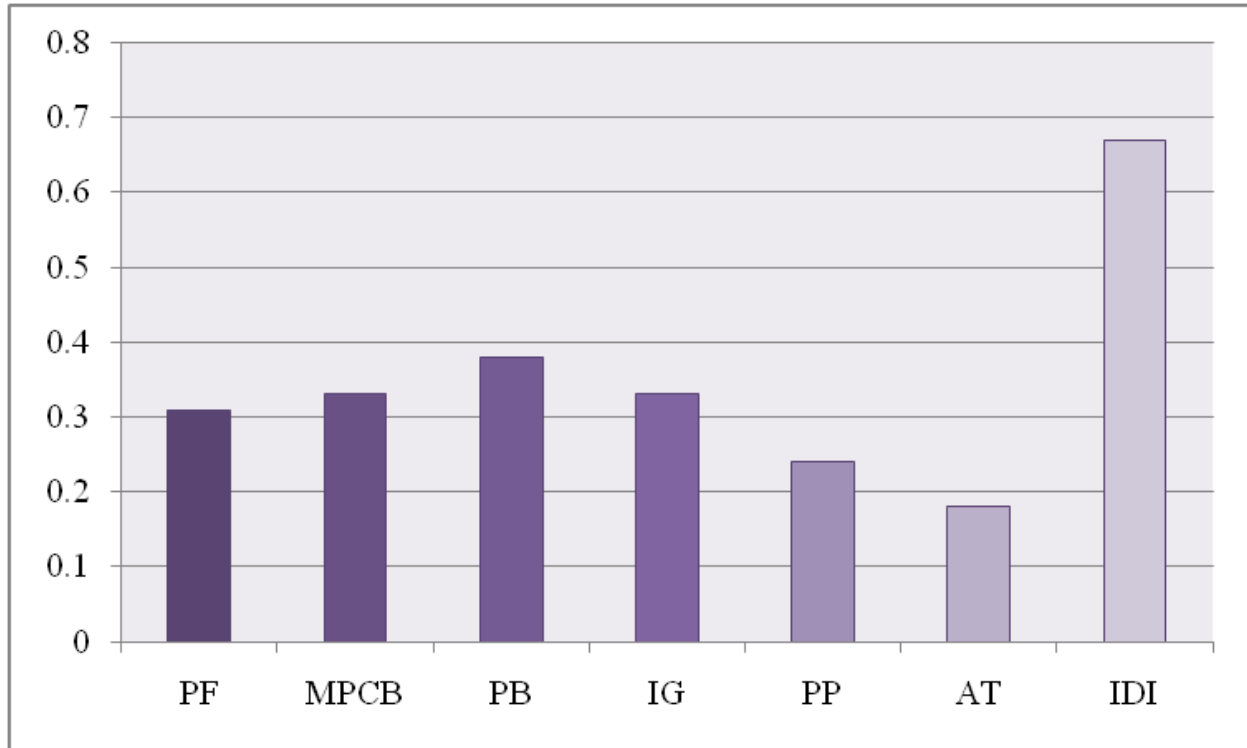
**EVALUATION OF THE INCENTIVIZATION OF PANCHAYATS SCHEME OF MOPR**

Table 82 *Performance of Premlakha Subaneydara Gram Panchayat, Sikkim*

<i>Premlakha Subaneydara Gram Panchayat</i>	<b>Panchayat Functioning</b>	<b>Management of Personnel and Capacity Building</b>	<b>Planning and Budget Formation</b>	<b>Income Generation</b>	<b>Performance of Panchayats</b>	<b>Accountability &amp; Transparency</b>	<b>Innovative Development Interventions</b>
TOTAL	14	39	9	7	106	6	2
COMPOSITE INDEX	0.31	0.33	0.38	0.33	0.24	0.18	0.67
RATE OF IMPACT (IN PERCENTAGE)	31.11	33.33	37.50	33.33	23.81	18.18	66.67

Table 82 summarizes the composite index and rate of impact of award winning panchayat, Khunti DP. Panchayat Functioning, Management of personnel and capacity building, planning and budget formation, income generation, performance of panchayats. Accountability and transparency, and Innovative Development intervention has got 0.36, 0.33, 0.33, 0.33, 0.24, 0.39 and 0.33 respectively as the composite index. Figure 74 shows a graphical representation of the composite index of the evaluated sub units of Khunti district panchayat.

## EVALUATION OF THE INCENTIVIZATION OF PANCHAYATS SCHEME OF MOPR



*Figure 74.* Composite index of the performance of the Premlakha Subaneydara Gram Panchayat, Sikkim

The obtained responses from the panchayat officials shows that the meetings are conducted in a systematic way, with giving prominence to circulating agenda in advance, and recording minutes, but not fully systematic. . Important decisions were taken by detailed discussions and vote by conducting meetings which pointed out the democratic nature of the panchayat. The panchayat gives importance to capacity building. The above-mentioned panchayat gives attention to sending their representatives and functionaries for training programmes. The panchayat has to improve a little bit more in terms of panchayat functioning.

Good functioning of Panchayat relies on careful budget allocation too. Khunti panchayat prepares the annual budget, after discussing the plans and gaining suggestions from Gram Sabhas, farmers, youth, NGOs, etc. That means, the participation of all the sectors of the society is ensured in the annual budget planning. It was found that the panchayat has not prepared the Gender Budget for the Financial year 2018-19 and 2019-20.

## **EVALUATION OF THE INCENTIVIZATION OF PANCHAYATS SCHEME OF MOPR**

For the proper functioning of panchayats, the panchayat should give attention to raising the funds or increasing the income of the panchayat. Finding various sources of its own should be more fruitful. It is found that Khunti Panchayat does not generate any income from voluntary contributions in the form of labor or cash. The main source of income is tax, like any other panchayats.

The panchayat has succeeded in achieving aims of the different schemes implemented by the panchayat, and have utilized the funds for the same effectively. Utilization of funds for various schemes intended for development of SC/ST is found to be least utilized. The panchayat has given much attention to the life-style upliftment of the common people by providing safe drinking water, streetlight, drainage facility, giving education on the social issues currently happening around, etc. for improving the life of marginalized groups. The birth-death cases are found to be registered up-to-date. The panchayat is also focussing on undertaking activities with the cooperation of community based groups. The panchayat has not taken any initiative for the upliftment of the women. They have marked no innovative programme or plan framed for the upliftment of the inhabitants of that panchayat.

Proper maintenance of the accounts is done by Khunti panchayat to a moderate extent. The works under RTI Act are found to be done in a good way. BPL list, list of pension beneficiaries, and other like matters are not found to be displayed in the panchayat office or public places, which has to be done so as to make the administration more transparent and trustworthy to the common people. Innovative interventions programmes should be made more to bring better development in the panchayat.

### **NON-AWARD WINNING PANCHAYAT**

#### **1. TURUNG MAMRING GPU GRAM PANCHAYAT**

The total score obtained for each sub-theme and the composite index and the respective rate of impact is present in Table 83



**EVALUATION OF THE INCENTIVIZATION OF PANCHAYATS SCHEME OF MOPR**

Table 83

*Performance of Turung Mamring GPU Gram Panchayat, Sikkim*

<i>Turung Mamring GPU Gram Panchayat</i>	<b>Panchayat Functioning</b>	<b>Management of Personnel and Capacity Building</b>	<b>Planning and Budget Formation</b>	<b>Income Generation</b>	<b>Performance of Panchayats</b>	<b>Accountability &amp; Transparency</b>	<b>Innovative Development Interventions</b>
TOTAL	15	37	4	4	8	0	
COMPOSITE INDEX	0.33	0.33	0.29	0.19	0.10	0.24	0.00
RATE OF IMPACT (IN PERCENTAGE)	33.33	33.33	29.17	19.05	9.52	24.24	0.00

Table 83 summarizes the composite index and rate of impact of award winning panchayat, Khunti DP. Panchayat Functioning, Management of personnel and capacity building, planning and budget formation, income generation, performance of panchayats. Accountability and transparency, and Innovative Development intervention has got 0.36, 0.33, 0.33, 0.33, 0.24, 0.39 and 0.33 respectively as the composite index. Figure 75 shows a graphical representation of the composite index of the evaluated sub units of Khunti district panchayat.

## EVALUATION OF THE INCENTIVIZATION OF PANCHAYATS SCHEME OF MOPR

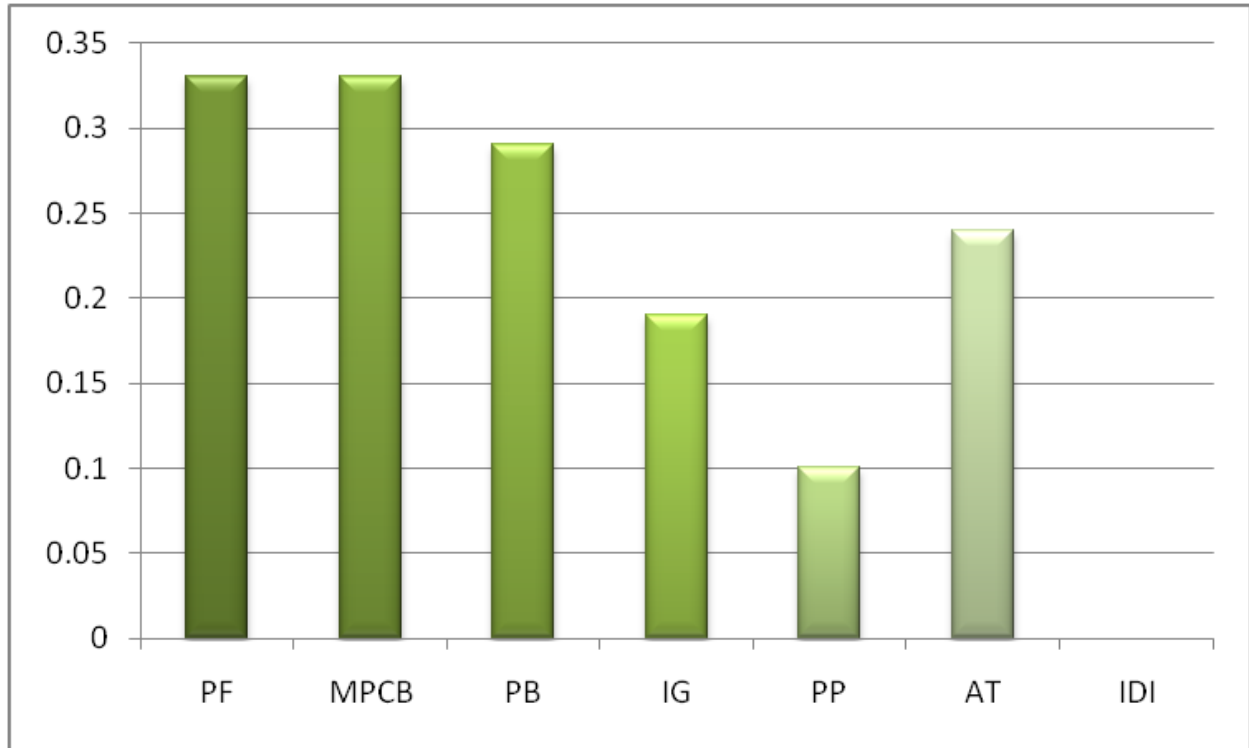


Figure 75. Composite index of the performance of the *Turung Mamring GPU Gram Panchayat, Sikkim*

The obtained responses from the panchayat officials shows that the meetings are conducted in a systematic way, with giving prominence to circulating agenda in advance, and recording minutes, but not fully systematic. . Important decisions were taken by detailed discussions and vote by conducting meetings which pointed out the democratic nature of the panchayat. The panchayat gives importance to capacity building. The above-mentioned panchayat gives attention to sending their representatives and functionaries for training programmes. The panchayat has to improve a little bit more in terms of panchayat functioning.

Good functioning of Panchayat relies on careful budget allocation too. Khunti panchayat prepares the annual budget, after discussing the plans and gaining suggestions from Gram Sabhas, farmers, youth, NGOs, etc. That means, the participation of all the sectors of the society is ensured in the annual budget planning. It was found that the panchayat has not prepared the Gender Budget for the Financial year 2018-19 and 2019-20.

## **EVALUATION OF THE INCENTIVIZATION OF PANCHAYATS SCHEME OF MOPR**

For the proper functioning of panchayats, the panchayat should give attention to raising the funds or increasing the income of the panchayat. Finding various sources of its own should be more fruitful. It is found that Khunti Panchayat does not generate any income from voluntary contributions in the form of labor or cash. The main source of income is tax, like any other panchayats.

The panchayat has succeeded in achieving aims of the different schemes implemented by the panchayat, and have utilized the funds for the same effectively. Utilization of funds for various schemes intended for development of SC/ST is found to be least utilized. The panchayat has given much attention to the life-style upliftment of the common people by providing safe drinking water, streetlight, drainage facility, giving education on the social issues currently happening around, etc. for improving the life of marginalized groups. The birth-death cases are found to be registered up-to-date. The panchayat is also focussing on undertaking activities with the cooperation of community based groups. The panchayat has not taken any initiative for the upliftment of the women. They have marked no innovative programme or plan framed for the upliftment of the inhabitants of that panchayat.

Proper maintenance of the accounts is done by Khunti panchayat to a moderate extent. The works under RTI Act are found to be done in a good way. BPL list, list of pension beneficiaries, and other like matters are not found to be displayed in the panchayat office or public places, which has to be done so as to make the administration more transparent and trustworthy to the common people. Innovative interventions programmes should be made more to bring better development in the panchayat.

### **2. SIMIK LINGZEY GPU GRAM PANCHAYAT**

The total score obtained for each sub-theme and the composite index and the respective rate of impact is present in Table 84.

**EVALUATION OF THE INCENTIVIZATION OF PANCHAYATS SCHEME OF MOPR**

Table 84 *Performance of Simik Lingzey GPU Gram Panchayat, Sikkim*

<i>Simik Lingzey GPU Gram Panchayat</i>	<b>Panchayat Functioning</b>	<b>Management of Personnel and Capacity Building</b>	<b>Planning and Budget Formation</b>	<b>Income Generation</b>	<b>Performance of Panchayats</b>	<b>Accountability &amp; Transparency</b>	<b>Innovative Development Interventions</b>
TOTAL	13	37	5	13	6	2	
COMPOSITE INDEX	0.29	0.33	0.29	0.24	0.31	0.18	0.67
RATE OF IMPACT (IN PERCENTAGE)	28.89	33.33	29.17	23.81	30.95	18.18	66.67

Table 84 summarizes the composite index and rate of impact of award winning panchayat, Khunti DP. Panchayat Functioning, Management of personnel and capacity building, planning and budget formation, income generation, performance of panchayats. Accountability and transparency, and Innovative Development intervention has got 0.36, 0.33, 0.33, 0.33, 0.24, 0.39 and 0.33 respectively as the composite index. Figure 76 shows a graphical representation of the composite index of the evaluated sub units of Khunti district panchayat.

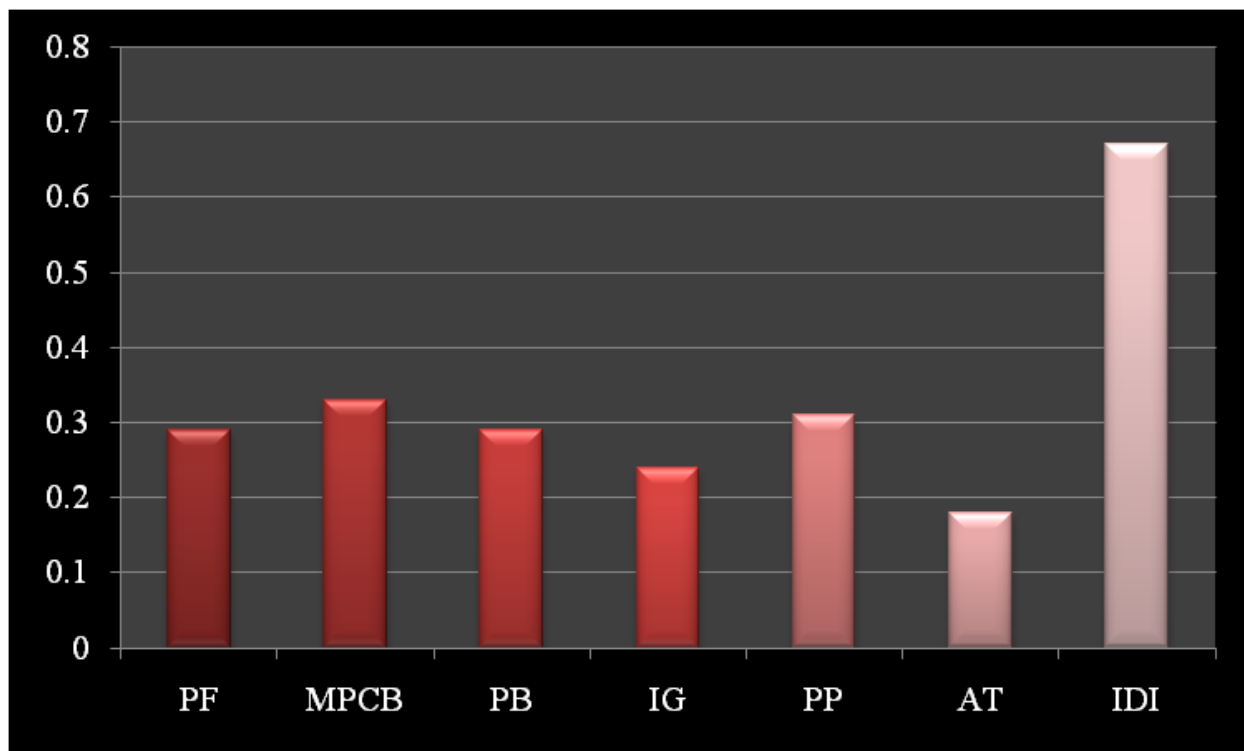


Figure 76. Composite index of the performance of the *Simik Lingzey GPU Gram Panchayat, Sikkim*

The obtained responses from the panchayat officials shows that the meetings are conducted in a systematic way, with giving prominence to circulating agenda in advance, and recording minutes, but not fully systematic. . Important decisions were taken by detailed discussions and vote by conducting meetings which pointed out the democratic nature of the panchayat. The panchayat gives importance to capacity building. The above-mentioned panchayat gives attention to sending their representatives and functionaries for training programmes. The panchayat has to improve a little bit more in terms of panchayat functioning.

Good functioning of Panchayat relies on careful budget allocation too. Khunti panchayat prepares the annual budget, after discussing the plans and gaining suggestions from Gram Sabhas, farmers, youth, NGOs, etc. That means, the participation of all the sectors of the society is ensured in the annual budget planning. It was found that the panchayat has not prepared the Gender Budget for the Financial year 2018-19 and 2019-20.

## **EVALUATION OF THE INCENTIVIZATION OF PANCHAYATS SCHEME OF MOPR**

For the proper functioning of panchayats, the panchayat should give attention to raising the funds or increasing the income of the panchayat. Finding various sources of its own should be more fruitful. It is found that Khunti Panchayat does not generate any income from voluntary contributions in the form of labor or cash. The main source of income is tax, like any other panchayats.

The panchayat has succeeded in achieving aims of the different schemes implemented by the panchayat, and have utilized the funds for the same effectively. Utilization of funds for various schemes intended for development of SC/ST is found to be least utilized. The panchayat has given much attention to the life-style upliftment of the common people by providing safe drinking water, streetlight, drainage facility, giving education on the social issues currently happening around, etc. for improving the life of marginalized groups. The birth-death cases are found to be registered up-to-date. The panchayat is also focussing on undertaking activities with the cooperation of community based groups. The panchayat has not taken any initiative for the upliftment of the women. They have marked no innovative programme or plan framed for the upliftment of the inhabitants of that panchayat.

Proper maintenance of the accounts is done by Khunti panchayat to a moderate extent. The works under RTI Act are found to be done in a good way. BPL list, list of pension beneficiaries, and other like matters are not found to be displayed in the panchayat office or public places, which has to be done so as to make the administration more transparent and trustworthy to the common people. Innovative interventions programmes should be made more to bring better development in the panchayat.

## **STATE OF JHARKHAND**

### **Award Winning Panchayats**

The data were collected from 5 award winning panchayats and the details of the analysis done is discussed further.

**1. KHUNTI DISTRICT PANCHAYAT**

The total score obtained for each sub-theme and the composite index and the respective rate of impact is present in Table 85

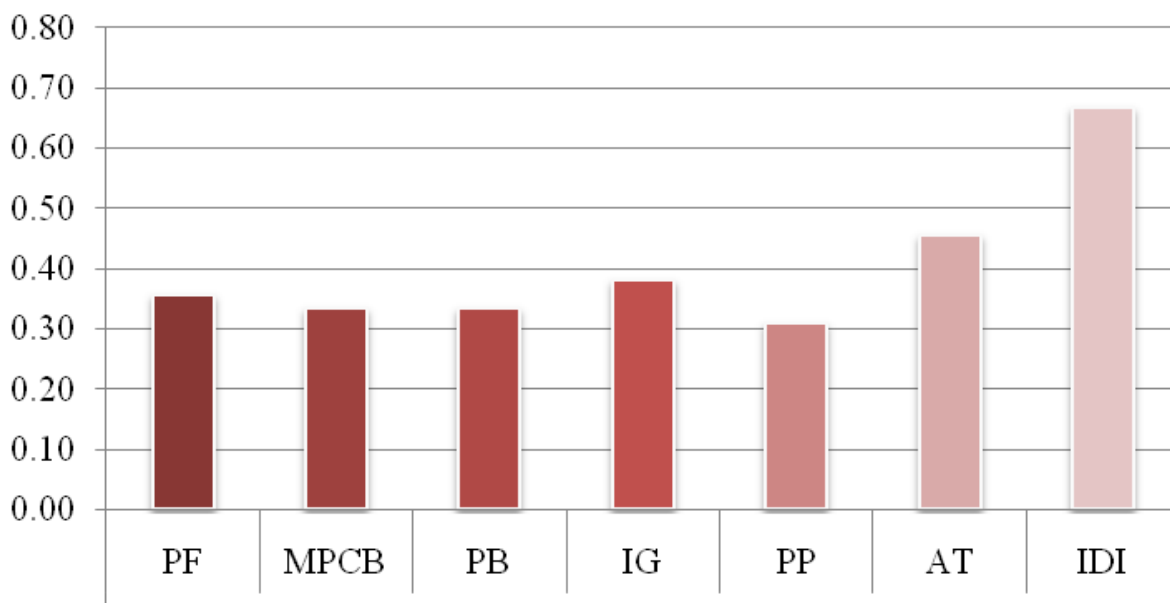
Table 85

*Performance of Khunti District Panchayat, Jharkhand*

<i>Khunti District Panchayat</i>	<b>Panchayat Functioning</b>	<b>Management of Personnel and Capacity Building</b>	<b>Planning and Budget Formation</b>	<b>Income Generation</b>	<b>Performance of Panchayats</b>	<b>Accountability &amp; Transparency</b>	<b>Innovative Development Interventions</b>
TOTAL	16	3	8	7	10	13	1
COMPOSITE INDEX	0.36	0.33	0.33	0.33	0.24	0.39	0.33
RATE OF IMPACT (IN PERCENTAGE)	35.56	33.33	33.33	33.33	23.81	39.39	33.33

Table 85 summarizes the composite index and rate of impact of award winning panchayat, Khunti DP. Panchayat Functioning, Management of personnel and capacity building, planning and budget formation, income generation, performance of panchayats. Accountability and transparency, and Innovative Development intervention has got 0.36, 0.33, 0.33, 0.33, 0.24, 0.39 and 0.33 respectively as the composite index. Figure 77 shows a graphical representation of the composite index of the evaluated sub units of Khunti district panchayat.

## EVALUATION OF THE INCENTIVIZATION OF PANCHAYATS SCHEME OF MOPR



*Figure 77.* Composite index of the performance of the Khunti District Panchayat, Jharkhand

The obtained responses from the panchayat officials shows that the meetings are conducted in a systematic way, with giving prominence to circulating agenda in advance, and recording minutes, but not fully systematic. . Important decisions were taken by detailed discussions and vote by conducting meetings which pointed out the democratic nature of the panchayat. The panchayat gives importance to capacity building. The above-mentioned panchayat gives attention to sending their representatives and functionaries for training programmes. The panchayat has to improve a little bit more in terms of panchayat functioning.

Good functioning of Panchayat relies on careful budget allocation too. Khunti panchayat prepares the annual budget, after discussing the plans and gaining suggestions from Gram Sabhas, farmers, youth, NGOs, etc. That means, the participation of all the sectors of the society is ensured in the annual budget planning. It was found that the panchayat has not prepared the Gender Budget for the Financial year 2018-19 and 2019-20.

For the proper functioning of panchayats, the panchayat should give attention to raising the funds or increasing the income of the panchayat. Finding various sources of its own should be more fruitful. It is found that Khunti Panchayat does not generate any income from voluntary



## **EVALUATION OF THE INCENTIVIZATION OF PANCHAYATS SCHEME OF MOPR**

contributions in the form of labor or cash. The main source of income is tax, like any other panchayats.

The panchayat has succeeded in achieving aims of the different schemes implemented by the panchayat, and have utilized the funds for the same effectively. Utilization of funds for various schemes intended for development of SC/ST is found to be least utilized. The panchayat has given much attention to the life-style upliftment of the common people by providing safe drinking water, streetlight, drainage facility, giving education on the social issues currently happening around, etc. for improving the life of marginalized groups. The birth-death cases are found to be registered up-to-date. The panchayat is also focussing on undertaking activities with the cooperation of community based groups. The panchayat has not taken any initiative for the upliftment of the women. They have marked no innovative programme or plan framed for the upliftment of the inhabitants of that panchayat.

Proper maintenance of the accounts is done by Khunti panchayat to a moderate extent. The works under RTI Act are found to be done in a good way. BPL list, list of pension beneficiaries, and other like matters are not found to be displayed in the panchayat office or public places, which has to be done so as to make the administration more transparent and trustworthy to the common people. Innovative interventions programmes should be made more to bring better development in the panchayat.

### **2. PINDARKON GRAM PANCHAYAT**

The total score obtained for each sub-theme and the composite index and the respective rate of impact is present in Table 86.

EVALUATION OF THE INCENTIVIZATION OF PANCHAYATS SCHEME OF MOPR

Table 86

*Performance of Pindarkon Gram Panchayat, Jharkhand*

<i>Gram Panchayat, Jharkhand</i>	<b>Panchayat Functioning</b>	<b>Management of Personnel and Capacity Building</b>	<b>Planning and Budget Formation</b>	<b>Income Generation</b>	<b>Performance of Panchayats</b>	<b>Accountability &amp; Transparency</b>	<b>Innovative Development Interventions</b>
TOTAL	24	2	11	7	14	12	1
COMPOSITE INDEX	0.53	0.22	0.46	0.33	0.33	0.36	0.33
RATE OF IMPACT (IN PERCENTAGE)	53.33	22.22	45.83	33.33	33.33	36.36	33.33

Table 86 summarizes the composite index and rate of impact of award winning panchayat, Pindarkon GP. Panchayat Functioning, Management of personnel and capacity building, planning and budget formation, income generation, performance of panchayats. Accountability and transparency, and Innovative Development intervention has got 0.53, 0.22, 0.46, 0.33, 0.33, 0.36 and 0.33 respectively as the composite index. Figure 78 shows a graphical illustration of the composite index of the evaluated sub units of Pindarkon gram panchayat.

## EVALUATION OF THE INCENTIVIZATION OF PANCHAYATS SCHEME OF MOPR

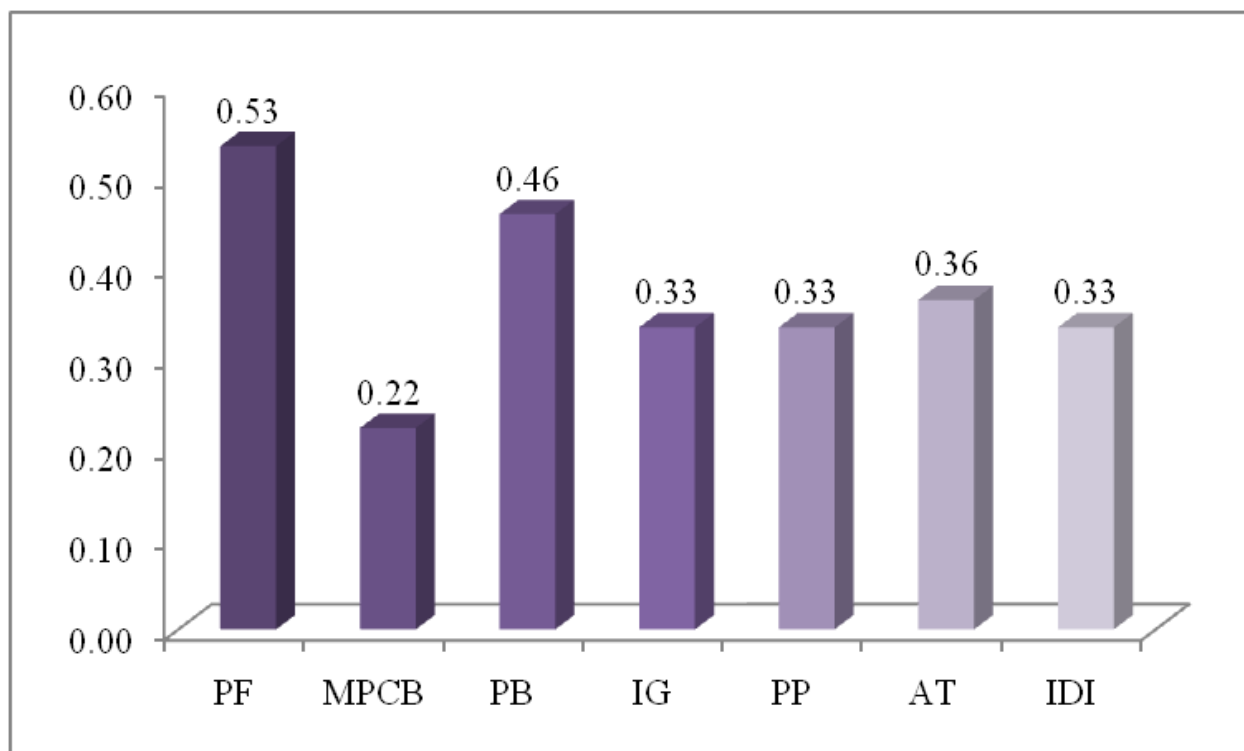


Figure 78. Composite index of the performance of the *Pindarkon Gram Panchayat*, Jharkhand

The obtained data shows that the meetings are conducted in a systematic way, with giving prominence to circulating agenda in advance, and recording minutes, but not fully systematic. . Important decisions were taken by detailed discussions and vote by conducting meetings which pointed out the democratic nature of the panchayat. The panchayat gives importance to capacity building. The above-mentioned panchayat gives attention to sending their representatives and functionaries for training programmes. The panchayat has to improve a little bit more in terms of panchayat functioning. It is highly appreciable that the panchayat is very keen on conducting social audits at Grama Sabha level.

Good functioning of Panchayat relies on careful budget allocation too. Pindarkon grama panchayat prepares the annual budget, after discussing the plans and gaining suggestions from Gram Sabhas, farmers, youth, NGOs, etc. That means, the participation of all the sectors of the society is ensured in the annual budget planning. It was found that the panchayat has given attention to preparing the Gender Budget for the Financial year 2018-19 and 2019-20.

## **EVALUATION OF THE INCENTIVIZATION OF PANCHAYATS SCHEME OF MOPR**

For the proper functioning of panchayats, the panchayat should give attention to raising the funds or increasing the income of the panchayat. Finding various sources of its own should be more fruitful. It is found that Pindarkon Grama Panchayat has generated income from voluntary contributions in the form of labour or cash. The main source of income is tax, like any other panchayats.

The panchayat has succeeded in achieving aims of the different schemes implemented by the panchayat, and have utilized the funds for the same effectively. Utilization of funds for various schemes intended for development of SC/ST and women utilized in an appreciable way. The panchayat has given much attention to the life-style upliftment of the common people by providing safe drinking water, streetlight, giving education on the social issues currently happening around, etc. for improving the life of marginalized groups. Attention should be given to the development of good drainage facilities for the inhabitants. The birth-death cases are found to be registered up-to-date. The panchayat is also focussing on undertaking activities with the cooperation of community based groups. They have marked no innovative programme or plan framed for the upliftment of the inhabitants of that panchayat.

Proper maintenance of the accounts is done by Pindarkon Grama panchayat to a moderate extent. The works under RTI Act are found to be done in a good way. , BPL list, list of pension beneficiaries, and other like matters are not found to be displayed in the panchayat office or public places, which has to be done so as to make the administration more transparent and trustworthy to the common people.

### **3. KHUTAHARI GRAM PANCHAYAT**

The total score obtained for each sub-theme and the composite index and the respective rate of impact is present in Table 87.

**EVALUATION OF THE INCENTIVIZATION OF PANCHAYATS SCHEME OF MOPR**

Table 87

*Performance of Pindarkon Khutahari Gram Panchayat, Jharkhand*

<i>Pindarkon Khutahari Gram Panchayat</i>	<b>Panchayat Functioning</b>	<b>Managem ent of Personnel and Capacity Building</b>	<b>Planning and Budget Formation</b>	<b>Income Generation</b>	<b>Performan ce of Panchayats</b>	<b>Accountabi lity &amp; Transpare ncy</b>	<b>Innovativ e Developm ent Interventi ons</b>
TOTAL	12	2	7	2	3	8	1
COMPOSI TE INDEX	0.27	0.22	0.29	0.10	0.07	0.24	0.33
RATE OF IMPACT (IN PERCENT AGE)	26.67	22.22	29.17	9.52	7.14	24.24	33.33

Table 87 summarizes the composite index and rate of impact of award winning panchayat, Pindarkon GP. Panchayat Functioning, Management of personnel and capacity building, planning and budget formation, income generation, performance of panchayats. Accountability and transparency, and Innovative Development intervention has got 0.53, 0.22, 0.46, 0.33, 0.33, 0.36 and 0.33 respectively as the composite index. Figure 79 shows a graphical illustration of the composite index of the evaluated sub units of Pindarkon gram panchayat.

## EVALUATION OF THE INCENTIVIZATION OF PANCHAYATS SCHEME OF MOPR

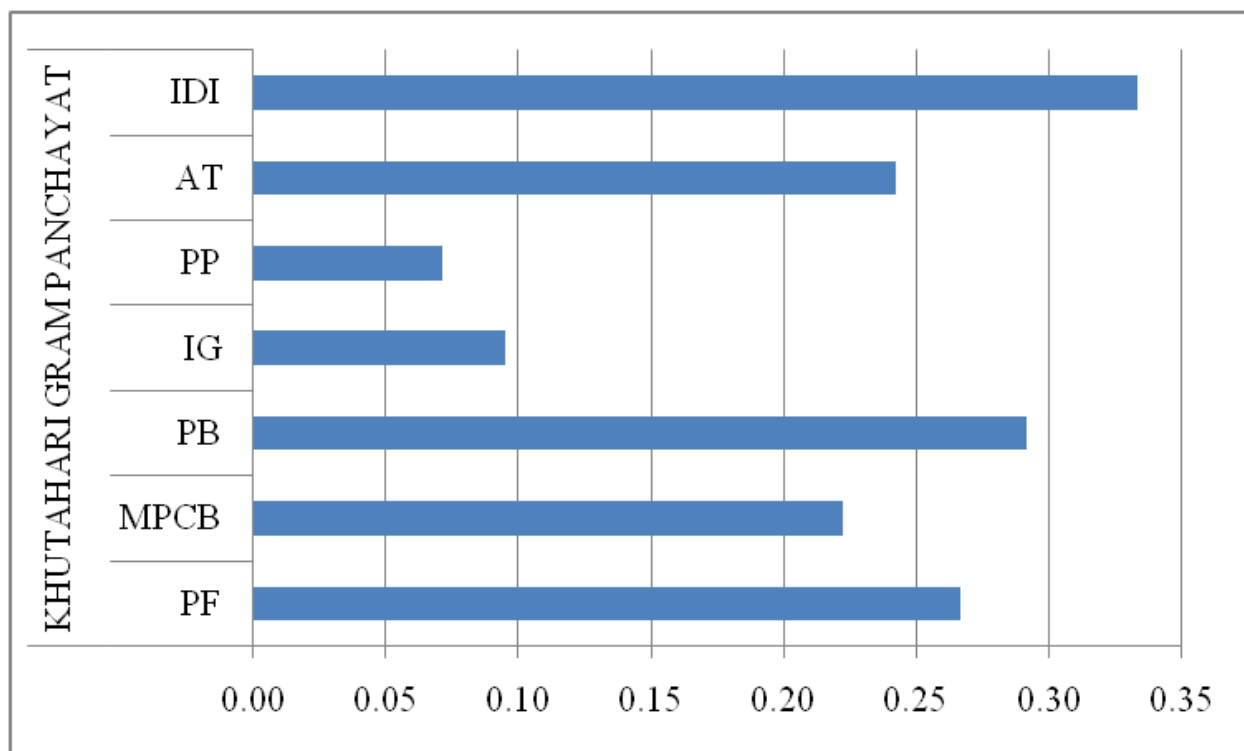


Figure 79. Composite index of the performance of the *Khutahari Gram Panchayat*, Jharkhand

The obtained responses from the panchayat officials shows that the meetings are conducted in a systematic way, with giving prominence to circulating agenda in advance, and recording minutes, but not fully systematic. . Important decisions were taken by detailed discussions and vote by conducting meetings which pointed out the democratic nature of the panchayat. The panchayat gives importance to capacity building. The above-mentioned panchayat gives attention to sending their representatives and functionaries for training programmes. The panchayat has to improve a little bit more in terms of panchayat functioning.

Good functioning of Panchayat relies on careful budget allocation too. Khunti panchayat prepares the annual budget, after discussing the plans and gaining suggestions from Gram Sabhas, farmers, youth, NGOs, etc. That means, the participation of all the sectors of the society is ensured in the annual budget planning. It was found that the panchayat has not prepared the Gender Budget for the Financial year 2018-19 and 2019-20.

For the proper functioning of panchayats, the panchayat should give attention to raising the funds or increasing the income of the panchayat. Finding various sources of its own should be more

## **EVALUATION OF THE INCENTIVIZATION OF PANCHAYATS SCHEME OF MOPR**

fruitful. It is found that Khunti Panchayat does not generate any income from voluntary contributions in the form of labor or cash. The main source of income is tax, like any other panchayats.

The panchayat has succeeded in achieving aims of the different schemes implemented by the panchayat, and have utilized the funds for the same effectively. Utilization of funds for various schemes intended for development of SC/ST is found to be least utilized. The panchayat has given much attention to the life-style upliftment of the common people by providing safe drinking water, streetlight, drainage facility, giving education on the social issues currently happening around, etc. for improving the life of marginalized groups. The birth-death cases are found to be registered up-to-date. The panchayat is also focussing on undertaking activities with the cooperation of community based groups. The panchayat has not taken any initiative for the upliftment of the women. They have marked no innovative programme or plan framed for the upliftment of the inhabitants of that panchayat.

Proper maintenance of the accounts is done by Khunti panchayat to a moderate extent. The works under RTI Act are found to be done in a good way. BPL list, list of pension beneficiaries, and other like matters are not found to be displayed in the panchayat office or public places, which has to be done so as to make the administration more transparent and trustworthy to the common people. Innovative interventions programmes should be made more to bring better development in the panchayat.

### **4. CHAPRI GRAM PANCHAYAT**

The total score obtained for each sub-theme and the composite index and the respective rate of impact is present in Table 88

**EVALUATION OF THE INCENTIVIZATION OF PANCHAYATS SCHEME OF MOPR**

Table 88

*Performance of Chapri Gram Panchayat, Jharkhand*

<i>Chapri Gram Panchayat, Jharkhand</i>	<b>Panchayat Functioning</b>	<b>Management of Personnel and Capacity Building</b>	<b>Planning and Budget Formation</b>	<b>Income Generation</b>	<b>Performance of Panchayats</b>	<b>Accountability &amp; Transparency</b>	<b>Innovative Development Interventions</b>
TOTAL	14	1	7	5	9	7	1
COMPOSITE INDEX	0.31	0.11	0.29	0.24	0.21	0.21	0.33
RATE OF IMPACT (IN PERCENTAGE)	31.11	11.11	29.17	23.81	21.43	21.21	33.33

Table 88 summarizes the composite index and rate of impact of award winning panchayat, Pindarkon GP. Panchayat Functioning, Management of personnel and capacity building, planning and budget formation, income generation, performance of panchayats. Accountability and transparency, and Innovative Development intervention has got 0.53, 0.22, 0.46, 0.33, 0.33, 0.36 and 0.33 respectively as the composite index. Figure 80 shows a graphical illustration of the composite index of the evaluated sub units of Pindarkon gram panchayat.



## EVALUATION OF THE INCENTIVIZATION OF PANCHAYATS SCHEME OF MOPR

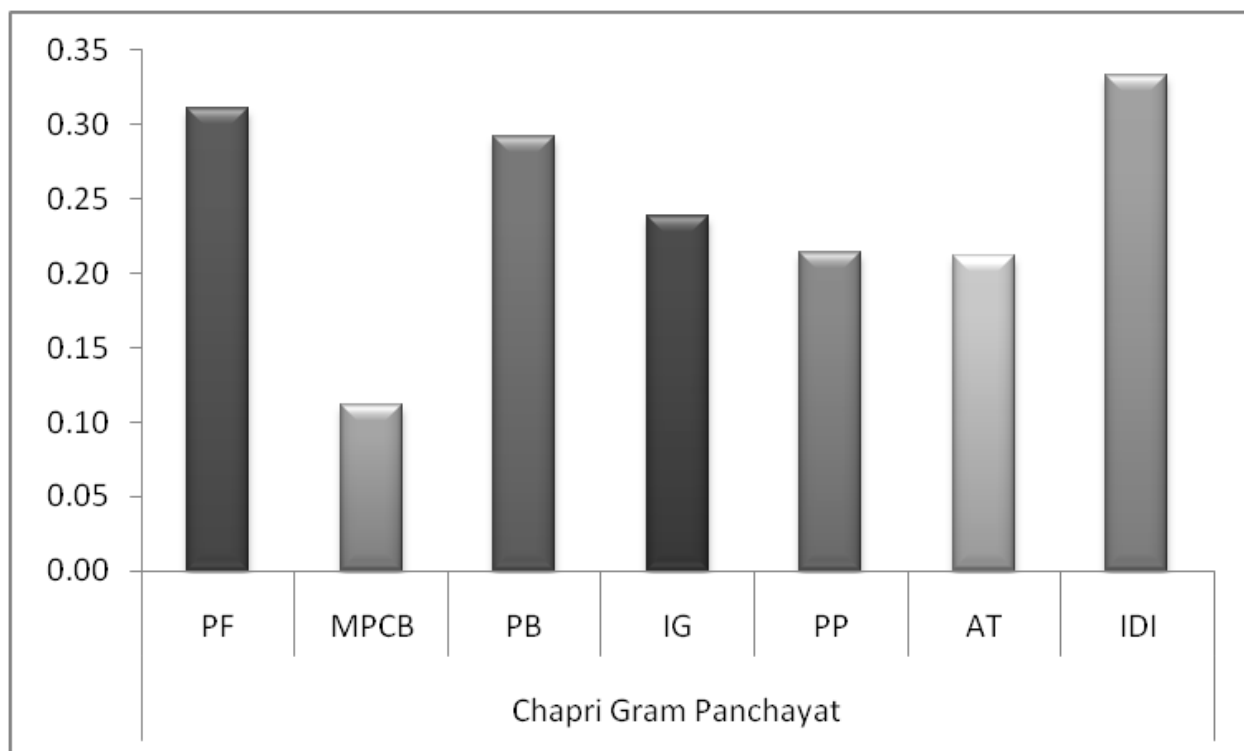


Figure 80. Composite index of the performance of the *Chapri Gram Panchayat*, Jharkhand

The obtained responses from the panchayat officials shows that the meetings are conducted in a systematic way, with giving prominence to circulating agenda in advance, and recording minutes, but not fully systematic. . Important decisions were taken by detailed discussions and vote by conducting meetings which pointed out the democratic nature of the panchayat. The panchayat gives importance to capacity building. The above-mentioned panchayat gives attention to sending their representatives and functionaries for training programmes. The panchayat has to improve a little bit more in terms of panchayat functioning.

Good functioning of Panchayat relies on careful budget allocation too. Khunti panchayat prepares the annual budget, after discussing the plans and gaining suggestions from Gram Sabhas, farmers, youth, NGOs, etc. That means, the participation of all the sectors of the society is ensured in the annual budget planning. It was found that the panchayat has not prepared the Gender Budget for the Financial year 2018-19 and 2019-20.

For the proper functioning of panchayats, the panchayat should give attention to raising the funds or increasing the income of the panchayat. Finding various sources of its own should be more

## **EVALUATION OF THE INCENTIVIZATION OF PANCHAYATS SCHEME OF MOPR**

fruitful. It is found that Khunti Panchayat does not generate any income from voluntary contributions in the form of labor or cash. The main source of income is tax, like any other panchayats.

The panchayat has succeeded in achieving aims of the different schemes implemented by the panchayat, and have utilized the funds for the same effectively. Utilization of funds for various schemes intended for development of SC/ST is found to be least utilized. The panchayat has given much attention to the life-style upliftment of the common people by providing safe drinking water, streetlight, drainage facility, giving education on the social issues currently happening around, etc. for improving the life of marginalized groups. The birth-death cases are found to be registered up-to-date. The panchayat is also focussing on undertaking activities with the cooperation of community based groups. The panchayat has not taken any initiative for the upliftment of the women. They have marked no innovative programme or plan framed for the upliftment of the inhabitants of that panchayat.

Proper maintenance of the accounts is done by Khunti panchayat to a moderate extent. The works under RTI Act are found to be done in a good way. BPL list, list of pension beneficiaries, and other like matters are not found to be displayed in the panchayat office or public places, which has to be done so as to make the administration more transparent and trustworthy to the common people. Innovative interventions programmes should be made more to bring better development in the panchayat.

### **5. BUNDU GRAM PANCHAYAT**

The total score obtained for each sub-theme and the composite index and the respective rate of impact is present in Table 89

EVALUATION OF THE INCENTIVIZATION OF PANCHAYATS SCHEME OF MOPR

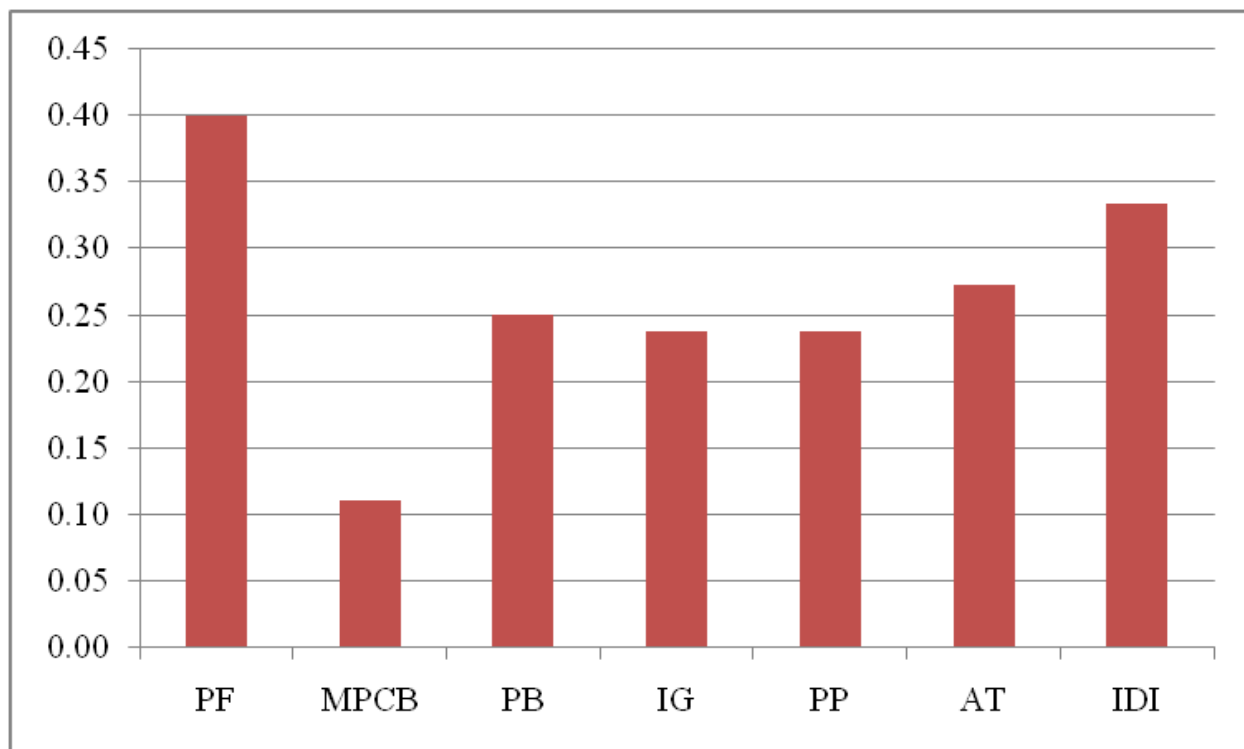
Table 89

*Performance of Bundu Gram Panchayat, Jharkhand*

<i>Bundu Gram Panchayat</i>	<b>Panchayat Functioning</b>	<b>Management of Personnel and Capacity Building</b>	<b>Planning and Budget Formation</b>	<b>Income Generation</b>	<b>Performance of Panchayats</b>	<b>Accountability &amp; Transparency</b>	<b>Innovative Development Interventions</b>
TOTAL	18	1	6	5	10	9	1
COMPOSITE INDEX	0.40	0.11	0.25	0.24	0.24	0.27	0.33
RATE OF IMPACT (IN PERCENTAGE)	40.00	11.11	25.00	23.81	23.81	27.27	33.33

Table 89 summarizes the composite index and rate of impact of award winning panchayat, Pindarkon GP. Panchayat Functioning, Management of personnel and capacity building, planning and budget formation, income generation, performance of panchayats. Accountability and transparency, and Innovative Development intervention has got 0.53, 0.22, 0.46, 0.33, 0.33, 0.36 and 0.33 respectively as the composite index. Figure 81 shows a graphical illustration of the composite index of the evaluated sub units of Pindarkon gram panchayat.

## EVALUATION OF THE INCENTIVIZATION OF PANCHAYATS SCHEME OF MOPR



*Figure 81.* Composite index of the performance of the Bundu Gram Panchayat, Jharkhand

The obtained responses from the panchayat officials shows that the meetings are conducted in a systematic way, with giving prominence to circulating agenda in advance, and recording minutes, but not fully systematic. . Important decisions were taken by detailed discussions and vote by conducting meetings which pointed out the democratic nature of the panchayat. The panchayat gives importance to capacity building. The above-mentioned panchayat gives attention to sending their representatives and functionaries for training programmes. The panchayat has to improve a little bit more in terms of panchayat functioning.

Good functioning of Panchayat relies on careful budget allocation too. Khunti panchayat prepares the annual budget, after discussing the plans and gaining suggestions from Gram Sabhas, farmers, youth, NGOs, etc. That means, the participation of all the sectors of the society is ensured in the annual budget planning. It was found that the panchayat has not prepared the Gender Budget for the Financial year 2018-19 and 2019-20.

For the proper functioning of panchayats, the panchayat should give attention to raising the funds or increasing the income of the panchayat. Finding various sources of its own should be more

## **EVALUATION OF THE INCENTIVIZATION OF PANCHAYATS SCHEME OF MOPR**

fruitful. It is found that Khunti Panchayat does not generate any income from voluntary contributions in the form of labor or cash. The main source of income is tax, like any other panchayats.

The panchayat has succeeded in achieving aims of the different schemes implemented by the panchayat, and have utilized the funds for the same effectively. Utilization of funds for various schemes intended for development of SC/ST is found to be least utilized. The panchayat has given much attention to the life-style upliftment of the common people by providing safe drinking water, streetlight, drainage facility, giving education on the social issues currently happening around, etc. for improving the life of marginalized groups. The birth-death cases are found to be registered up-to-date. The panchayat is also focussing on undertaking activities with the cooperation of community based groups. The panchayat has not taken any initiative for the upliftment of the women. They have marked no innovative programme or plan framed for the upliftment of the inhabitants of that panchayat.

Proper maintenance of the accounts is done by Khunti panchayat to a moderate extent. The works under RTI Act are found to be done in a good way. BPL list, list of pension beneficiaries, and other like matters are not found to be displayed in the panchayat office or public places, which has to be done so as to make the administration more transparent and trustworthy to the common people. Innovative interventions programmes should be made more to bring better development in the panchayat.

### **6. KAPILO GRAM PANCHAYAT**

The total score obtained for each sub-theme and the composite index and the respective rate of impact is present in Table 90.

**EVALUATION OF THE INCENTIVIZATION OF PANCHAYATS SCHEME OF MOPR**

Table 90

*Performance of Kapilo Gram Panchayat, Jharkhand*

<i>Kapilo Gram Panchayat</i>	<b>Panchayat Functioning</b>	<b>Management of Personnel and Capacity Building</b>	<b>Planning and Budget Formation</b>	<b>Income Generation</b>	<b>Performance of Panchayats</b>	<b>Accountability &amp; Transparency</b>	<b>Innovative Development Interventions</b>
TOTAL	14	2	9	6	14	9	1
COMPOSITE INDEX	0.31	0.22	0.38	0.29	0.33	0.27	0.33
RATE OF IMPACT (IN PERCENTAGE)	31.11	22.22	37.50	28.57	33.33	27.27	33.33

Table 90 summarizes the composite index and rate of impact of award winning panchayat, Pindarkon GP. Panchayat Functioning, Management of personnel and capacity building, planning and budget formation, income generation, performance of panchayats. Accountability and transparency, and Innovative Development intervention has got 0.53, 0.22, 0.46, 0.33, 0.33, 0.36 and 0.33 respectively as the composite index. Figure 82 shows a graphical illustration of the composite index of the evaluated sub units of Pindarkon gram panchayat.

## EVALUATION OF THE INCENTIVIZATION OF PANCHAYATS SCHEME OF MOPR

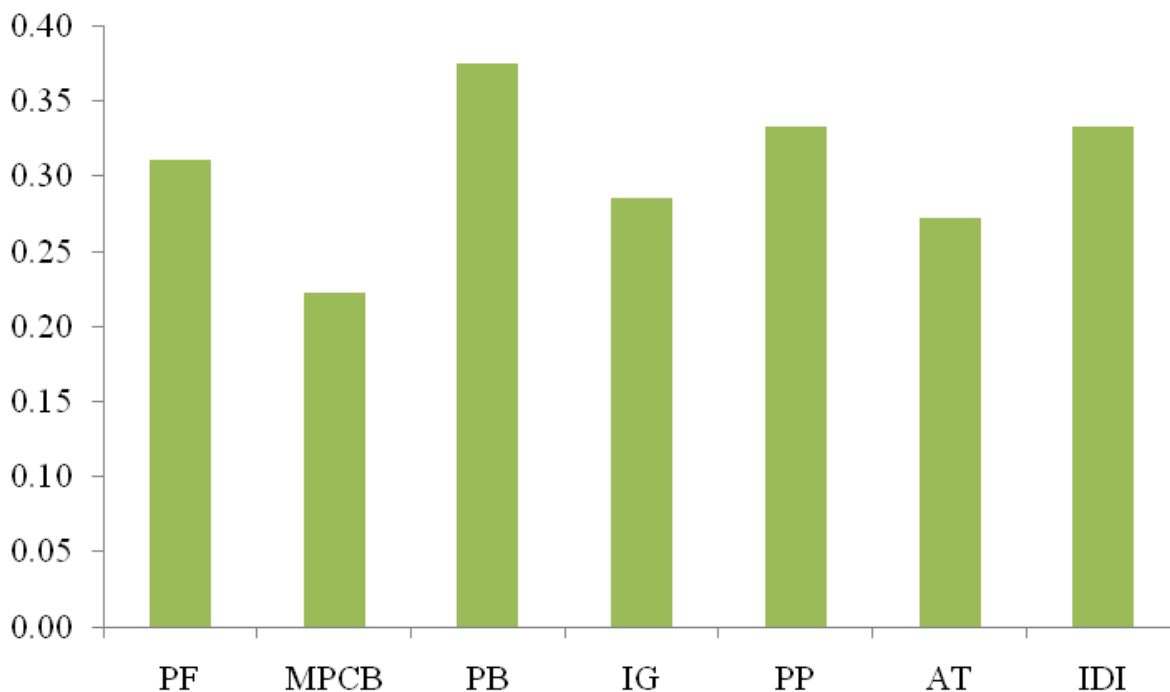


Figure 82. Composite index of the performance of the *Kapilo Gram Panchayat*, Jharkhand

The obtained responses from the panchayat officials shows that the meetings are conducted in a systematic way, with giving prominence to circulating agenda in advance, and recording minutes, but not fully systematic. . Important decisions were taken by detailed discussions and vote by conducting meetings which pointed out the democratic nature of the panchayat. The panchayat gives importance to capacity building. The above-mentioned panchayat gives attention to sending their representatives and functionaries for training programmes. The panchayat has to improve a little bit more in terms of panchayat functioning.

Good functioning of Panchayat relies on careful budget allocation too. Khunti panchayat prepares the annual budget, after discussing the plans and gaining suggestions from Gram Sabhas, farmers, youth, NGOs, etc. That means, the participation of all the sectors of the society is ensured in the annual budget planning. It was found that the panchayat has not prepared the Gender Budget for the Financial year 2018-19 and 2019-20.

For the proper functioning of panchayats, the panchayat should give attention to raising the funds or increasing the income of the panchayat. Finding various sources of its own should be more

## **EVALUATION OF THE INCENTIVIZATION OF PANCHAYATS SCHEME OF MOPR**

fruitful. It is found that Khunti Panchayat does not generate any income from voluntary contributions in the form of labor or cash. The main source of income is tax, like any other panchayats.

The panchayat has succeeded in achieving aims of the different schemes implemented by the panchayat, and have utilized the funds for the same effectively. Utilization of funds for various schemes intended for development of SC/ST is found to be least utilized. The panchayat has given much attention to the life-style upliftment of the common people by providing safe drinking water, streetlight, drainage facility, giving education on the social issues currently happening around, etc. for improving the life of marginalized groups. The birth-death cases are found to be registered up-to-date. The panchayat is also focussing on undertaking activities with the cooperation of community based groups. The panchayat has not taken any initiative for the upliftment of the women. They have marked no innovative programme or plan framed for the upliftment of the inhabitants of that panchayat.

Proper maintenance of the accounts is done by Khunti panchayat to a moderate extent. The works under RTI Act are found to be done in a good way. BPL list, list of pension beneficiaries, and other like matters are not found to be displayed in the panchayat office or public places, which has to be done so as to make the administration more transparent and trustworthy to the common people. Innovative interventions programmes should be made more to bring better development in the panchayat.

### **Non Awarding Panchayats**

#### **1. TENUGHAT GRAM PANCHAYAT**

The total score obtained for each sub-theme and the composite index and the respective rate of impact is present in Table 91.

#### **Table 91**

*Performance of Tenughat Gram Panchayat*

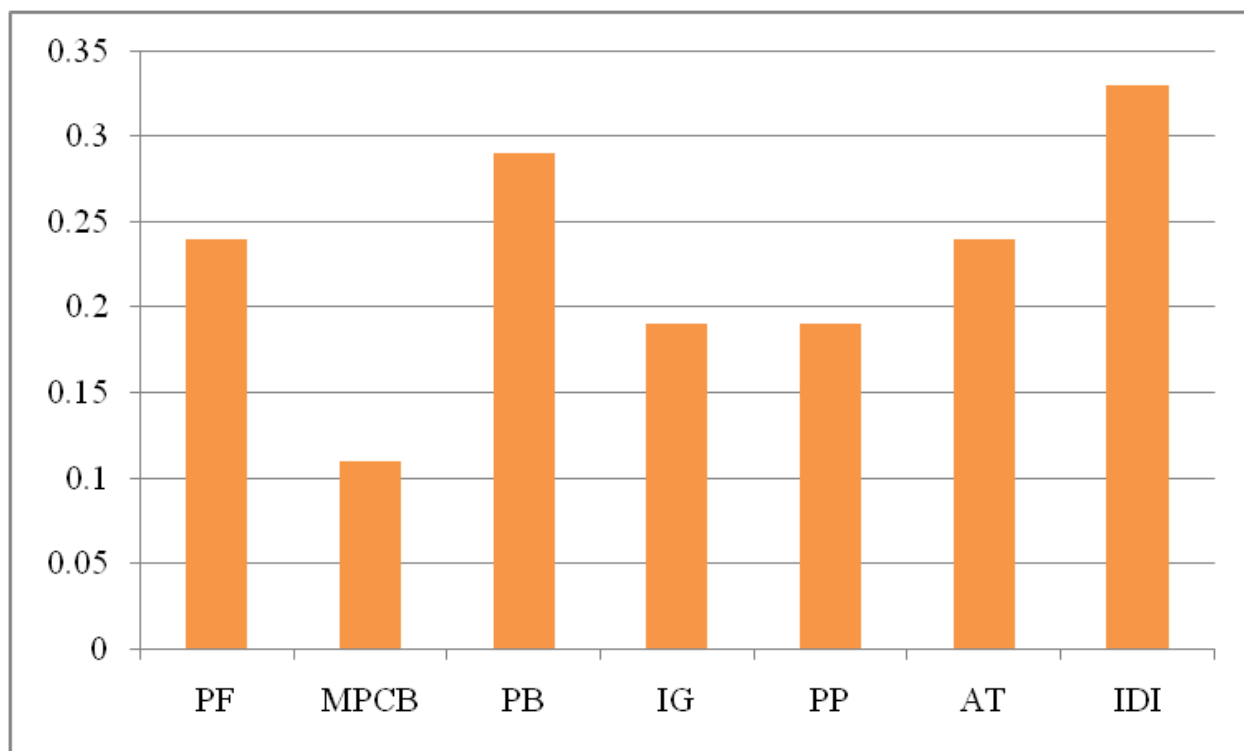


**EVALUATION OF THE INCENTIVIZATION OF PANCHAYATS SCHEME OF MOPR**

<i>Tenughat</i>	<b>Panchayat Functioning</b>	<b>Management of Personnel and Capacity Building</b>	<b>Planning and Budget Formation</b>	<b>Income Generation</b>	<b>Performance of Panchayats</b>	<b>Accountability &amp; Transparency</b>	<b>Innovative Development Interventions</b>
TOTAL	11	1	7	4	8	8	1
COMPOSITE INDEX	0.24	0.11	0.29	0.19	0.19	0.24	0.33
RATE OF IMPACT (IN PERCENT AGE)	24.44	11.11	29.17	19.05	19.05	24.24	33.33

Table 91 summarizes the composite index and rate of impact of award winning panchayat, Khunti DP. Panchayat Functioning, Management of personnel and capacity building, planning and budget formation, income generation, performance of panchayats. Accountability and transparency, and Innovative Development intervention has got 0.36, 0.33, 0.33, 0.33, 0.24, 0.39 and 0.33 respectively as the composite index. Figure 83 shows a graphical representation of the composite index of the evaluated sub units of Khunti district panchayat.

## EVALUATION OF THE INCENTIVIZATION OF PANCHAYATS SCHEME OF MOPR



*Figure 83* Composite index of the performance of the Tenughat Gram Panchayat, Jharkhand

The obtained responses from the panchayat officials shows that the meetings are conducted in a systematic way, with giving prominence to circulating agenda in advance, and recording minutes, but not fully systematic. . Important decisions were taken by detailed discussions and vote by conducting meetings which pointed out the democratic nature of the panchayat. The panchayat gives importance to capacity building. The above-mentioned panchayat gives attention to sending their representatives and functionaries for training programmes. The panchayat has to improve a little bit more in terms of panchayat functioning.

Good functioning of Panchayat relies on careful budget allocation too. Khunti panchayat prepares the annual budget, after discussing the plans and gaining suggestions from Gram Sabhas, farmers, youth, NGOs, etc. That means, the participation of all the sectors of the society is ensured in the annual budget planning. It was found that the panchayat has not prepared the Gender Budget for the Financial year 2018-19 and 2019-20.

For the proper functioning of panchayats, the panchayat should give attention to raising the funds or increasing the income of the panchayat. Finding various sources of its own should be more

## **EVALUATION OF THE INCENTIVIZATION OF PANCHAYATS SCHEME OF MOPR**

fruitful. It is found that Khunti Panchayat does not generate any income from voluntary contributions in the form of labor or cash. The main source of income is tax, like any other panchayats.

The panchayat has succeeded in achieving aims of the different schemes implemented by the panchayat, and have utilized the funds for the same effectively. Utilization of funds for various schemes intended for development of SC/ST is found to be least utilized. The panchayat has given much attention to the life-style upliftment of the common people by providing safe drinking water, streetlight, drainage facility, giving education on the social issues currently happening around, etc. for improving the life of marginalized groups. The birth-death cases are found to be registered up-to-date. The panchayat is also focussing on undertaking activities with the cooperation of community based groups. The panchayat has not taken any initiative for the upliftment of the women. They have marked no innovative programme or plan framed for the upliftment of the inhabitants of that panchayat.

Proper maintenance of the accounts is done by Khunti panchayat to a moderate extent. The works under RTI Act are found to be done in a good way. BPL list, list of pension beneficiaries, and other like matters are not found to be displayed in the panchayat office or public places, which has to be done so as to make the administration more transparent and trustworthy to the common people. Innovative interventions programmes should be made more to bring better development in the panchayat.

## **STATE OF ARUNACHAL PRADESH**

### **Award Winning Panchayats**

The data were collected from 6 award winning panchayats and one non-award winning panchayat, and the details of the analysis done is discussed further.

#### **1. SIANG DISTRICT PANCHAYAT**

The total score obtained for each sub-theme and the composite index and the respective rate of impact is present in Table 92

Table 92

## EVALUATION OF THE INCENTIVIZATION OF PANCHAYATS SCHEME OF MOPR

### *Performance of Siang District Panchayat, Arunachal Pradesh*

<i>Siang District Panchayat</i>	<b>Panchayat Functioning</b>	<b>Management of Personnel and Capacity Building</b>	<b>Planning and Budget Formation</b>	<b>Income Generation</b>	<b>Performance of Panchayats</b>	<b>Accountability &amp; Transparency</b>	<b>Innovative Development Interventions</b>
TOTAL	17	4	11	10	17	15	2
COMPOSITE INDEX	0.38	0.44	0.46	0.48	0.40	0.45	0.67
RATE OF IMPACT (IN PERCENTAGE)	37.78	44.44	45.83	47.62	40.48	45.45	66.67

summarizes the composite index and rate of impact of award winning panchayat, Khunti DP. Panchayat Functioning, Management of personnel and capacity building, planning and budget formation, income generation, performance of panchayats. Accountability and transparency, and Innovative Development intervention has got 0.36, 0.33, 0.33, 0.33, 0.24, 0.39 and 0.33 respectively as the composite index. Figure 84 shows a graphical representation of the composite index of the evaluated sub units of Khunti district panchayat.

## EVALUATION OF THE INCENTIVIZATION OF PANCHAYATS SCHEME OF MOPR

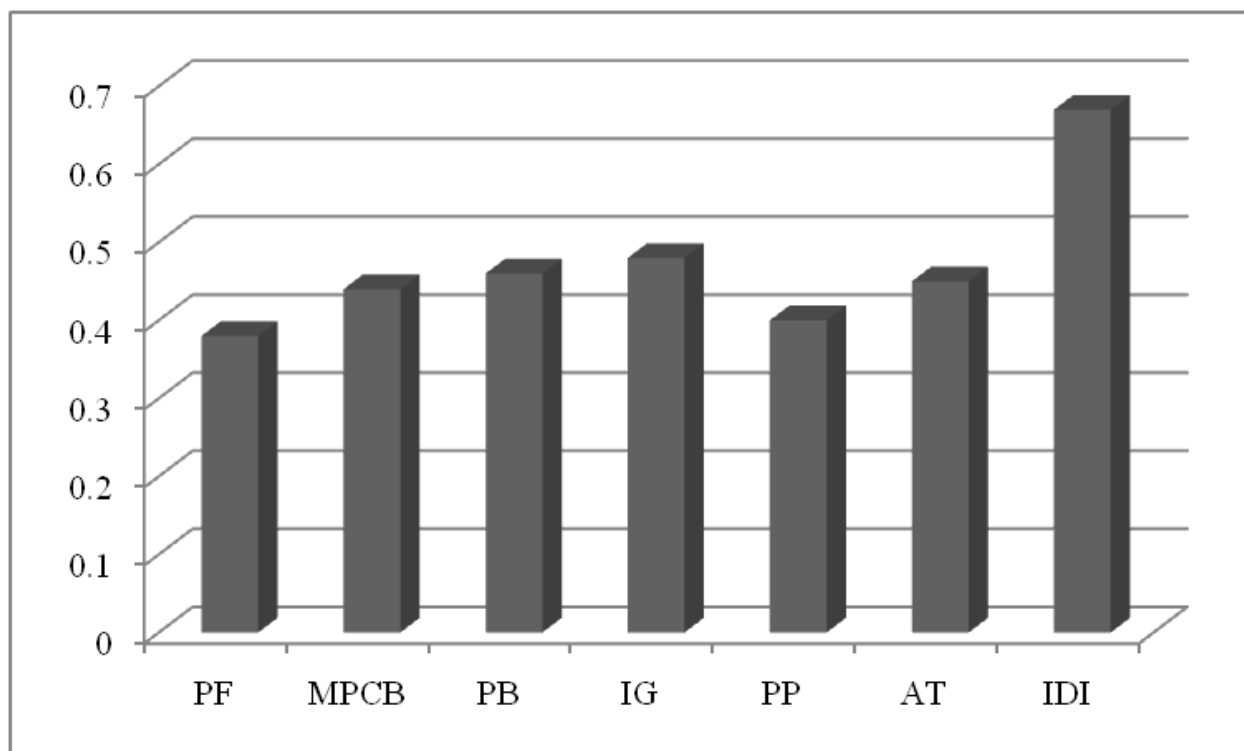


Figure 84. Composite index of the performance of the *Siang District Panchayat, Arunachal Pradesh*

The obtained responses from the panchayat officials shows that the meetings are conducted in a systematic way, with giving prominence to circulating agenda in advance, and recording minutes, but not fully systematic. . Important decisions were taken by detailed discussions and vote by conducting meetings which pointed out the democratic nature of the panchayat. The panchayat gives importance to capacity building. The above-mentioned panchayat gives attention to sending their representatives and functionaries for training programmes. The panchayat has to improve a little bit more in terms of panchayat functioning.

Good functioning of Panchayat relies on careful budget allocation too. Khunti panchayat prepares the annual budget, after discussing the plans and gaining suggestions from Gram Sabhas, farmers, youth, NGOs, etc. That means, the participation of all the sectors of the society is ensured in the annual budget planning. It was found that the panchayat has not prepared the Gender Budget for the Financial year 2018-19 and 2019-20.

## **EVALUATION OF THE INCENTIVIZATION OF PANCHAYATS SCHEME OF MOPR**

For the proper functioning of panchayats, the panchayat should give attention to raising the funds or increasing the income of the panchayat. Finding various sources of its own should be more fruitful. It is found that Khunti Panchayat does not generate any income from voluntary contributions in the form of labor or cash. The main source of income is tax, like any other panchayats.

The panchayat has succeeded in achieving aims of the different schemes implemented by the panchayat, and have utilized the funds for the same effectively. Utilization of funds for various schemes intended for development of SC/ST is found to be least utilized. The panchayat has given much attention to the life-style upliftment of the common people by providing safe drinking water, streetlight, drainage facility, giving education on the social issues currently happening around, etc. for improving the life of marginalized groups. The birth-death cases are found to be registered up-to-date. The panchayat is also focussing on undertaking activities with the cooperation of community based groups. The panchayat has not taken any initiative for the upliftment of the women. They have marked no innovative programme or plan framed for the upliftment of the inhabitants of that panchayat.

Proper maintenance of the accounts is done by Khunti panchayat to a moderate extent. The works under RTI Act are found to be done in a good way. BPL list, list of pension beneficiaries, and other like matters are not found to be displayed in the panchayat office or public places, which has to be done so as to make the administration more transparent and trustworthy to the common people. Innovative interventions programmes should be made more to bring better development in the panchayat.

### **2. NAMSING SANGGO GRAM PANCHAYAT**

The total score obtained for each sub-theme and the composite index and the respective rate of impact is present in Table 93.

Table 93

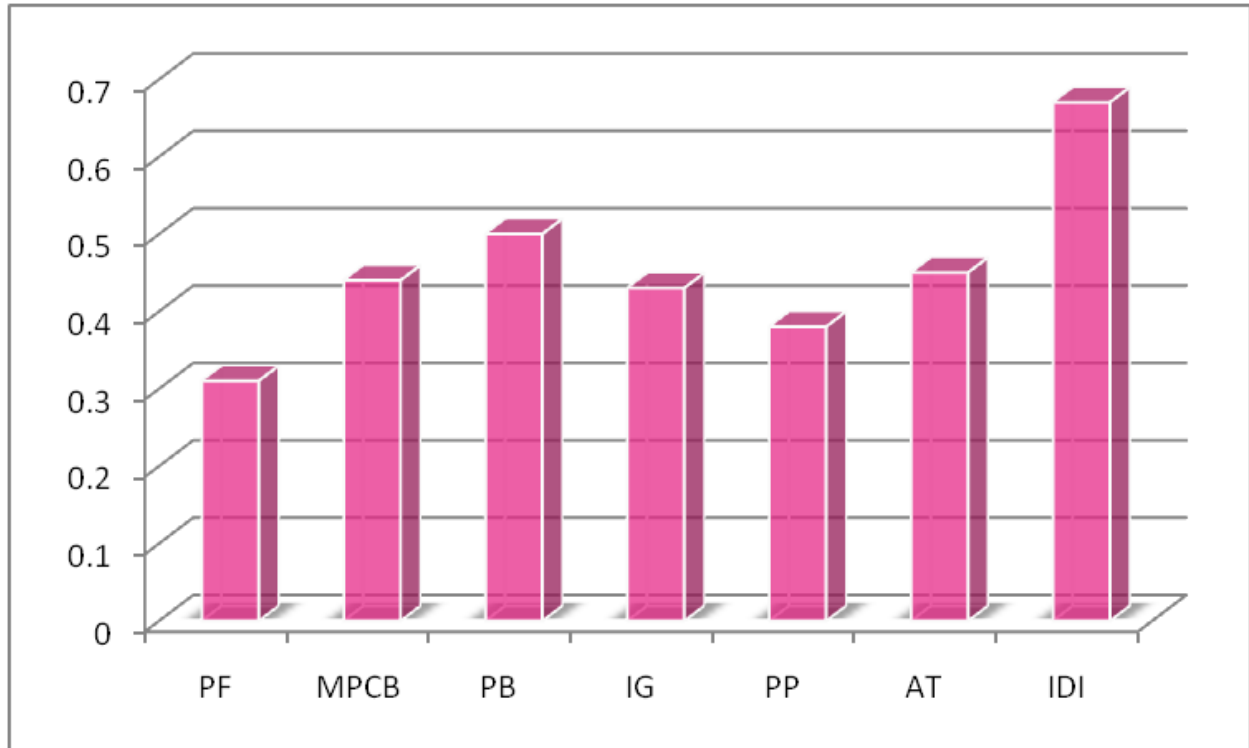
*Performance of Namsing Sanggo Gram Panchayat, Andhra Pradesh*

**EVALUATION OF THE INCENTIVIZATION OF PANCHAYATS SCHEME OF MOPR**

<i>Namsing Sanggo Gram Panchayat</i>	<b>Panchayat Functioning</b>	<b>Management of Personnel and Capacity Building</b>	<b>Planning and Budget Formation</b>	<b>Income Generation</b>	<b>Performance of Panchayats</b>	<b>Accountability &amp; Transparency</b>	<b>Innovative Development Interventions</b>
TOTAL	14	4	12	9	16	15	2
COMPOSITE INDEX	0.31	0.44	0.50	0.43	0.38	0.45	0.67
RATE OF IMPACT (IN PERCENT AGE)	31.11	44.44	50.00	42.86	38.10	45.45	66.67

Table 93 summarizes the composite index and rate of impact of award winning panchayat, Khunti DP. Panchayat Functioning, Management of personnel and capacity building, planning and budget formation, income generation, performance of panchayats. Accountability and transparency, and Innovative Development intervention has got 0.36, 0.33, 0.33, 0.33, 0.24, 0.39 and 0.33 respectively as the composite index. Figure 85 shows a graphical representation of the composite index of the evaluated sub units of Khunti district panchayat.

## EVALUATION OF THE INCENTIVIZATION OF PANCHAYATS SCHEME OF MOPR



*Figure 85.* Composite index of the performance of the Namsing Sanggo Gram Panchayat, Andhra Pradesh

The obtained responses from the panchayat officials shows that the meetings are conducted in a systematic way, with giving prominence to circulating agenda in advance, and recording minutes, but not fully systematic. . Important decisions were taken by detailed discussions and vote by conducting meetings which pointed out the democratic nature of the panchayat. The panchayat gives importance to capacity building. The above-mentioned panchayat gives attention to sending their representatives and functionaries for training programmes. The panchayat has to improve a little bit more in terms of panchayat functioning.

Good functioning of Panchayat relies on careful budget allocation too. Khunti panchayat prepares the annual budget, after discussing the plans and gaining suggestions from Gram Sabhas, farmers, youth, NGOs, etc. That means, the participation of all the sectors of the society is ensured in the annual budget planning. It was found that the panchayat has not prepared the Gender Budget for the Financial year 2018-19 and 2019-20.



## **EVALUATION OF THE INCENTIVIZATION OF PANCHAYATS SCHEME OF MOPR**

For the proper functioning of panchayats, the panchayat should give attention to raising the funds or increasing the income of the panchayat. Finding various sources of its own should be more fruitful. It is found that Khunti Panchayat does not generate any income from voluntary contributions in the form of labor or cash. The main source of income is tax, like any other panchayats.

The panchayat has succeeded in achieving aims of the different schemes implemented by the panchayat, and have utilized the funds for the same effectively. Utilization of funds for various schemes intended for development of SC/ST is found to be least utilized. The panchayat has given much attention to the life-style upliftment of the common people by providing safe drinking water, streetlight, drainage facility, giving education on the social issues currently happening around, etc. for improving the life of marginalized groups. The birth-death cases are found to be registered up-to-date. The panchayat is also focussing on undertaking activities with the cooperation of community based groups. The panchayat has not taken any initiative for the upliftment of the women. They have marked no innovative programme or plan framed for the upliftment of the inhabitants of that panchayat.

Proper maintenance of the accounts is done by Khunti panchayat to a moderate extent. The works under RTI Act are found to be done in a good way. BPL list, list of pension beneficiaries, and other like matters are not found to be displayed in the panchayat office or public places, which has to be done so as to make the administration more transparent and trustworthy to the common people. Innovative interventions programmes should be made more to bring better development in the panchayat.

### **HUKAN GRAM PANCHAYAT**

The total score obtained for each sub-theme and the composite index and the respective rate of impact is present in Table 94

Table 94

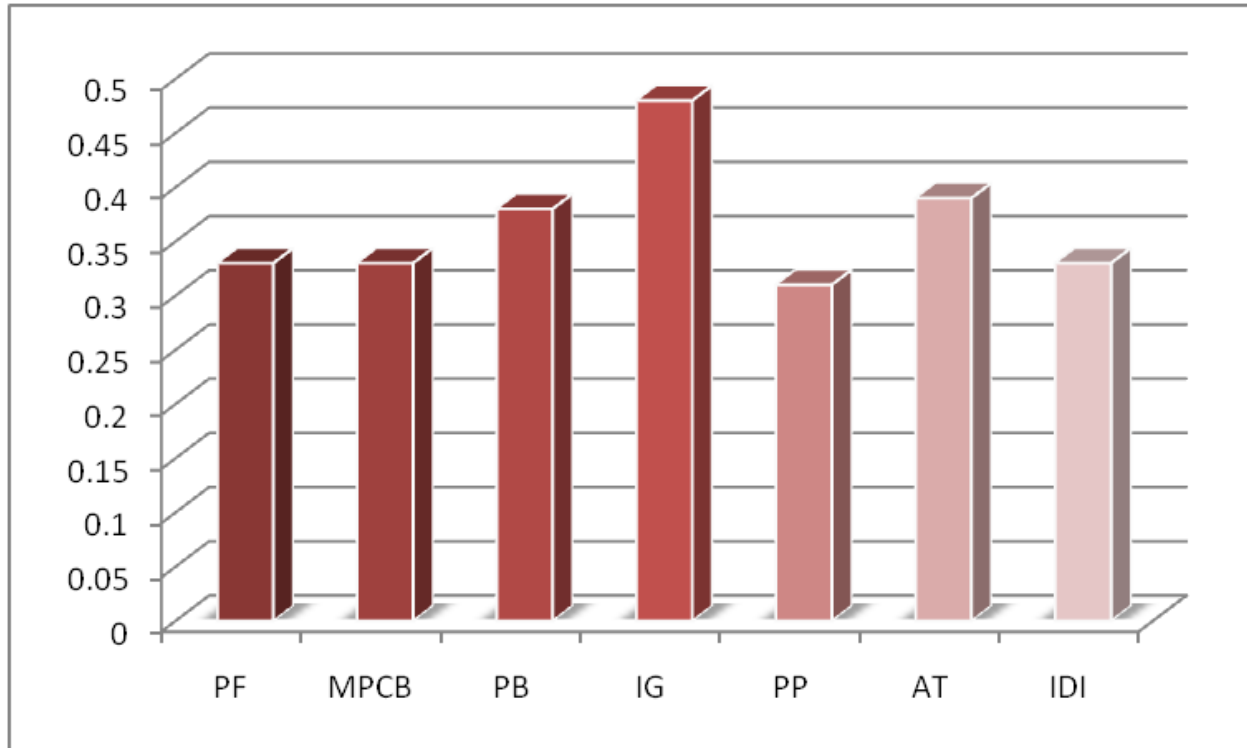
*Performance of Hukan Gram Panchayat, Andhra Pradesh*

EVALUATION OF THE INCENTIVIZATION OF PANCHAYATS SCHEME OF MOPR

<i>Hukan Gram Panchayat, Andhra Pradesh</i>	<b>Panchayat Functioning</b>	<b>Managem ent of Personnel and Capacity Building</b>	<b>Planning and Budget Formation</b>	<b>Income Generation</b>	<b>Performan ce of Panchayats</b>	<b>Accountabi lity &amp; Transpare ncy</b>	<b>Innovativ e Developm ent Interventi ons</b>
TOTAL	15	3	9	10	13	13	1
COMPOSITE INDEX	0.33	0.33	0.38	0.48	0.31	0.39	0.33
RATE OF IMPACT (IN PERCENT AGE)	33.33	33.33	37.50	47.62	30.95	39.39	33.33

Table 94 summarizes the composite index and rate of impact of award winning panchayat, Khunti DP. Panchayat Functioning, Management of personnel and capacity building, planning and budget formation, income generation, performance of panchayats. Accountability and transparency, and Innovative Development intervention has got 0.36, 0.33, 0.33, 0.33, 0.24, 0.39 and 0.33 respectively as the composite index. Figure 86 shows a graphical representation of the composite index of the evaluated sub units of Khunti district panchayat.

## EVALUATION OF THE INCENTIVIZATION OF PANCHAYATS SCHEME OF MOPR



*Figure 86* Composite index of the performance of the Hukan Gram Panchayat, Andhra Pradesh

The obtained responses from the panchayat officials shows that the meetings are conducted in a systematic way, with giving prominence to circulating agenda in advance, and recording minutes, but not fully systematic. . Important decisions were taken by detailed discussions and vote by conducting meetings which pointed out the democratic nature of the panchayat. The panchayat gives importance to capacity building. The above-mentioned panchayat gives attention to sending their representatives and functionaries for training programmes. The panchayat has to improve a little bit more in terms of panchayat functioning.

Good functioning of Panchayat relies on careful budget allocation too. Khunti panchayat prepares the annual budget, after discussing the plans and gaining suggestions from Gram Sabhas, farmers, youth, NGOs, etc. That means, the participation of all the sectors of the society is ensured in the annual budget planning. It was found that the panchayat has not prepared the Gender Budget for the Financial year 2018-19 and 2019-20.

For the proper functioning of panchayats, the panchayat should give attention to raising the funds or increasing the income of the panchayat. Finding various sources of its own should be more

## EVALUATION OF THE INCENTIVIZATION OF PANCHAYATS SCHEME OF MOPR

fruitful. It is found that Khunti Panchayat does not generate any income from voluntary contributions in the form of labor or cash. The main source of income is tax, like any other panchayats.

The panchayat has succeeded in achieving aims of the different schemes implemented by the panchayat, and have utilized the funds for the same effectively. Utilization of funds for various schemes intended for development of SC/ST is found to be least utilized. The panchayat has given much attention to the life-style upliftment of the common people by providing safe drinking water, streetlight, drainage facility, giving education on the social issues currently happening around, etc. for improving the life of marginalized groups. The birth-death cases are found to be registered up-to-date. The panchayat is also focussing on undertaking activities with the cooperation of community based groups. The panchayat has not taken any initiative for the upliftment of the women. They have marked no innovative programme or plan framed for the upliftment of the inhabitants of that panchayat.

Proper maintenance of the accounts is done by Khunti panchayat to a moderate extent. The works under RTI Act are found to be done in a good way. BPL list, list of pension beneficiaries, and other like matters are not found to be displayed in the panchayat office or public places, which has to be done so as to make the administration more transparent and trustworthy to the common people. Innovative interventions programmes should be made more to bring better

### **SIGIN I C GRAM PANCHAYAT**

The total score obtained for each sub-theme and the composite index and the respective rate of impact is present in Table 95

Table 95

*Performance of Sigin I C Gram Panchayat, Andhra Pradesh*

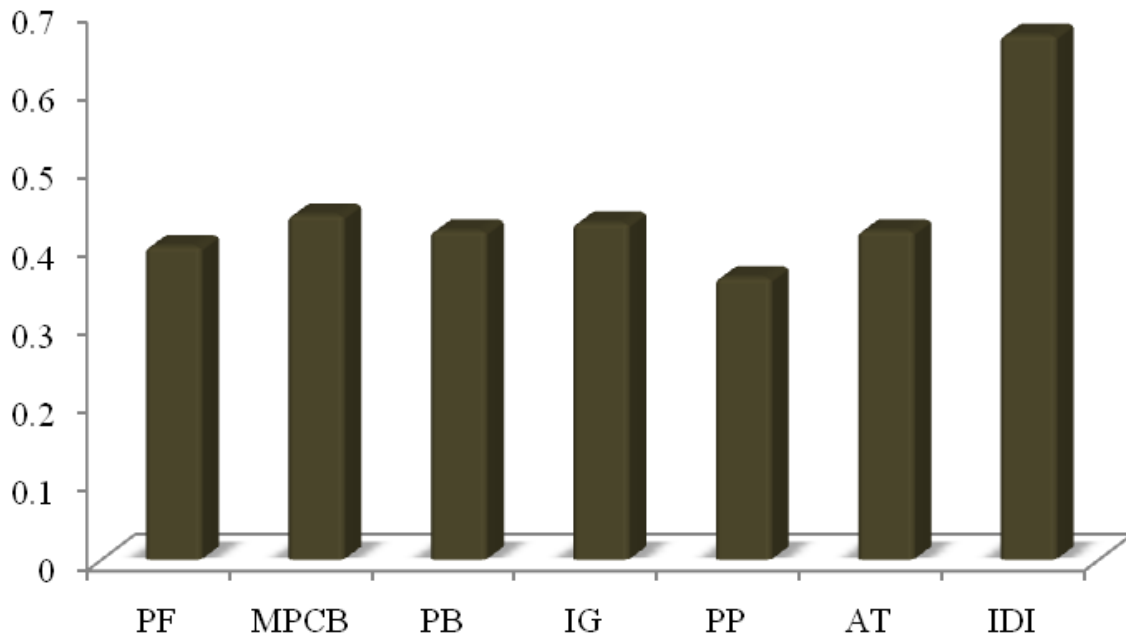
<i>Sigin I C Gram Panchayat</i>	<b>Panchayat Functioning</b>	<b>Management of Personnel and Capacity</b>	<b>Planning and Budget Formation</b>	<b>Income Generation</b>	<b>Performance of Panchayats</b>	<b>Accountability &amp; Transparency</b>	<b>Innovative Development Interventi</b>
---------------------------------	------------------------------	---	--------------------------------------	--------------------------	----------------------------------	--	--

**EVALUATION OF THE INCENTIVIZATION OF PANCHAYATS SCHEME OF MOPR**

		<b>Building</b>					<b>ons</b>
TOTAL	18	4	10	9	15	14	2
COMPOSITE INDEX	0.40	0.44	0.42	0.43	0.36	0.42	0.67
RATE OF IMPACT (IN PERCENT AGE)	40.00	44.44	41.67	42.86	35.71	42.42	66.67

Table 95 summarizes the composite index and rate of impact of award winning panchayat, Khunti DP. Panchayat Functioning, Management of personnel and capacity building, planning and budget formation, income generation, performance of panchayats. Accountability and transparency, and Innovative Development intervention has got 0.36, 0.33, 0.33, 0.33, 0.24, 0.39 and 0.33 respectively as the composite index. Figure 87 shows a graphical representation of the composite index of the evaluated sub units of Khunti district panchayat.

## EVALUATION OF THE INCENTIVIZATION OF PANCHAYATS SCHEME OF MOPR



*Figure 87.* Composite index of the performance of the Sigin I C Gram Panchayat, Andhra Pradesh

The obtained responses from the panchayat officials shows that the meetings are conducted in a systematic way, with giving prominence to circulating agenda in advance, and recording minutes, but not fully systematic. . Important decisions were taken by detailed discussions and vote by conducting meetings which pointed out the democratic nature of the panchayat. The panchayat gives importance to capacity building. The above-mentioned panchayat gives attention to sending their representatives and functionaries for training programmes. The panchayat has to improve a little bit more in terms of panchayat functioning.

Good functioning of Panchayat relies on careful budget allocation too. Khunti panchayat prepares the annual budget, after discussing the plans and gaining suggestions from Gram Sabhas, farmers, youth, NGOs, etc. That means, the participation of all the sectors of the society is ensured in the annual budget planning. It was found that the panchayat has not prepared the Gender Budget for the Financial year 2018-19 and 2019-20.

## **EVALUATION OF THE INCENTIVIZATION OF PANCHAYATS SCHEME OF MOPR**

For the proper functioning of panchayats, the panchayat should give attention to raising the funds or increasing the income of the panchayat. Finding various sources of its own should be more fruitful. It is found that Khunti Panchayat does not generate any income from voluntary contributions in the form of labor or cash. The main source of income is tax, like any other panchayats.

The panchayat has succeeded in achieving aims of the different schemes implemented by the panchayat, and have utilized the funds for the same effectively. Utilization of funds for various schemes intended for development of SC/ST is found to be least utilized. The panchayat has given much attention to the life-style upliftment of the common people by providing safe drinking water, streetlight, drainage facility, giving education on the social issues currently happening around, etc. for improving the life of marginalized groups. The birth-death cases are found to be registered up-to-date. The panchayat is also focussing on undertaking activities with the cooperation of community based groups. The panchayat has not taken any initiative for the upliftment of the women. They have marked no innovative programme or plan framed for the upliftment of the inhabitants of that panchayat.

Proper maintenance of the accounts is done by Khunti panchayat to a moderate extent. The works under RTI Act are found to be done in a good way. BPL list, list of pension beneficiaries, and other like matters are not found to be displayed in the panchayat office or public places, which has to be done so as to make the administration more transparent and trustworthy to the common people. Innovative interventions programmes should be made more to bring better development in the panchayat..

### **3. PARONG - I GRAM PANCHAYAT**

The total score obtained for each sub-theme and the composite index and the respective rate of impact is present in Table 96

Table 96

*Performance of Parong - I Gram Panchayat, Andhra Pradesh*

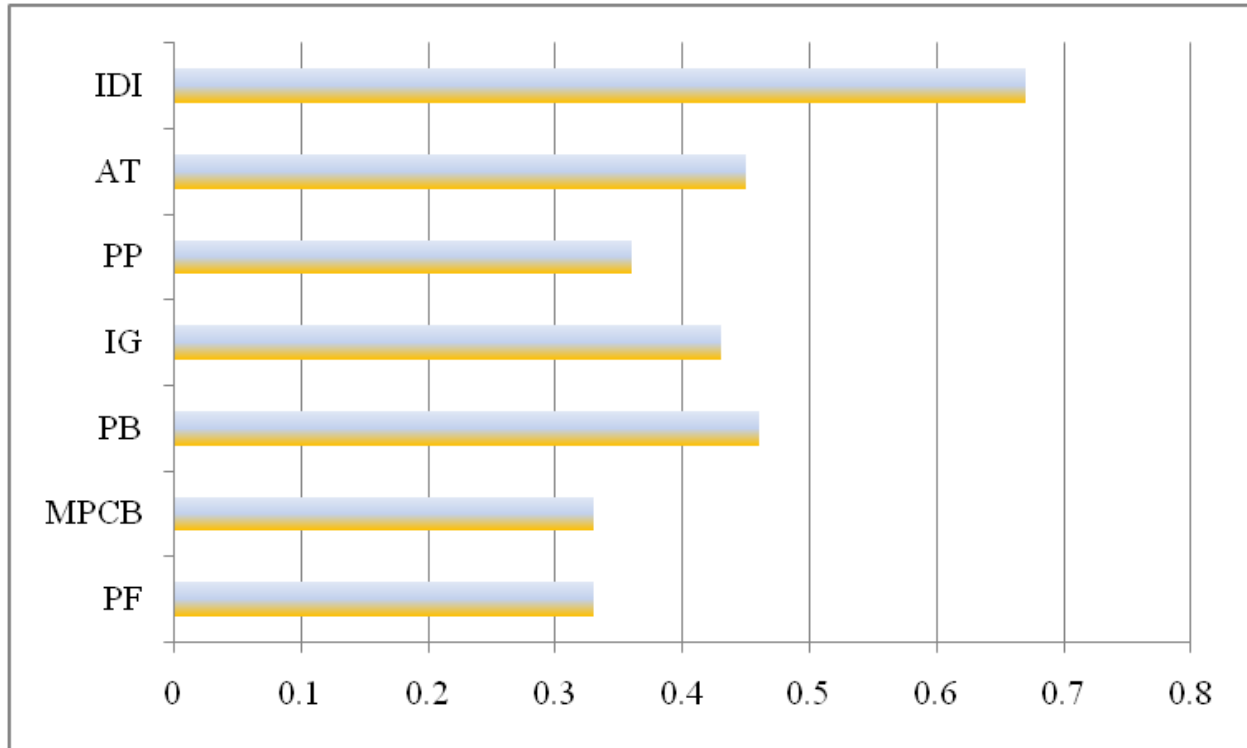
**EVALUATION OF THE INCENTIVIZATION OF PANCHAYATS SCHEME OF MOPR**

<i>Parong - I Gram Panchayat</i>	<b>Panchayat Functioning</b>	<b>Management of Personnel and Capacity Building</b>	<b>Planning and Budget Formation</b>	<b>Income Generation</b>	<b>Performance of Panchayats</b>	<b>Accountability &amp; Transparency</b>	<b>Innovative Development Interventions</b>
TOTAL	15	3	11	9	15	15	2
COMPOSITE INDEX	0.33	0.33	0.46	0.43	0.36	0.45	0.67
RATE OF IMPACT (IN PERCENT AGE)	33.33	33.33	45.83	42.86	35.71	45.45	66.67

Table 96 summarizes the composite index and rate of impact of award winning panchayat, Khunti DP. Panchayat Functioning, Management of personnel and capacity building, planning and budget formation, income generation, performance of panchayats. Accountability and transparency, and Innovative Development intervention has got 0.36, 0.33, 0.33, 0.33, 0.24, 0.39 and 0.33 respectively as the composite index. Figure 88 shows a graphical representation of the composite index of the evaluated sub units of Khunti district panchayat.



## EVALUATION OF THE INCENTIVIZATION OF PANCHAYATS SCHEME OF MOPR



*Figure 88.* Composite index of the performance of the Parong - I Gram Panchayat, Andhra Pradesh

The obtained responses from the panchayat officials shows that the meetings are conducted in a systematic way, with giving prominence to circulating agenda in advance, and recording minutes, but not fully systematic. . Important decisions were taken by detailed discussions and vote by conducting meetings which pointed out the democratic nature of the panchayat. The panchayat gives importance to capacity building. The above-mentioned panchayat gives attention to sending their representatives and functionaries for training programmes. The panchayat has to improve a little bit more in terms of panchayat functioning.

Good functioning of Panchayat relies on careful budget allocation too. Khunti panchayat prepares the annual budget, after discussing the plans and gaining suggestions from Gram Sabhas, farmers, youth, NGOs, etc. That means, the participation of all the sectors of the society is ensured in the annual budget planning. It was found that the panchayat has not prepared the Gender Budget for the Financial year 2018-19 and 2019-20.

## **EVALUATION OF THE INCENTIVIZATION OF PANCHAYATS SCHEME OF MOPR**

For the proper functioning of panchayats, the panchayat should give attention to raising the funds or increasing the income of the panchayat. Finding various sources of its own should be more fruitful. It is found that Khunti Panchayat does not generate any income from voluntary contributions in the form of labor or cash. The main source of income is tax, like any other panchayats.

The panchayat has succeeded in achieving aims of the different schemes implemented by the panchayat, and have utilized the funds for the same effectively. Utilization of funds for various schemes intended for development of SC/ST is found to be least utilized. The panchayat has given much attention to the life-style upliftment of the common people by providing safe drinking water, streetlight, drainage facility, giving education on the social issues currently happening around, etc. for improving the life of marginalized groups. The birth-death cases are found to be registered up-to-date. The panchayat is also focussing on undertaking activities with the cooperation of community based groups. The panchayat has not taken any initiative for the upliftment of the women. They have marked no innovative programme or plan framed for the upliftment of the inhabitants of that panchayat.

Proper maintenance of the accounts is done by Khunti panchayat to a moderate extent. The works under RTI Act are found to be done in a good way. BPL list, list of pension beneficiaries, and other like matters are not found to be displayed in the panchayat office or public places, which has to be done so as to make the administration more transparent and trustworthy to the common people. Innovative interventions programmes should be made more to bring better development in the panchayat.

### **4. TEBITALL GRAM PANCHAYAT**

The total score obtained for each sub-theme and the composite index and the respective rate of impact is present in Table 97

Table 97

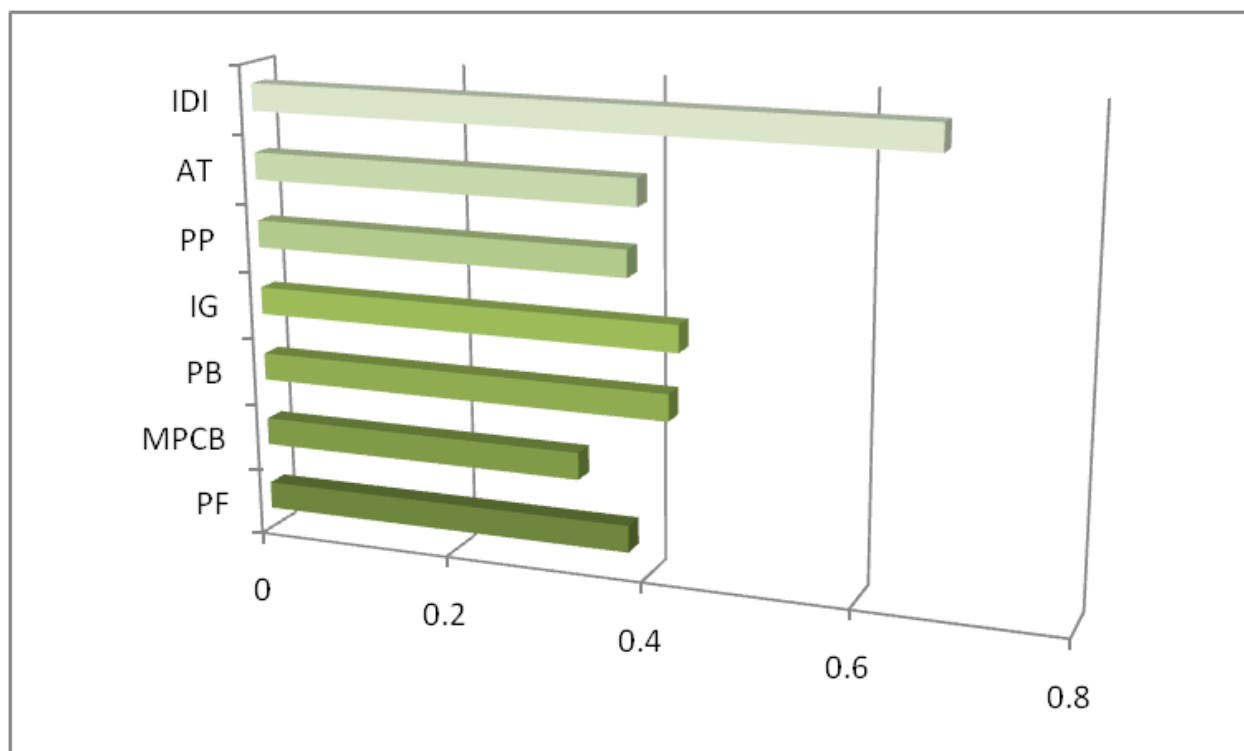
*Performance of Tebitall Gram Panchayat, Andhra Pradesh*

EVALUATION OF THE INCENTIVIZATION OF PANCHAYATS SCHEME OF MOPR

<i>Tebital Gram Panchayat</i>	<b>Panchayat Functioning</b>	<b>Managem ent of Personnel and Capacity Building</b>	<b>Planning and Budget Formation</b>	<b>Income Generation</b>	<b>Performan ce of Panchayats</b>	<b>Accountabi lity &amp; Transpare ncy</b>	<b>Innovativ e Developm ent Interventi ons</b>
TOTAL	17	3	10	9	16	13	2
COMPOSITE INDEX	0.38	0.33	0.42	0.43	0.38	0.39	0.67
RATE OF IMPACT (IN PERCENT AGE)	37.78	33.33	41.67	42.86	38.10	39.39	66.67

Table 1 summarizes the composite index and rate of impact of award winning panchayat, Khunti DP. Panchayat Functioning, Management of personnel and capacity building, planning and budget formation, income generation, performance of panchayats. Accountability and transparency, and Innovative Development intervention has got 0.36, 0.33, 0.33, 0.33, 0.24, 0.39 and 0.33 respectively as the composite index. Figure 89 shows a graphical representation of the composite index of the evaluated sub units of Khunti district panchayat.

## EVALUATION OF THE INCENTIVIZATION OF PANCHAYATS SCHEME OF MOPR



*Figure 89.* Composite index of the performance of the Tebitall Gram Panchayat, Andhra Pradesh

The obtained responses from the panchayat officials shows that the meetings are conducted in a systematic way, with giving prominence to circulating agenda in advance, and recording minutes, but not fully systematic. . Important decisions were taken by detailed discussions and vote by conducting meetings which pointed out the democratic nature of the panchayat. The panchayat gives importance to capacity building. The above-mentioned panchayat gives attention to sending their representatives and functionaries for training programmes. The panchayat has to improve a little bit more in terms of panchayat functioning.

Good functioning of Panchayat relies on careful budget allocation too. Khunti panchayat prepares the annual budget, after discussing the plans and gaining suggestions from Gram Sabhas, farmers, youth, NGOs, etc. That means, the participation of all the sectors of the society is ensured in the annual budget planning. It was found that the panchayat has not prepared the Gender Budget for the Financial year 2018-19 and 2019-20.

For the proper functioning of panchayats, the panchayat should give attention to raising the funds or increasing the income of the panchayat. Finding various sources of its own should be more

## **EVALUATION OF THE INCENTIVIZATION OF PANCHAYATS SCHEME OF MOPR**

fruitful. It is found that Khunti Panchayat does not generate any income from voluntary contributions in the form of labor or cash. The main source of income is tax, like any other panchayats.

The panchayat has succeeded in achieving aims of the different schemes implemented by the panchayat, and have utilized the funds for the same effectively. Utilization of funds for various schemes intended for development of SC/ST is found to be least utilized. The panchayat has given much attention to the life-style upliftment of the common people by providing safe drinking water, streetlight, drainage facility, giving education on the social issues currently happening around, etc. for improving the life of marginalized groups. The birth-death cases are found to be registered up-to-date. The panchayat is also focussing on undertaking activities with the cooperation of community based groups. The panchayat has not taken any initiative for the upliftment of the women. They have marked no innovative programme or plan framed for the upliftment of the inhabitants of that panchayat.

Proper maintenance of the accounts is done by Khunti panchayat to a moderate extent. The works under RTI Act are found to be done in a good way. BPL list, list of pension beneficiaries, and other like matters are not found to be displayed in the panchayat office or public places, which has to be done so as to make the administration more transparent and trustworthy to the common people. Innovative interventions programmes should be made more to bring better development in the panchayat.

### **NON-AWARD WINNING PANCHAYAT**

#### **1. KORAYER GRAM PANCHAYAT**

The total score obtained for each sub-theme and the composite index and the respective rate of impact is present in Table 98

Table 98

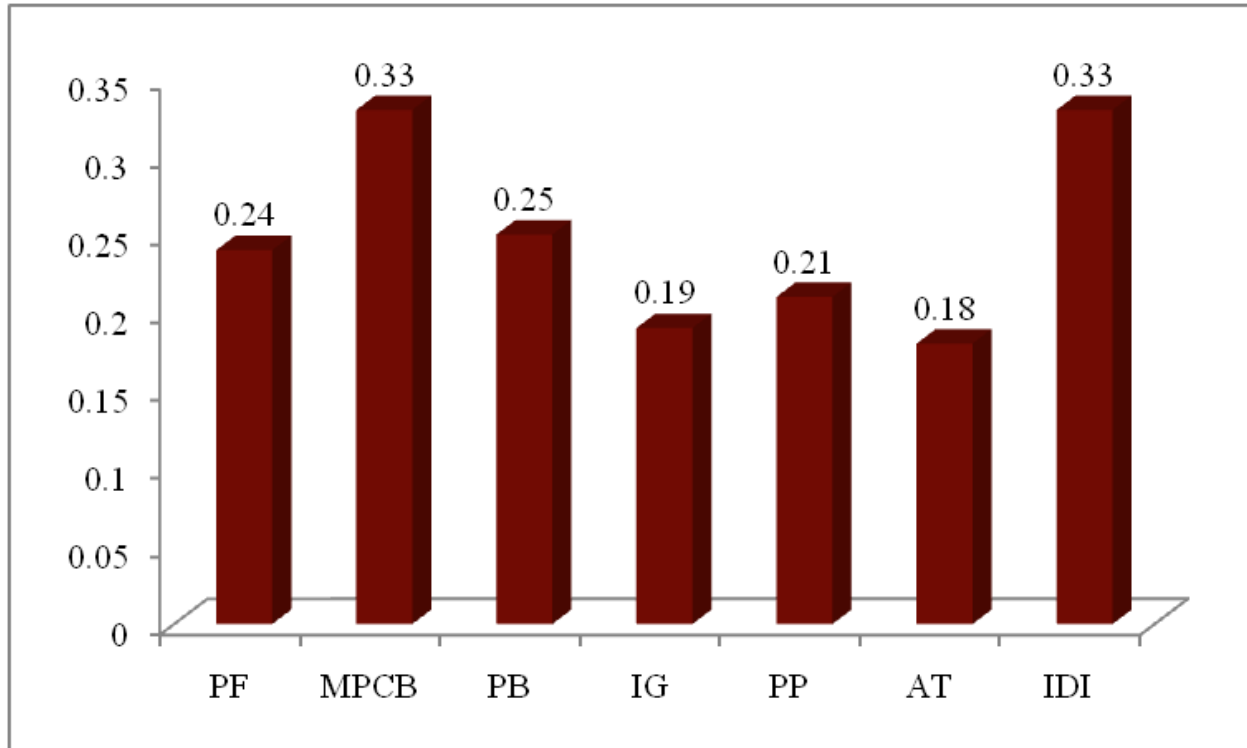
*Performance of Korayer Gram Panchayat, Andhra Pradesh*

**EVALUATION OF THE INCENTIVIZATION OF PANCHAYATS SCHEME OF MOPR**

<i>Korayer Gram Panchayat</i>	<b>Panchayat Functioning</b>	<b>Management of Personnel and Capacity Building</b>	<b>Planning and Budget Formation</b>	<b>Income Generation</b>	<b>Performance of Panchayats</b>	<b>Accountability &amp; Transparency</b>	<b>Innovative Development Interventions</b>
TOTAL	11	3	6	4	9	6	1
COMPOSITE INDEX	0.24	0.33	0.25	0.19	0.21	0.18	0.33
RATE OF IMPACT (IN PERCENT AGE)	24.44	33.33	25.00	19.05	21.43	18.18	33.33

Table 98 summarizes the composite index and rate of impact of award winning panchayat, Khunti DP. Panchayat Functioning, Management of personnel and capacity building, planning and budget formation, income generation, performance of panchayats. Accountability and transparency, and Innovative Development intervention has got 0.36, 0.33, 0.33, 0.33, 0.24, 0.39 and 0.33 respectively as the composite index. Figure 90 shows a graphical representation of the composite index of the evaluated sub units of Khunti district panchayat.

## EVALUATION OF THE INCENTIVIZATION OF PANCHAYATS SCHEME OF MOPR



*Figure 90.* Composite index of the performance of the Korayer Gram Panchayat, Andhra Pradesh

The obtained responses from the panchayat officials shows that the meetings are conducted in a systematic way, with giving prominence to circulating agenda in advance, and recording minutes, but not fully systematic. . Important decisions were taken by detailed discussions and vote by conducting meetings which pointed out the democratic nature of the panchayat. The panchayat gives importance to capacity building. The above-mentioned panchayat gives attention to sending their representatives and functionaries for training programmes. The panchayat has to improve a little bit more in terms of panchayat functioning.

Good functioning of Panchayat relies on careful budget allocation too. Khunti panchayat prepares the annual budget, after discussing the plans and gaining suggestions from Gram Sabhas, farmers, youth, NGOs, etc. That means, the participation of all the sectors of the society is ensured in the annual budget planning. It was found that the panchayat has not prepared the Gender Budget for the Financial year 2018-19 and 2019-20.

## **EVALUATION OF THE INCENTIVIZATION OF PANCHAYATS SCHEME OF MOPR**

For the proper functioning of panchayats, the panchayat should give attention to raising the funds or increasing the income of the panchayat. Finding various sources of its own should be more fruitful. It is found that Khunti Panchayat does not generate any income from voluntary contributions in the form of labor or cash. The main source of income is tax, like any other panchayats.

The panchayat has succeeded in achieving aims of the different schemes implemented by the panchayat, and have utilized the funds for the same effectively. Utilization of funds for various schemes intended for development of SC/ST is found to be least utilized. The panchayat has given much attention to the life-style upliftment of the common people by providing safe drinking water, streetlight, drainage facility, giving education on the social issues currently happening around, etc. for improving the life of marginalized groups. The birth-death cases are found to be registered up-to-date. The panchayat is also focussing on undertaking activities with the cooperation of community based groups. The panchayat has not taken any initiative for the upliftment of the women. They have marked no innovative programme or plan framed for the upliftment of the inhabitants of that panchayat.

Proper maintenance of the accounts is done by Khunti panchayat to a moderate extent. The works under RTI Act are found to be done in a good way. BPL list, list of pension beneficiaries, and other like matters are not found to be displayed in the panchayat office or public places, which has to be done so as to make the administration more transparent and trustworthy to the common people. Innovative interventions programmes should be made more to bring better development in the panchayat.

### **Comparison of Performance of Award Winning and Non-Award Winning Panchayats**

In order to test the difference in the performance of the award winning and non-award winning panchayats, independent sample *t* test was employed. For this cumulative index of each panchayats were calculated. The result of the *t* test employed is presented in Table 99



## EVALUATION OF THE INCENTIVIZATION OF PANCHAYATS SCHEME OF MOPR

Group	<i>N</i>	<i>Mean</i>	<i>Std. Deviation</i>	<i>t</i>	<i>sig</i>
Award Winning Panchayats	68	.3313	.07149	3.522	0.001
Non-Award Winning Panchayats	11	.2536	.03501		

From the above table it can be seen the critical ratio obtained for the test of significance of difference in the mean cumulative score of award winning and non-award winning panchayats is 3.522 at of at a significance of 0.001. The obtained *t* value is greater than 2.58 and hence can be said that the difference is significant at .01 level of significance. Cumulative index of the award winning panchayats is significantly greater than non-award winning panchayats.

## CHAPTER 7

### SUGGESTION AND RECOMMENDATIONS

The Ministry of Panchayati Raj (MoPR) has been providing support to States as well as Union Territories (UTs) to develop State/UT specific guidelines for GPDP converging all the resources in setting local development agenda and finding local solutions to development issues.

#### *Assessment for incentivization:*

Assessment to be made based on -

1. Panchayat Development Index
2. SDG Achievement Progress
3. Thematic achievement
4. Special initiative & innovation
5. Mission Antyodaya data analysis

#### **Suggestions:**

Incentivization is to be multi-level - Gram Panchayat, IP/BP and DP on the above multidimensions. Special awards incentive for going the extra mile beyond minimum of 50 indicators and progressing, as well as for innovative work in Gram Panchayats to be given.

Incentivization in initial years and later years would be different. More Panchayats to be covered in incentives in initial years to raise awareness, interest and draw them.

Year on year bar to be raised on all categories assessment for incentives.

Assessments are to be of like- a good basis being population, and location (hilly and plains).

Effectively managing the process of incentivisation, as a transparent and continuous process every year is required.

Independent evaluation processes for National awards would add further evidence to the selections for incentives.

## EVALUATION OF THE INCENTIVIZATION OF PANCHAYATS SCHEME OF MOPR

1. 29 subjects that are the responsibility of the Gram Panchayats cover the SDGs with varying levels of devolution in different States
2. Convergent action should ensure that the various inputs from the schemes of Departments feed into the preparation of GPDP for the Indicators / Targets. On the other hand, that which is required should be provided from the resource envelope of the schemes in the Panchayat area.
3. Flagship schemes and multitude of schemes of Central and State Governments have substantial impact on SDGs, and are implemented in rural areas
4. Schemes focus on scheme objectives' achievements, with progress as measured in financial and physical terms under the scheme.
5. Bringing out effective processes, developments, insightful, inspirational and thought provoking issues, motivating action, through this. Special focus on sustainability and inclusiveness of best practice identified is important.
6. Best practices in addition to being of tremendous use in Capacity building & IEC, is to be used to bring convergence, used as the yardstick in impact monitoring, evaluation and incentivization, leading change and spurring changes.
7. More training sessions and discussion sessions (within the state and also inter-state) should have to be conducted which will be a good platform to share ideas between states and panchayats. If all the states go hand-in-hand attaining the SD goals will be possible at the earliest.
8. IEC of all Ministries together must ensure constant activity on SDGs in Gram Panchayats and lead to vibrant Gram Sabhas.
9. An entire set of Indicators for inter-panchayat comparison is to form the Panchayat Development Index. This set is to be decided by MoPR in consultation with Ministries & States & NITI Aayog.
10. Panchayat-level assessment should have to be followed by Block Level and District level and then by State-Level assessment. Assessment indicators have to be prepared. The level-wise assessment will be more useful to analyzing the area to be focused more.
11. Gram panchayats has to make a check list to clearly know what are the stipulated aims of each financial year and how much they have achieved. Discussions at Gram Sabhas on the achieving the goals should be done mandatory. For, without the corporation of the

## EVALUATION OF THE INCENTIVIZATION OF PANCHAYATS SCHEME OF MOPR

inhabitants of the panchayat it is not easy to attain the development. People should be aware of the functioning of the panchayats.

12. Credit to departments must be given for their role in supporting the progress in the Gram Panchayats.
13. National & International exposure through linking with reputed Organizations and UNSDG and other SDG sites along with participation in events to be done.
14. Sponsored incentives from Local organizations, business, private sector to be encouraged and drawn in by Districts & States.
15. Both Centre and States to incentivize the PRIs
16. States may choose same pattern as Centre or choose to cover more/almost all panchayats by scaling incentives to progress levels.
17. More panchayats need to given incentives to encourage them to do more.
18. Transparency should be maintained in the process of incentivization
19. A well-maintained Panchayat Standing Committee need to be set up in all panchayats
20. Timely review should be made in the panchayat level, state level and national level.
21. More training and discussion session need to arranged for increasing the pace towards the goals

This study was conducted by taking the states representing all the three categories, i.e., big, medium and small. The result shows that the incentivization has a good effect on the panchayats when compared to the non award winning panchayats. Non award winning panchayats tries to learn the activities done by the award winning panchayats. The data shows that the administrators and other responsible members, even the citizens do more to make their panchayat perform better year-by-year. Hence, the result of the study can be applied in all-India/national level.

From the detailed analysis of the data collected through various sources, the study wish to recommend that, if SDG indicators are used for evaluating the performance of the panchayat functions instead on the Mission Antodyaya indicators, it will give better results. The MA indicators are included in SDG indicators. Hence, SDG indicators are set as the goals before the panchayats, the functioning of the panchayat will be more efficient and effecticve. The development of the nation will step up to the next phase. Development with peace and harmony of the whole planet will be achieved in recent years will be possible then.

EVALUATION OF THE INCENTIVIZATION OF PANCHAYATS SCHEME OF MOPR

Appendices:1

State wise table should need to include here

SL NO .	STATE	AWARD WINNING 2018-19	ENTITY TYPE	AWARD TYPE
1	ARUNACHAL PRADESH	LOWER SUBANSIRI>> YACHULI >> YACHULI	Gram Panchayat	Child Friendly Gram Panchayat Award
2	ARUNACHAL PRADESH	LOWER SUBANSIRI>>PISTANA>> DEED	Gram Panchayat	Rashtriya Gaurav Gram Sabha (RGGS)
3	ASSAM	KAMRUP METRO	District Panchayat	Panchayat Sashaktikaran Puraskar (PSP)
4	ASSAM	DHEMAJI>>MACHKHO WA	Block Panchayat	Panchayat Sashaktikaran Puraskar (PSP)
5	ASSAM	LAKSHMIPUR>>GHILM ARA	Block Panchayat	Panchayat Sashaktikaran Puraskar (PSP)
6	ASSAM	DHEMAJI>>SISSIBORGA ON>> MALINIPUR	Gram Panchayat	Gram Panchayat Development Plan (GPDP)
7	ASSAM	DHEMAJI>>DHEMAJI>>	Gram Panchayat	Panchayat

EVALUATION OF THE INCENTIVIZATION OF PANCHAYATS SCHEME OF MOPR

		GOHAINGAON		Sashaktikaran Puraskar (PSP)
8	ASSAM	NAGAON>>RAHA>> SALMARA	Gram Panchayat	Rashtriya Gaurav Gram Sabha (RGGS)
9	ASSAM	DIBRUGARH>>BARBRU AH>>BORPATHER	Gram Panchayat	Child Friendly Gram Panchayat Award
10	ASSAM	KAMRUP METRO>>DIMORIA>>SO NAPUR	Gram Panchayat	Panchayat Sashaktikaran Puraskar (PSP)
11	ASSAM	KAMRUP>>CHAYANI>> HORAPARA	Gram Panchayat	Panchayat Sashaktikaran Puraskar (PSP)
12	GUJARAT	RAJKOT>>UPLETA>>SA JDIYALI	Gram Panchayat	Panchayat Sashaktikaran Puraskar (PSP)
13	GUJARAT	ANAND>>SOJITRA>>MA LATAJ	Gram Panchayat	Panchayat Sashaktikaran Puraskar (PSP)
14	GUJARAT	RAJKOT>>UPLETA>>M OJIRA	Gram Panchayat	Gram Panchayat Development Plan (GPDP)
15	GUJARAT	SABAR KANTHA>>PRANTIJ>>T AKHATGADH	Gram Panchayat	Rashtriya Gaurav Gram Sabha (RGGS)

**EVALUATION OF THE INCENTIVIZATION OF PANCHAYATS SCHEME OF MOPR**

16	GUJARAT	KACHCHI>>BHUJ>>KUK MA	Gram Panchayat	Panchayat Sashaktikaran Puraskar (PSP)
17	GUJARAT	BODELI>>TANDALJA	Gram Panchayat	Panchayat Sashaktikaran Puraskar (PSP)
18	GUJARAT	BODELI>>PACHISGAM	Gram Panchayat	Child Friendly Gram Panchayat Award
19	GUJARAT	BODELI>>MORAKHALA	Gram Panchayat	Panchayat Sashaktikaran Puraskar (PSP)
20	GUJARAT	ARAVALLY>>BAYAD>> VAJEPURA KAMPO	Gram Panchayat	Panchayat Sashaktikaran Puraskar (PSP)
21	JHARKHAND	BAKARO	District Panchayat	Panchayat Sashaktikaran Puraskar (PSP)
22	JHARKHAND	RANCHI>>NAMKUM	Block panchayat	Panchayat Sashaktikaran Puraskar (PSP)
23	JHARKHAND	BOKARO>>JARIDIH	Block panchayat	Panchayat Sashaktikaran Puraskar (PSP)
24	JHARKHAND	BOKARO>>PETERWAR> >BUNDU	Gram panchayat	Child Friendly Gram Panchayat

EVALUATION OF THE INCENTIVIZATION OF PANCHAYATS SCHEME OF MOPR

				Award
25	JHARKHAND	DHANBAD>>DHANBAD >>BARDUBHI	Gram panchayat	Panchayat Sashaktikaran Puraskar (PSP)
26	JHARKHAND	GIRIDIH>>BIRNI>>KAPI LO	Gram panchayat	Rashtriya Gaurav Gram Sabha (RGGS)
27	JHARKHAND	GIRIDIH>>BIRNI>>KAPI LO	Gram panchayat	Panchayat Sashaktikaran Puraskar (PSP)
28	JHARKHAND	GIRIDIH>>GANDEY>>D OKIDIH	Gram panchayat	Panchayat Sashaktikaran Puraskar (PSP)
29	JHARKHAND	RAMGARH>>DULMI>>H ONHE	Gram panchayat	Gram Panchayat Development Plan (GPDP)
30	KARNATAKA	MANDYA	District Panchayat	Panchayat Sashaktikaran Puraskar (PSP)
31	KARNATAKA	TUMAKURU>>TUMAKU RU	Block Panchayat	Panchayat Sashaktikaran Puraskar (PSP)
32	KARNATAKA	MYSURU>>HUNSUR	Block Panchayat	Panchayat Sashaktikaran Puraskar (PSP)



EVALUATION OF THE INCENTIVIZATION OF PANCHAYATS SCHEME OF MOPR

33	KARNATAKA	MANDYA>>MADDUR>> ANNURU	Gram panchayat	Panchayat Sashaktikaran Puraskar (PSP)
34	KARNATAKA	MANDYA>>MADDUR>> HEMANAHALLI	Gram panchayat	Panchayat Sashaktikaran Puraskar (PSP)
35	KARNATAKA	TUMAKURU>>TUMAKU RU>>NAGAVALLI	Gram panchayat	Panchayat Sashaktikaran Puraskar (PSP)
36	KARNATAKA	MYSURU>>MYSURU>> HOROHALLI	Gram panchayat	Panchayat Sashaktikaran Puraskar (PSP)
37	KARNATAKA	MANDYA>>SHRIRANGA PATTANA>>NAGUVAN AHALLI	Gram panchayat	Gram Panchayat Development Plan (GPDP)
38	KARNATAKA	MANDYA>>MADDUR>> HEMMANAHALLI	Gram panchayat	Child Friendly Gram Panchayat Award
39	KARNATAKA	MYSURU>>HUNSUR>>H USENPURA	Gram panchayat	Panchayat Sashaktikaran Puraskar (PSP)
40	KARNATAKA	DAKSHIN KANNAD>>SULYA>>KA NAKAMAJALU	Gram panchayat	Rashtriya Gaurav Gram Sabha (RGGGS)
41	MADHYA PRADESH	MANDSAUR	District Panchayat	Panchayat Sashaktikaran

EVALUATION OF THE INCENTIVIZATION OF PANCHAYATS SCHEME OF MOPR

				Puraskar (PSP)
42	MADHYA PRADESH	NEEMUCH	District Panchayat	Panchayat Sashaktikaran Puraskar (PSP)
43	MADHYA PRADESH	RATLAM >> ALOT	Block Panchayat	Panchayat Sashaktikaran Puraskar (PSP)
44	MADHYA PRADESH	HOSHANGABAD >> HOSHANGABAD	Block Panchayat	Panchayat Sashaktikaran Puraskar (PSP)
45	MADHYA PRADESH	RATLAM >> PIPLODA >> KANSIR	Gram Panchayat	Panchayat Sashaktikaran Puraskar (PSP)
46	MADHYA PRADESH	INDORE >> SANWER >> POTLOD	Gram Panchayat	Panchayat Sashaktikaran Puraskar (PSP)
47	MADHYA PRADESH	DHAR >> DHARAMPURI >> SUNDRAIL	Gram Panchayat	Panchayat Sashaktikaran Puraskar (PSP)
48	MADHYA PRADESH	HOSHANGABAD >> KESLA >> BABAICHRUD	Gram Panchayat	Panchayat Sashaktikaran Puraskar (PSP)
49	MADHYA PRADESH	MANDSAUR >> MANDSAUR >> PADLIYA	Gram Panchayat	Panchayat Sashaktikaran Puraskar (PSP)

EVALUATION OF THE INCENTIVIZATION OF PANCHAYATS SCHEME OF MOPR

		MARU		
50	MADHYA PRADESH	NEEMUCH >> NEEMUCH >> BHADBADIA	Gram Panchayat	Child Friendly Gram Panchayat Award
51	MADHYA PRADESH	NEEMUCH >> NEEMUCH >> BHADBADIA	Gram Panchayat	Panchayat Sashaktikaran Puraskar (PSP)
52	MADHYA PRADESH	RATLAM >> PIPLODA >> BARKHEDJ	Gram Panchayat	Gram Panchayat Development Plan (GPDP)
53	MADHYA PRADESH	SAGAR >> BANDA >> BINEKA	Gram Panchayat	Rashtriya Gaurav Gram Sabha (RGGGS)
54	MADHYA PRADESH	SAGAR >> DEORI >> SARKHEDA (P)	Gram Panchayat	Panchayat Sashaktikaran Puraskar (PSP)
55	MADHYA PRADESH	SAGAR >> KESLI >> MARAMADHO(P)	Gram Panchayat	Panchayat Sashaktikaran Puraskar (PSP)
56	MADHYA PRADESH	SAGAR >> KESLI >> TUMRI(P)	Gram Panchayat	Panchayat Sashaktikaran Puraskar (PSP)
57	MADHYA PRADESH	SEHORE >> ASHTA >> MUGLI	Gram Panchayat	Panchayat Sashaktikaran Puraskar (PSP)

EVALUATION OF THE INCENTIVIZATION OF PANCHAYATS SCHEME OF MOPR

58	MADHYA PRADESH	SIDHI >> SIDHI >> PANWAR CHOUHANAN	Gram Panchayat	Panchayat Sashaktikaran Puraskar (PSP)
59	SIKKIM	SOUTH DISTRICT	District Panchayat	Panchayat Sashaktikaran Puraskar (PSP)
60	SIKKIM	WEST DISTRICT >> YANGTEN	Gram Panchayat	Panchayat Sashaktikaran Puraskar (PSP)
61	SIKKIM	WEST DISTRICT >> SANGKHU  RADUKHANDU	Gram Panchayat	Gram Panchayat Development Plan (GPDP)
62	SIKKIM	EAST DISTRICT >> PREMLAKHA SUBANEYDARA	Gram Panchayat	Rashtriya Gaurav Gram Sabha (RGGS)
63	SIKKIM	EAST DISTRICT >> RANKA	Gram Panchayat	Panchayat Sashaktikaran Puraskar (PSP)
64	SIKKIM	EAST DISTRICT >> PACHEY SAMSING	Gram Panchayat	Child Friendly Gram Panchayat Award
65	TELANGANA	KARIMNAGAR >> SULTHANABAD	Block Panchayat	Panchayat Sashaktikaran Puraskar (PSP)

**EVALUATION OF THE INCENTIVIZATION OF PANCHAYATS SCHEME OF MOPR**

66	TELANGANA	NIZAMABAD >> NANDIPET	Block Panchayat	Panchayat Sashaktikaran Puraskar (PSP)
67	TELANGANA	KARIMNAGAR >> KATARAM >> GANGARAM	Gram Panchayat	Gram Panchayat Development Plan (GPDP)
68	TELANGANA	KARIMNAGAR >> KATARAM >> GANGARAM	Gram Panchayat	Panchayat Sashaktikaran Puraskar (PSP)
69	TELANGANA	MEDAK >> CHINNAKODUR >> GURRALAGONDI	Gram Panchayat	Panchayat Sashaktikaran Puraskar (PSP)
70	TELANGANA	KARIMNAGAR >> THIMMAPUR (L.M.D.) >> NUSTHULAPUR	Gram Panchayat	Child Friendly Gram Panchayat Award
71	TELANGANA	KARIMNAGAR >> SRIRAMPUR >> KISTAMPET	Gram Panchayat	Panchayat Sashaktikaran Puraskar (PSP)
72	TELANGANA	KARIMNAGAR >> MUTHARAM (MANTHANI) >> ADIVARAMPET	Gram Panchayat	Rashtriya Gaurav Gram Sabha (RGGS)
73	UTTAR PRADESH	SULTANPUR	District Panchayat	Panchayat Sashaktikaran Puraskar (PSP)
74	UTTAR PRADESH	HAPUR	District	Panchayat

EVALUATION OF THE INCENTIVIZATION OF PANCHAYATS SCHEME OF MOPR

			Panchayat	Sashaktikaran Puraskar (PSP)
75	UTTAR PRADESH	MORADABAD >> DILARI	Block Panchayat	Panchayat Sashaktikaran Puraskar (PSP)
76	UTTAR PRADESH	SIDDHARTH NAGAR >> BIRDPUR	Block Panchayat	Panchayat Sashaktikaran Puraskar (PSP)
77	UTTAR PRADESH	MORADABAD >> MORADABAD	Block Panchayat	Panchayat Sashaktikaran Puraskar (PSP)
78	UTTAR PRADESH	DEORIA >> PATHAR DEWA	Block Panchayat	Panchayat Sashaktikaran Puraskar (PSP)
79	UTTAR PRADESH	CHANDAULI >> CHANDAULI >> SIKARI	Gram Panchayat	Panchayat Sashaktikaran Puraskar (PSP)
80	UTTAR PRADESH	LUCKNOW >> MAL >> LATIFPUR	Gram Panchayat	Panchayat Sashaktikaran Puraskar (PSP)
81	UTTAR PRADESH	KHERI >> BANKEYGANJ >> TENDUWA	Gram Panchayat	Panchayat Sashaktikaran Puraskar (PSP)
82	UTTAR PRADESH	JHANSI >> MAURANIPUR >> MERKI	Gram Panchayat	Panchayat Sashaktikaran Puraskar (PSP)

**EVALUATION OF THE INCENTIVIZATION OF PANCHAYATS SCHEME OF MOPR**

83	UTTAR PRADESH	JHANSI >> MAURANIPUR >> KOTRA	Gram Panchayat	Panchayat Sashaktikaran Puraskar (PSP)
84	UTTAR PRADESH	GORAKHPUR >> PIPRAULI >> JANGL DEERGHAN SINGH	Gram Panchayat	Panchayat Sashaktikaran Puraskar (PSP)
85	UTTAR PRADESH	GORAKHPUR >> KAURI RAM >> KHAJURI BABU	Gram Panchayat	Panchayat Sashaktikaran Puraskar (PSP)
86	UTTAR PRADESH	CHANDAULI >> CHAHNIYA >> KAWAR	Gram Panchayat	Panchayat Sashaktikaran Puraskar (PSP)
87	UTTAR PRADESH	BARABANKI >> SIDHAUR >> KOTHI	Gram Panchayat	Panchayat Sashaktikaran Puraskar (PSP)
88	UTTAR PRADESH	BARABANKI >> MASAULI >> CHANDWARA	Gram Panchayat	Panchayat Sashaktikaran Puraskar (PSP)
89	UTTAR PRADESH	JALAUN >> KADAURA >> AKBARPUR	Gram Panchayat	Panchayat Sashaktikaran Puraskar (PSP)
90	UTTAR PRADESH	JALAUN >> KADAURA >> AKBARPUR	Gram Panchayat	Gram Panchayat Development Plan (GPDP)
91	UTTAR PRADESH	JALAUN >> KADAURA >> AKBARPUR	Gram Panchayat	Child Friendly Panchayat Award

EVALUATION OF THE INCENTIVIZATION OF PANCHAYATS SCHEME OF MOPR

92	UTTAR PRADESH	JALAUN >> MADHOGARH >> AMKHEDA	Gram Panchayat	Panchayat Sashaktikaran Puraskar (PSP)
93	UTTAR PRADESH	BARABANKI >> MASAULI >> CHANDWARA	Gram Panchayat	Rashtriya Gaurav Gram Sabha (RGGS)
94	UTTAR PRADESH	BANDA >> JASPURA >> SINDHAN KALAN	Gram Panchayat	Panchayat Sashaktikaran Puraskar (PSP)
95	UTTAR PRADESH	BANDA >> JASPURA >> RAMPUR	Gram Panchayat	Panchayat Sashaktikaran Puraskar (PSP)
96	UTTAR PRADESH	AGRA >> KHERAGARH >> LALPUR	Gram Panchayat	Panchayat Sashaktikaran Puraskar (PSP)
97	UTTAR PRADESH	GHAZIABAD >> LONI >> MEWALA BHATTI	Gram Panchayat	Panchayat Sashaktikaran Puraskar (PSP)
98	UTTAR PRADESH	DEORIA >> BHATNI >> GHANTI KHAS	Gram Panchayat	Panchayat Sashaktikaran Puraskar (PSP)
99	UTTAR PRADESH	HAMIRPUR >> KURARA >> UMRAHAT	Gram Panchayat	Panchayat Sashaktikaran Puraskar (PSP)
100	UTTAR PRADESH	AURAIYA >> ERWA KATRA >> HAMIRPUR	Gram Panchayat	Panchayat Sashaktikaran



EVALUATION OF THE INCENTIVIZATION OF PANCHAYATS SCHEME OF MOPR

		RURU		Puraskar (PSP)
101	UTTAR PRADESH	MUZAFFARNAGAR >> BUDHANA >> FUGANA	Gram Panchayat	Panchayat Sashaktikaran Puraskar (PSP)
102	UTTAR PRADESH	PRATAPGARH >> KUNDA >> SAHABPUR	Gram Panchayat	Panchayat Sashaktikaran Puraskar (PSP)
103	UTTAR PRADESH	HAMIRPUR >> MUSKARA >> TIHAR	Gram Panchayat	Panchayat Sashaktikaran Puraskar (PSP)
104	UTTAR PRADESH	LUCKNOW >> MOHANLALGANJ >> LALPUR	Gram Panchayat	Panchayat Sashaktikaran Puraskar (PSP)
105	UTTAR PRADESH	ALLAHABAD >> KAURIHAR >> SINGRAUR UPRHAR	Gram Panchayat	Panchayat Sashaktikaran Puraskar (PSP)
106	UTTAR PRADESH	SIDDHARTH NAGAR >> BHANWAPUR >> HANSUDI AUSANAPAR	Gram Panchayat	Panchayat Sashaktikaran Puraskar (PSP)
107	UTTAR PRADESH	SONBHADRA >> ROBERTSGANJ >> BACHHUDHA	Gram Panchayat	Panchayat Sashaktikaran Puraskar (PSP)
108	UTTAR PRADESH	MAINPURI >> KURAOLI >> BHARATPUR	Gram Panchayat	Panchayat Sashaktikaran Puraskar (PSP)

**EVALUATION OF THE INCENTIVIZATION OF PANCHAYATS SCHEME OF MOPR**

109	UTTAR PRADESH	SHAMLI >> KAIRANA >> KASERWAKHURD	Gram Panchayat	Panchayat Sashaktikaran Puraskar (PSP)
110	UTTAR PRADESH	SIDDHARTH NAGAR >> BIRDPUR >> PIPARSAN	Gram Panchayat	Panchayat Sashaktikaran Puraskar (PSP)

SL. NO.	STATE	AWARD WINNING 2019-20	ENTITY TYPE	AWARD TYPE
1	ARUNACHAL PRADESH	SIANG	District Panchayat	Panchayat Sashaktikaran Puraskar (PSP)
2	ARUNACHAL PRADESH	EAST SIANG >> MONGGU-BANGGO >> NAMSING SANGGO	Gram Panchayat	Rashtriya Gaurav Gram Sabha (RGGS)
3	ARUNACHAL PRADESH	TIRAP >> DADAM >> HUKAN	Gram Panchayat	Gram Panchayat Development Plan (GPDP)
4	ARUNACHAL PRADESH	UPPER SUBANSIRI >> DAPORIO-SIGIN-I >> SIGIN I C	Gram Panchayat	Panchayat Sashaktikaran Puraskar (PSP)
5	ARUNACHAL PRADESH	SIANG >> RIGA >> PARONG-I	Gram Panchayat	Panchayat Sashaktikaran Puraskar (PSP)

**EVALUATION OF THE INCENTIVIZATION OF PANCHAYATS SCHEME OF MOPR**

<b>6</b>	ARUNACHAL PRADESH	KRA DAADI >> CHAMBANG >> TEBITALL	Gram Panchayat	Child Friendly Gram Panchayat Award
<b>7</b>	ARUNACHAL PRADESH	KRA DAADI >> PALIN >> TASSAR	Gram Panchayat	Panchayat Sashaktikaran Puraskar (PSP)
<b>8</b>	ASSAM	TINSUKIA	District Panchayat	Panchayat Sashaktikaran Puraskar (PSP)
<b>9</b>	ASSAM	DHEMAJI >> MACHKHOWA	Block Panchayat	Panchayat Sashaktikaran Puraskar (PSP)
<b>10</b>	ASSAM	KAMRUP METRO >> DIMORIA	Block Panchayat	Panchayat Sashaktikaran Puraskar (PSP)
<b>11</b>	ASSAM	TINSUKIA >> MARGHERITA >> KUMARPATTY	Gram Panchayat	Panchayat Sashaktikaran Puraskar (PSP)
<b>12</b>	ASSAM	KAMRUP METRO >> DIMORIA >> SONAPUR	Gram Panchayat	Rashtriya Gaurav Gram Sabha (RGGS)
<b>13</b>	ASSAM	DHEMAJI >> BORDOLONI >> GOGAMUKH	Gram Panchayat	Gram Panchayat Development Plan (GPDP)
<b>14</b>	ASSAM	KAMRUP METRO >> RANI (PT) >> AZARA	Gram Panchayat	Panchayat Sashaktikaran

**EVALUATION OF THE INCENTIVIZATION OF PANCHAYATS SCHEME OF MOPR**

				Puraskar (PSP)
<b>15</b>	ASSAM	DHEMAJI >> SISSIBORGAON >> MADHAYA SISSITANGANI	Gram Panchayat	Panchayat Sashaktikaran Puraskar (PSP)
<b>16</b>	GUJARAT	SURENDRANAGAR	District Panchayat	Panchayat Sashaktikaran Puraskar (PSP)
<b>17</b>	GUJARAT	BHARUCH >> HANSOT	Block Panchayat	Panchayat Sashaktikaran Puraskar (PSP)
<b>18</b>	GUJARAT	SABARKANTHA >> VIJAYNAGAR	Block Panchayat	Panchayat Sashaktikaran Puraskar (PSP)
<b>19</b>	GUJARAT	ARVALLI >> DHANSURA >> DHANSURA	Gram Panchayat	Panchayat Sashaktikaran Puraskar (PSP)
<b>20</b>	GUJARAT	JAMNAGAR >> JAMJODHPUR >> MOTA VADIYA	Gram Panchayat	Child Friendly Gram Panchayat Award
<b>21</b>	GUJARAT	JUNAGADH >> KESHOD >> MESVAN	Gram Panchayat	Panchayat Sashaktikaran Puraskar (PSP)
<b>22</b>	GUJARAT	AMRELI >> DHARI >> MADHUPUR	Gram Panchayat	Panchayat Sashaktikaran

EVALUATION OF THE INCENTIVIZATION OF PANCHAYATS SCHEME OF MOPR

				Puraskar (PSP)
23	GUJARAT	RAJKOT >> DHORAJI >> VEGDI	Gram Panchayat	Panchayat Sashaktikaran Puraskar (PSP)
24	GUJARAT	SABARKANTHA >> IDAR >> JETHIPURA	Gram Panchayat	Panchayat Sashaktikaran Puraskar (PSP)
25	GUJARAT	SURAT >> CHORASI >> HAJIRA	Gram Panchayat	Gram Panchayat Development Plan (GPDP)
26	GUJARAT	TAPI >> SONGADH >> UKHALDA	Gram Panchayat	Rashtriya Gaurav Gram Sabha (RGGS)
27	GUJARAT	CHHOTAUDEPUR >> SANKHEDA >> MALU	Gram Panchayat	Panchayat Sashaktikaran Puraskar (PSP)
28	GUJARAT	ANAND >> BORSAD >> BOCHASAN	Gram Panchayat	Panchayat Sashaktikaran Puraskar (PSP)
29	JHARKHAND	KHUNTI	District Panchayat	Panchayat Sashaktikaran Puraskar (PSP)
30	JHARKHAND	KHUNTI >> KHUNTI	Block Panchayat	Panchayat Sashaktikaran Puraskar (PSP)

**EVALUATION OF THE INCENTIVIZATION OF PANCHAYATS SCHEME OF MOPR**

<b>31</b>	JHARKHAND	EAST SINGHBHUM >> GOLMURI CUM JUGSALAI	Block Panchayat	Panchayat Sashaktikaran Puraskar (PSP)
<b>32</b>	JHARKHAND	SAHIBGANJ >> RAJMAHAL >> KHUTAHARI	Gram Panchayat	Gram Panchayat Development Plan (GPDP)
<b>33</b>	JHARKHAND	BOKARO >> NAWADIH >> CHAPRI	Gram Panchayat	Panchayat Sashaktikaran Puraskar (PSP)
<b>34</b>	JHARKHAND	BOKARO >> PETERWAR >> BUNDU	Gram Panchayat	Child Friendly Gram Panchayat Award
<b>35</b>	JHARKHAND	GIRIDIH >> BIRNI >> KAPILO	Gram Panchayat	Rashtriya Gaurav Gram Sabha (RGGS)
<b>36</b>	JHARKHAND	HAZARIBAGH >> PADMA >> PINDARKON	Gram Panchayat	Panchayat Sashaktikaran Puraskar (PSP)
<b>37</b>	JHARKHAND	GIRIDIH >> GANDEY >> BUDHUDIH	Gram Panchayat	Panchayat Sashaktikaran Puraskar (PSP)
<b>38</b>	KARNATAKA	HASSAN	District Panchayat	Panchayat Sashaktikaran Puraskar (PSP)
<b>39</b>	KARNATAKA	MANDYA >>	Block	Panchayat

EVALUATION OF THE INCENTIVIZATION OF PANCHAYATS SCHEME OF MOPR

		PANDAVAPURA	Panchayat	Sashaktikaran Puraskar (PSP)
40	KARNATAKA	BENGALURU URBAN >> BENGALURU EAST	Block Panchayat	Panchayat Sashaktikaran Puraskar (PSP)
41	KARNATAKA	MANDYA >> MADDUR >> HEMMANAHALLI	Gram Panchayat	Rashtriya Gaurav Gram Sabha (RGGS)
42	KARNATAKA	CHIKBALLAPUR >> CHINTAMANI >> MUNGANAHALLI	Gram Panchayat	Child Friendly Gram Panchayat Award
43	KARNATAKA	HAVERI >> RANEBENNUR >> TUMMINAKATTI	Gram Panchayat	Panchayat Sashaktikaran Puraskar (PSP)
44	KARNATAKA	MYSURU >> HUNSUR >> KARANAKUPPE	Gram Panchayat	Panchayat Sashaktikaran Puraskar (PSP)
45	KARNATAKA	MANDYA >> MADDUR >> YADAGANAHALLI	Gram Panchayat	Panchayat Sashaktikaran Puraskar (PSP)
46	MADHYA PRADESH	SAGAR	District Panchayat	Panchayat Sashaktikaran Puraskar (PSP)
47	MADHYA PRADESH	BETUL	District Panchayat	Panchayat Sashaktikaran

**EVALUATION OF THE INCENTIVIZATION OF PANCHAYATS SCHEME OF MOPR**

				Puraskar (PSP)
<b>48</b>	MADHYA PRADESH	SEHORE >> SEHORE	Block Panchayat	Panchayat Sashaktikaran Puraskar (PSP)
<b>49</b>	MADHYA PRADESH	RATLAM >> JAORA	Block Panchayat	Panchayat Sashaktikaran Puraskar (PSP)
<b>50</b>	MADHYA PRADESH	JABALPUR >> SHAHPURA >> SIHODA	Gram Panchayat	Panchayat Sashaktikaran Puraskar (PSP)
<b>51</b>	MADHYA PRADESH	BHOPAL >> PHANDA >> NIPANIYA SUKHA	Gram Panchayat	Rashtriya Gaurav Gram Sabha (RGGS)
<b>52</b>	MADHYA PRADESH	DHAR >> DHARAMPURI	Gram Panchayat	Panchayat Sashaktikaran Puraskar (PSP)
<b>53</b>	MADHYA PRADESH	EAST NIMAR >> BALADI >> JETAPURKALA	Gram Panchayat	Panchayat Sashaktikaran Puraskar (PSP)
<b>54</b>	MADHYA PRADESH	EAST NIMAR >> BALADI >> SOMGAON KHURD	Gram Panchayat	Panchayat Sashaktikaran Puraskar (PSP)
<b>55</b>	MADHYA PRADESH	HOSHANGABAD >> SEONI MALWA >> SHIVPUR	Gram Panchayat	Gram Panchayat Development Plan (GPDP)



**EVALUATION OF THE INCENTIVIZATION OF PANCHAYATS SCHEME OF MOPR**

<b>56</b>	MADHYA PRADESH	JABALPUR >> SHAHPURA >> BILKHARBA	Gram Panchayat	Panchayat Sashaktikaran Puraskar (PSP)
<b>57</b>	MADHYA PRADESH	BHOPAL >> BERASIA >> BHAISONDA	Gram Panchayat	Panchayat Sashaktikaran Puraskar (PSP)
<b>58</b>	MADHYA PRADESH	NEEMUCH >> NEEMUCH >> SAWAN	Gram Panchayat	Panchayat Sashaktikaran Puraskar (PSP)
<b>59</b>	MADHYA PRADESH	SEHORE >> ASHTA >> METWARA	Gram Panchayat	Panchayat Sashaktikaran Puraskar (PSP)
<b>60</b>	MADHYA PRADESH	SIDHI >> SIDHI >> BAGHWARI	Gram Panchayat	Panchayat Sashaktikaran Puraskar (PSP)
<b>61</b>	MADHYA PRADESH	SIDHI >> SIDHI >> PANWAR CHOUHANAN	Gram Panchayat	Panchayat Sashaktikaran Puraskar (PSP)
<b>62</b>	MADHYA PRADESH	SIDHI >> SIDHI >> PANWAR CHOUHANAN	Gram Panchayat	Child Friendly Gram Panchayat Award
<b>63</b>	MADHYA PRADESH	UMARIA >> MANPUR >> DODAKA	Gram Panchayat	Panchayat Sashaktikaran Puraskar (PSP)
<b>64</b>	SIKKIM	EAST DISTRICT	District Panchayat	Panchayat Sashaktikaran

EVALUATION OF THE INCENTIVIZATION OF PANCHAYATS SCHEME OF MOPR

				Puraskar (PSP)
65	SIKKIM	NORTH DISTRICT >> TINGVONG	Gram Panchayat	Gram Panchayat Development Plan (GPDP)
66	SIKKIM	EAST DISTRICT >> BUDANG KAMEREY	Gram Panchayat	Panchayat Sashaktikaran Puraskar (PSP)
67	SIKKIM	SOUTH DISTRICT >> LUNGCHOK KAMAREY	Gram Panchayat	Panchayat Sashaktikaran Puraskar (PSP)
68	SIKKIM	EAST DISTRICT >> RHENOCK	Gram Panchayat	Child Friendly Gram Panchayat Award
69	SIKKIM	NORTH DISTRICT >> SINGHIK	Gram Panchayat	Rashtriya Gaurav Gram Sabha (RGGS)
70	TELANGANA	MEDAK	District Panchayat	Panchayat Sashaktikaran Puraskar (PSP)
71	TELANGANA	KARIMNAGAR >> KORUTLA	Block Panchayat	Panchayat Sashaktikaran Puraskar (PSP)
72	TELANGANA	KARIMNAGAR >> DHARMARAM	Block Panchayat	Panchayat Sashaktikaran Puraskar (PSP)

**EVALUATION OF THE INCENTIVIZATION OF PANCHAYATS SCHEME OF MOPR**

<b>73</b>	TELANGANA	KARIMNAGAR >> KAMANPUR >> SUNDILLA	Gram Panchayat	Gram Panchayat Development Plan (GPDP)
<b>74</b>	TELANGANA	KARIMNAGAR >> MUSTABAD >> MOHINIKUNTA	Gram Panchayat	Child Friendly Gram Panchayat Award
<b>75</b>	TELANGANA	KARIMNAGAR >> THIMMAPUR (L.M.D.) >> PARLAPALLY	Gram Panchayat	Panchayat Sashaktikaran Puraskar (PSP)
<b>76</b>	TELANGANA	MEDAK >> SIDDIPET >> MITTAPALLE	Gram Panchayat	Panchayat Sashaktikaran Puraskar (PSP)
<b>77</b>	TELANGANA	KARIMNAGAR >> YELLAREDDIPET >> HARIDAS NAGAR	Gram Panchayat	Panchayat Sashaktikaran Puraskar (PSP)
<b>78</b>	TELANGANA	MEDAK >> CHINNAKODUR >> MALYAL	Gram Panchayat	Panchayat Sashaktikaran Puraskar (PSP)
<b>79</b>	TELANGANA	MAHBUBNAGAR >> ADDAKAL >> CHAKRAPOOR	Gram Panchayat	Panchayat Sashaktikaran Puraskar (PSP)
<b>80</b>	TELANGANA	ADILABAD >> TALAMADUGU >> RUYADI	Gram Panchayat	Panchayat Sashaktikaran Puraskar (PSP)
<b>81</b>	TELANGANA	KARIMNAGAR >>	Gram	Rashtriya Gaurav

EVALUATION OF THE INCENTIVIZATION OF PANCHAYATS SCHEME OF MOPR

		KAMANPUR >> SUNDILLA	Panchayat	Gram Sabha (RGGS)
82	UTTAR PRADESH	SHAMLI	District Panchayat	Panchayat Sashaktikaran Puraskar (PSP)
83	UTTAR PRADESH	HAPUR	District Panchayat	Panchayat Sashaktikaran Puraskar (PSP)
84	UTTAR PRADESH	UNNAO >> NAWABGANJ	Block Panchayat	Panchayat Sashaktikaran Puraskar (PSP)
85	UTTAR PRADESH	SIDDHARTH NAGAR >> BIRDPUR	Block Panchayat	Panchayat Sashaktikaran Puraskar (PSP)
86	UTTAR PRADESH	FIROZABAD >> FIROZABAD	Block Panchayat	Panchayat Sashaktikaran Puraskar (PSP)
87	UTTAR PRADESH	RAMPUR >> CHAMRAON	Block Panchayat	Panchayat Sashaktikaran Puraskar (PSP)
88	UTTAR PRADESH	BARABANKI >> MASAULI >> CHILAUKI	Gram Panchayat	Panchayat Sashaktikaran Puraskar (PSP)
89	UTTAR PRADESH	GHAZIABAD >> LONI >> NISTAULI	Gram Panchayat	Panchayat Sashaktikaran Puraskar (PSP)

EVALUATION OF THE INCENTIVIZATION OF PANCHAYATS SCHEME OF MOPR

90	UTTAR PRADESH	MATHURA >> NOHJHIL >> MITHAULI	Gram Panchayat	Panchayat Sashaktikaran Puraskar (PSP)
91	UTTAR PRADESH	AMETHI >> MUSAFIR KHANA >> KASTHUNI PURAB	Gram Panchayat	Panchayat Sashaktikaran Puraskar (PSP)
92	UTTAR PRADESH	MATHURA >> NOHJHIL >> AMANULLAPUR	Gram Panchayat	Panchayat Sashaktikaran Puraskar (PSP)
93	UTTAR PRADESH	HAPUR >> DHAULANA >> NARAINA	Gram Panchayat	Panchayat Sashaktikaran Puraskar (PSP)
94	UTTAR PRADESH	SAMBHAL >> BANIYAKHERA >> AKRAULI	Gram Panchayat	Panchayat Sashaktikaran Puraskar (PSP)
95	UTTAR PRADESH	SIDDHARTH NAGAR >> BIRDPUR >> PIPARSAN	Gram Panchayat	Panchayat Sashaktikaran Puraskar (PSP)
96	UTTAR PRADESH	GORAKHPUR >> KHORABAR >> CHHITAUNA	Gram Panchayat	Panchayat Sashaktikaran Puraskar (PSP)
97	UTTAR PRADESH	BIJNOR >> NAJIBABAD >> JALABPUR GUDAL	Gram Panchayat	Panchayat Sashaktikaran Puraskar (PSP)

EVALUATION OF THE INCENTIVIZATION OF PANCHAYATS SCHEME OF MOPR

98	UTTAR PRADESH	GORAKHPUR >> PIPRAICH >> ARAJI BASDILA	Gram Panchayat	Panchayat Sashaktikaran Puraskar (PSP)
99	UTTAR PRADESH	MUZAFFARNAGAR >> JANSATH >> JANDHERI	Gram Panchayat	Panchayat Sashaktikaran Puraskar (PSP)
100	UTTAR PRADESH	KANPUR NAGAR >> PATARA >> KUMHEDIYA	Gram Panchayat	Panchayat Sashaktikaran Puraskar (PSP)
101	UTTAR PRADESH	JHANSI >> MAURANIPUR >> KOTRA	Gram Panchayat	Panchayat Sashaktikaran Puraskar (PSP)
102	UTTAR PRADESH	SIDDHARTH NAGAR >> MITHWAL >> DEWARIA	Gram Panchayat	Panchayat Sashaktikaran Puraskar (PSP)
103	UTTAR PRADESH	AURAIYA >> BHAGYANAGAR >> KOTHIPUR	Gram Panchayat	Panchayat Sashaktikaran Puraskar (PSP)
104	UTTAR PRADESH	FIROZABAD >> SHIKOHABAD >> SHAHPUR	Gram Panchayat	Panchayat Sashaktikaran Puraskar (PSP)
105	UTTAR PRADESH	AURAIYA >> BIDHUNA >> MATERA	Gram Panchayat	Panchayat Sashaktikaran Puraskar (PSP)
106	UTTAR PRADESH	BAGHPAT >> BAGHPAT >>	Gram Panchayat	Panchayat Sashaktikaran

EVALUATION OF THE INCENTIVIZATION OF PANCHAYATS SCHEME OF MOPR

		GWALI KHERA		Puraskar (PSP)
107	UTTAR PRADESH	BIJNOR >> MOHAMMEDPUR DEOMAL >> QAZIWALA	Gram Panchayat	Panchayat Sashaktikaran Puraskar (PSP)
108	UTTAR PRADESH	MORADABAD >> THAKURDWARA >> BAHADAR NAGAR	Gram Panchayat	Panchayat Sashaktikaran Puraskar (PSP)
109	UTTAR PRADESH	PRATAPGARH >> KUNDA >> SAHABPUR	Gram Panchayat	Rashtriya Gaurav Gram Sabha (RGGS)
110	UTTAR PRADESH	ETAWAH >> BARHPURA >> KAMET	Gram Panchayat	Gram Panchayat Development Plan (GPDP)
111	UTTAR PRADESH	ETAWAH >> MAHEWA >> BAKEWER DEHAT	Gram Panchayat	Panchayat Sashaktikaran Puraskar (PSP)
112	UTTAR PRADESH	FIROZABAD >> MADANPUR >> DANDIAMAI	Gram Panchayat	Panchayat Sashaktikaran Puraskar (PSP)
113	UTTAR PRADESH	ETAH >> JAITHARA >> KHAWA	Gram Panchayat	Panchayat Sashaktikaran Puraskar (PSP)
114	UTTAR PRADESH	SANT KABEER NAGAR >> MEHDAWAL >>	Gram Panchayat	Panchayat Sashaktikaran Puraskar (PSP)

EVALUATION OF THE INCENTIVIZATION OF PANCHAYATS SCHEME OF MOPR

		GHOORA PALI		
115	UTTAR PRADESH	JALAUN >> MADHOGARH >> AMKHEDA	Gram Panchayat	Panchayat Sashaktikaran Puraskar (PSP)
116	UTTAR PRADESH	JALAUN >> KADAURA >> AKBARPUR	Gram Panchayat	Child Friendly Gram Panchayat Award
117	UTTAR PRADESH	BAGHPAT >> BAGHPAT >> MEETLI	Gram Panchayat	Panchayat Sashaktikaran Puraskar (PSP)
118	UTTAR PRADESH	KANPUR NAGAR >> CHAUBEYPUR >> RAMGOPALPUR	Gram Panchayat	Panchayat Sashaktikaran Puraskar (PSP)
119	UTTAR PRADESH	RAMPUR >> CHAMRAON >> MANDAIYAN UDAIRAJ	Gram Panchayat	Panchayat Sashaktikaran Puraskar (PSP)



**EVALUATION OF THE INCENTIVIZATION OF PANCHAYATS SCHEME OF MOPR**

**Appendix: 2**

Sl no	State	Social security	Agriculture	Drinking water	Good governance	Rural housing	Roads	Maintenance of community assets
	National average	34.04	24.47	64.55	30.96	27.07	32.86	22.83
1	Andaman & Nicobar	38.09	54.14	92.86	5.21	27.80	19.60	15.71
2	Andhra Pradesh	43.41	22.08	85.48	8.94	17.43	6.09	20.10
3	Arunachal Pradesh	10.63	18.50	59.31	34.88	61.42	24.01	2.12
4	Assam	31.67	23.73	35.52	31.93	32.96	37.11	15.75
5	Bihar	43.54	22.48	63.53	43.48	21.06	29.71	25.66
6	Chhattisgarh	37.38	12.37	43.55	31.93	50.09	75.00	36.25
7	Dadra & Nagar Haveli	45.73	17.52	70.00	43.48	29.71	94.44	60.00
8	Daman & Diu	43.46	18.35	94.44	69.97	2.74	50.26	44.44
9	Goa	17.62	43.14	94.24	0.00	7.69	56.30	9.95
10	Gujarat	55.95	19.27	94.05	45.31	13.81	63.82	60.77
11	Haryana	40.81	32.81	91.69	44.14	6.63	40.36	26.35
12	Himachal Pradesh	44.56	14.47	96.84	36.57	21.33	5.59	19.65
13	Jammu Kashmir	19.00	18.29	65.44	30.93	24.08	32.24	5.02
14	Jharkhand	41.73	21.46	24.96	39.56	40.18	34.37	45.71
15	Karnataka	57.97	21.34	87.76	40.73	21.94	39.85	44.79
16	Kerala	71.67	47.75	74.60	58.43	1.38	4.23	28.48
17	Ladakh	20.82	9.15	24.34	90.83	64.82	39.05	0.53
18	Madhya Pradesh	35.33	19.05	52.26	28.88	41.29	26.56	23.54
19	Maharashtra	43.12	19.63	76.76	41.18	26.82	1.42	56.35
20	Manipur	12.16	35.99	16.84	39.02	68.67	4.47	1.21
21	Meghalaya	10.64	20.23	19.34	3.65	50.40	7.77	1.72
22	Mizoram	15.36	21.87	34.24	2.25	23.97	1.79	9.35
23	Nagaland	16.80	21.25	24.07	48.92	57.11	37.55	6.42
24	Odisha	35.10	19.38	59.86	6.62	27.49	57.55	20.10
25	Puducherry	15.21	50.37	100.00	36.72	20.93	24.16	20.21

**EVALUATION OF THE INCENTIVIZATION OF PANCHAYATS SCHEME OF MOPR**

26	Punjab	13.10	27.37	81.29	1.60	4.48	46.02	10.74
27	Rajasthan	40.19	17.35	64.88	17.57	16.64	25.41	60.99
28	Sikkim	34.12	27.69	83.78	29.01	14.88	56.76	20.00
29	Tamil Nadu	20.16	23.50	90.80	50.82	12.10	40.56	25.93

**Reference and Bibliography**

Alok, V N, 2012“ Devolution to Panchayats in India: Ranking Functional Environment at Sub-National Level, Indian Institute of

Public Administration, New Delhi.

Alok, V.N. and P.K.Chaubey.2010. Panchayats in India: Measuring Devolution by States, New Delhi, Macmillan

Bardhan, P. and D. Mookherjee 2007. The Rise of Local Governments: An Overview in Bardhan; P. and D. Mookherjee (eds)

Decentralization and Local Governance in Developing Countries: A Comparative Perspective, New Delhi, Oxford.

Bardhan, Pranab and DilipMookherjee, 2007 “ Decentralization and Local Governance in Developing Countries: A comparative

perspective, New Delhi, Oxford

Bardhan, Pranab and DilipMookherjee, 2007. “The Rise of Local Governments: in The Indian Journal of Public Administration,

Vol VIII, No.4, Oct-Dec:443-459

Chaudhuri, Shubham 2007. What Differences Does a Constitutional Amendment Make? The 1994 Panchayati Raj Act and the

Attempt to Revitalize Rural Local Governance in India, in Decentralization and Local Governance in Developing Countries: A

Comarative Experience, edited by Pranab Bardhan and DilipMookherjee, Oxford University Press, New Delhi.

Good Practices (Panchayat SashaktikaranPuraskar 2012, Ministry of Panchayati Raj, Govt. of India, New Delhi.

John M S and Chathukulam, Jos, 2003, “ Measuring Decentralization: The Case of Kerala”, Public Administration and

Development, 23;347-360

Mitra Sanjay and Shashi Kant Verma, 1997 “Why Governments Devolve: A Study Using Data from Indian States”, Harvard

## EVALUATION OF THE INCENTIVIZATION OF PANCHAYATS SCHEME OF MOPR

Institute for International Development, Harvard University.

NCAER 2007. Working Index of Devolution for Assessing Environment for Panchayati Raj Institutions in the States: Empirical

Assessment (January) submitted to UNDP and Ministry of Panchayati Raj (Mimeo)

NCAER 2008. Working Index of Devolution for assessing Environment for Panchayati Raj Institutions in the States : Empirical

Assessment.

NCAER 2009. An Index of Devolution for Assessing Environment for Panchayati Raj Institutions in the States (March) prepared

for Ministry of Panchayati Raj (Mimeo).

Oommen, M.A, 1999. “ Panchayat Finance and Issues Relating to Inter-governmental Transfers.” In Decentralization and Local

Politics: Readings in Indian Government and Politics, vol.2 , ed S.N. Jha and P.C. Mathur, 142-72 London: Sage

Oommen, M.A. 1995. “Panchayat Finances and Issues Relating to Inter-Governmental Transfers”. In Panchayats and Their

Finance, ed. M.A Oommen and Abhijit Datta, 1-54, New Delhi: Institute of Social Sciences.

Ramachandran V, 2011, Report of the Working Group on “Panchayati Raj Institutions and Rural Governance” Planning

Commission, Government of India and Ministry of Panchayati Raj, Govt. of India

Report of the Thirteenth Finance Commission (2010-2015), Ministry of Finance, Govt. of India, New Delhi

Schneider Aaron, 2003 “Decentralization : Conceptualization and Measurement”, Studies in Comparative International

Development, Vol.38, No.3, pp.32-56

Shylendra HS and Rajput SS , 2009, Issues before the Finance Commission : Empowering the Panchayati Raj Institutions, IRMA, Anand

## EVALUATION OF THE INCENTIVIZATION OF PANCHAYATS SCHEME OF MOPR

(Department of Panchayati Raj Uttar Pradesh - [http://panchayatiraj.up.nic.in/pblc\\_pg/About/AboutPrdUP](http://panchayatiraj.up.nic.in/pblc_pg/About/AboutPrdUP))(Local Government Directory - <https://lgdirectory.gov.in/#>)  
(<https://business.mapsofindia.com/finance-commission/state/uttar-pradesh.html>)

[https://cag.gov.in/uploads/download\\_audit\\_report/2014/Gujarat Local Bodies 5 2014 chap 1.pdf](https://cag.gov.in/uploads/download_audit_report/2014/Gujarat_Local_Bodies_5_2014_chap_1.pdf)  
<https://panchayat.gujarat.gov.in/en/panchyati-raj>  
<https://financedepartment.gujarat.gov.in/>

*State Finance Commission Cell Assam - <http://sfcassam.nic.in/>*

*(Assam State Portal - <https://assam.gov.in/government>)*

*(Panchayat and Rural Development Department, Govt. of Assam - <https://pnrd.assam.gov.in/about-us/what-we-do>)*

*(Jos Chathukulam, 2013, Evaluation Report of the Panchayat Empowerment and accountability Incentive Scheme (PEAIS) in the States of Chhattisgarh, Karnataka, Kerala, Punjab and Rajasthan, MoPR).*

<https://sikkim.gov.in/departments/rural-management-development-department/directorate-of-panchayati-raj>  
[https://cag.gov.in/uploads/download\\_audit\\_report/2011/Sikkim TL PRI 2011 Chap 1.pdf](https://cag.gov.in/uploads/download_audit_report/2011/Sikkim_TL_PRI_2011_Chap_1.pdf)

[https://cag.gov.in/uploads/download\\_audit\\_report/2012/Jharkhand Local Bodies Accounts 2010-11 Chap 1.pdf](https://cag.gov.in/uploads/download_audit_report/2012/Jharkhand_Local_Bodies_Accounts_2010-11_Chap_1.pdf)  
<https://cag.gov.in/en/audit-report/details/115296>  
<https://www.iias.asia/the-newsletter/article/panchayati-raj-structural-amendments-jharkhand-two-sides-same-coin>

([https://www.humanrightsinitiative.org/publications/rti/rti\\_&\\_panchayati\\_raj\\_institutions\\_mp.pdf](https://www.humanrightsinitiative.org/publications/rti/rti_&_panchayati_raj_institutions_mp.pdf))

([http://www.nrcddp.org/file\\_upload/status%20of%20panchayati%20raj,%20madhya%20pradesh.pdf](http://www.nrcddp.org/file_upload/status%20of%20panchayati%20raj,%20madhya%20pradesh.pdf))

[https://cag.gov.in/uploads/download\\_audit\\_report/2017/Report No.4 of 2017 Local Bodies Government of Madhya Pradesh.pdf](https://cag.gov.in/uploads/download_audit_report/2017/Report_No.4_of_2017_Local_Bodies_Government_of_Madhya_Pradesh.pdf)

*Annual Report 2020-2021, Ministry of Panchayati Raj, Government of India , Panchayat Awards - 2019: Best Practices/Success Stories (2019-2020)*